



US00D481182S

(12) **United States Design Patent**
McGill et al.

(10) **Patent No.:** **US D481,182 S**

(45) **Date of Patent:** **** Oct. 21, 2003**

(54) **VACUUM CLEANER DIRT RECEPTACLE LID**

(75) Inventors: **James A. McGill**, Canton, OH (US);
David M. J. Allgeier, North Canton, OH (US)

(73) Assignee: **The Hoover Company**, N. Canton, OH (US)

(**) Term: **14 Years**

(21) Appl. No.: **29/141,580**

(22) Filed: **May 9, 2001**

(51) **LOC (7) Cl.** **15-05**

(52) **U.S. Cl.** **D32/30; D32/25**

(58) **Field of Search** **D32/25, 29-31; 15/347-353, 257.1-257.4; 55/DIG. 3, 429, 436, 459.1, 472, 337, 357, 366, 449**

(56) **References Cited**

U.S. PATENT DOCUMENTS

2,778,447	A	*	1/1957	Meyerhoefer	55/356
D185,837	S	*	8/1959	Descaries	D32/31
4,405,346	A	*	9/1983	Tschudy et al.	55/357
4,961,765	A	*	10/1990	Guhne et al.	55/367
5,766,283	A	*	6/1998	Bumb et al.	55/367
D410,782	S	*	6/1999	Siemers	D32/25
6,012,200	A	*	1/2000	Murphy et al.	15/347
D436,425	S	*	1/2001	Salo et al.	D32/25
D446,614	S	*	8/2001	Alford et al.	D32/30
6,375,696	B2	*	4/2002	Wegelin et al.	55/337
6,385,810	B1	*	5/2002	Lang	15/352

OTHER PUBLICATIONS

Photograph of Hoover Model U5288-900 Dirt Cup and Lid Introduced May 2000.

Photograph of Hoover Model U5720-900Dirt Cup and Lid Introduced Jun. 2000.

* cited by examiner

Primary Examiner—Ted Shooman

Assistant Examiner—C Tuttle

(74) *Attorney, Agent, or Firm*—A. B. Lowe; Michael J. Corrigan

(57) **CLAIM**

The ornamental design of a vacuum cleaner dirt receptacle lid, as shown and described.

DESCRIPTION

FIG. 1 is a top, front and left perspective view of a vacuum-cleaner dirt receptacle lid in the closed position showing our new design on a vacuum cleaner dirt receptacle;

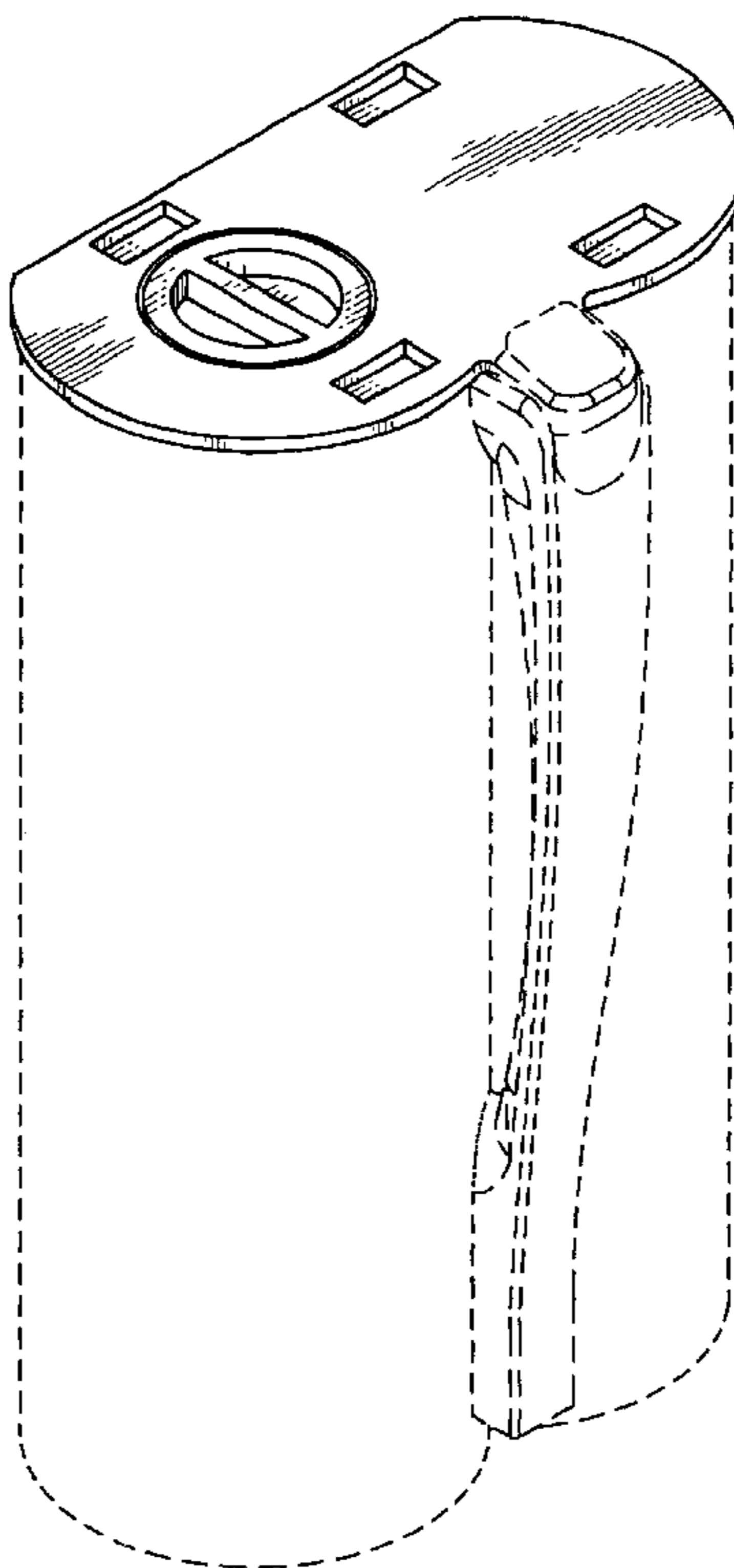
FIG. 2 is a bottom, rear and right perspective view of a vacuum cleaner dirt receptacle lid in the open position on a vacuum cleaner dirt receptacle;

FIG. 3 is a top view of a vacuum cleaner dirt receptacle lid; and,

FIG. 4 is a bottom view thereof.

The vacuum cleaner dirt receptacle in FIG. 1 and FIG. 2 and the thumb tab extending from the vacuum cleaner dirt receptacle lid in FIGS. 1 to 4 are shown for illustrative purposes only and form no part of the claimed design.

1 Claim, 3 Drawing Sheets



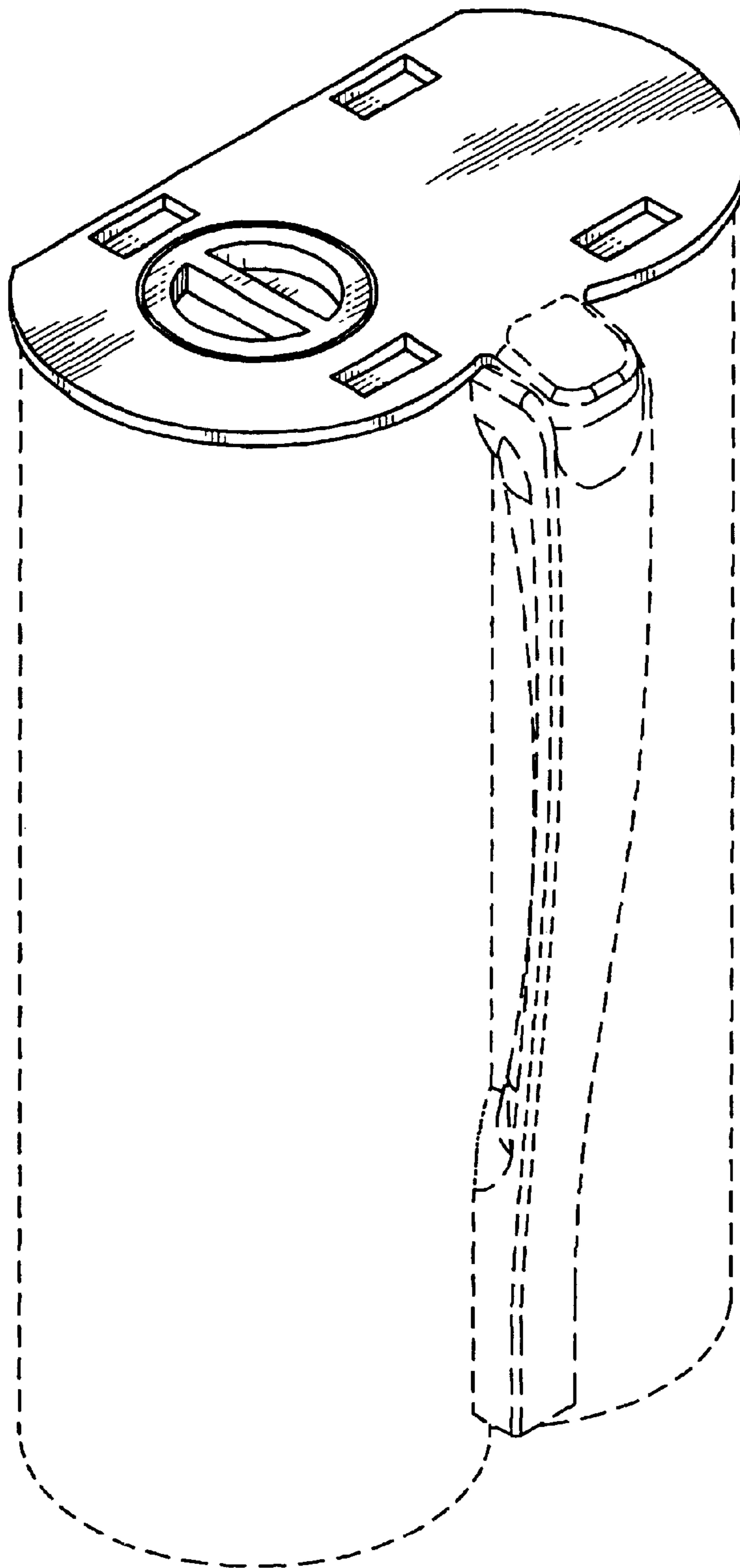


FIG-1

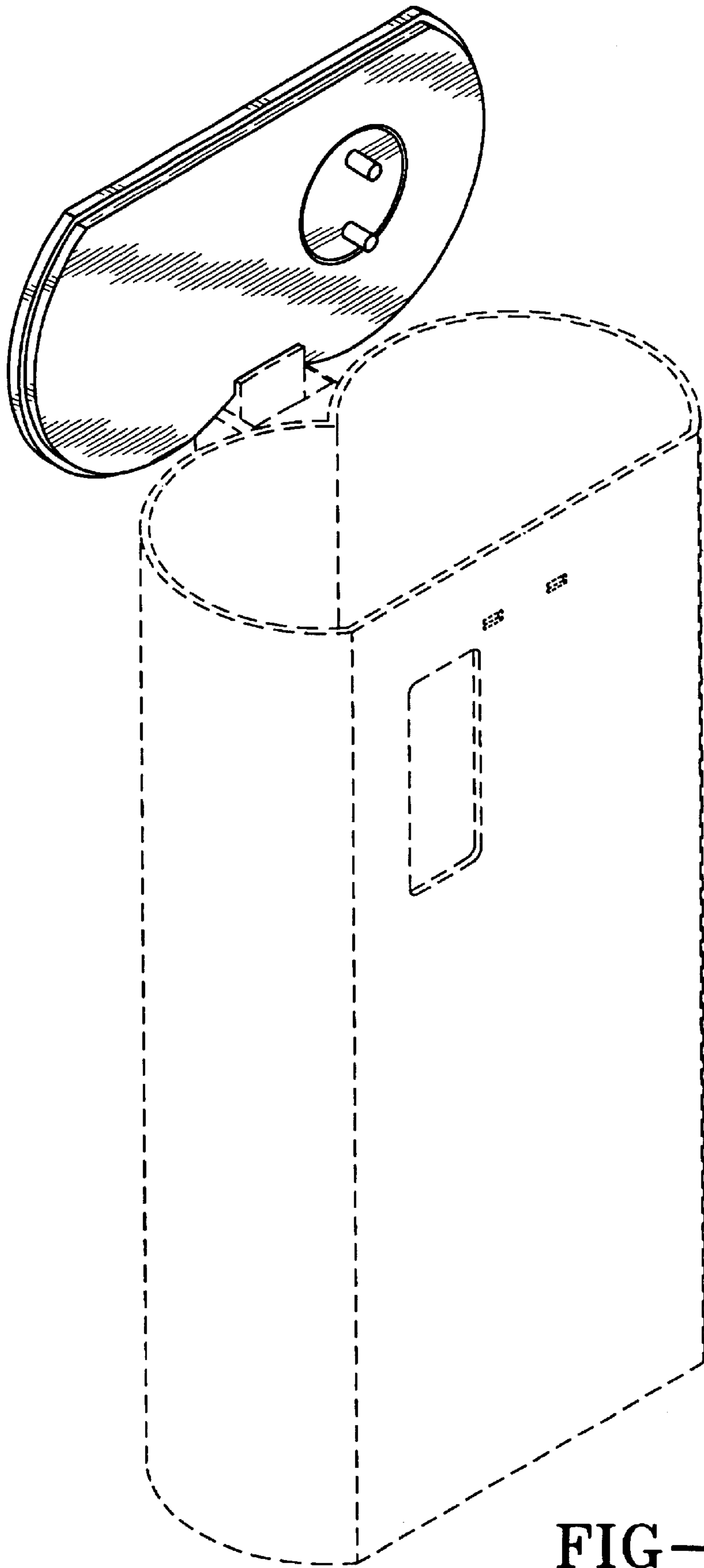


FIG-2

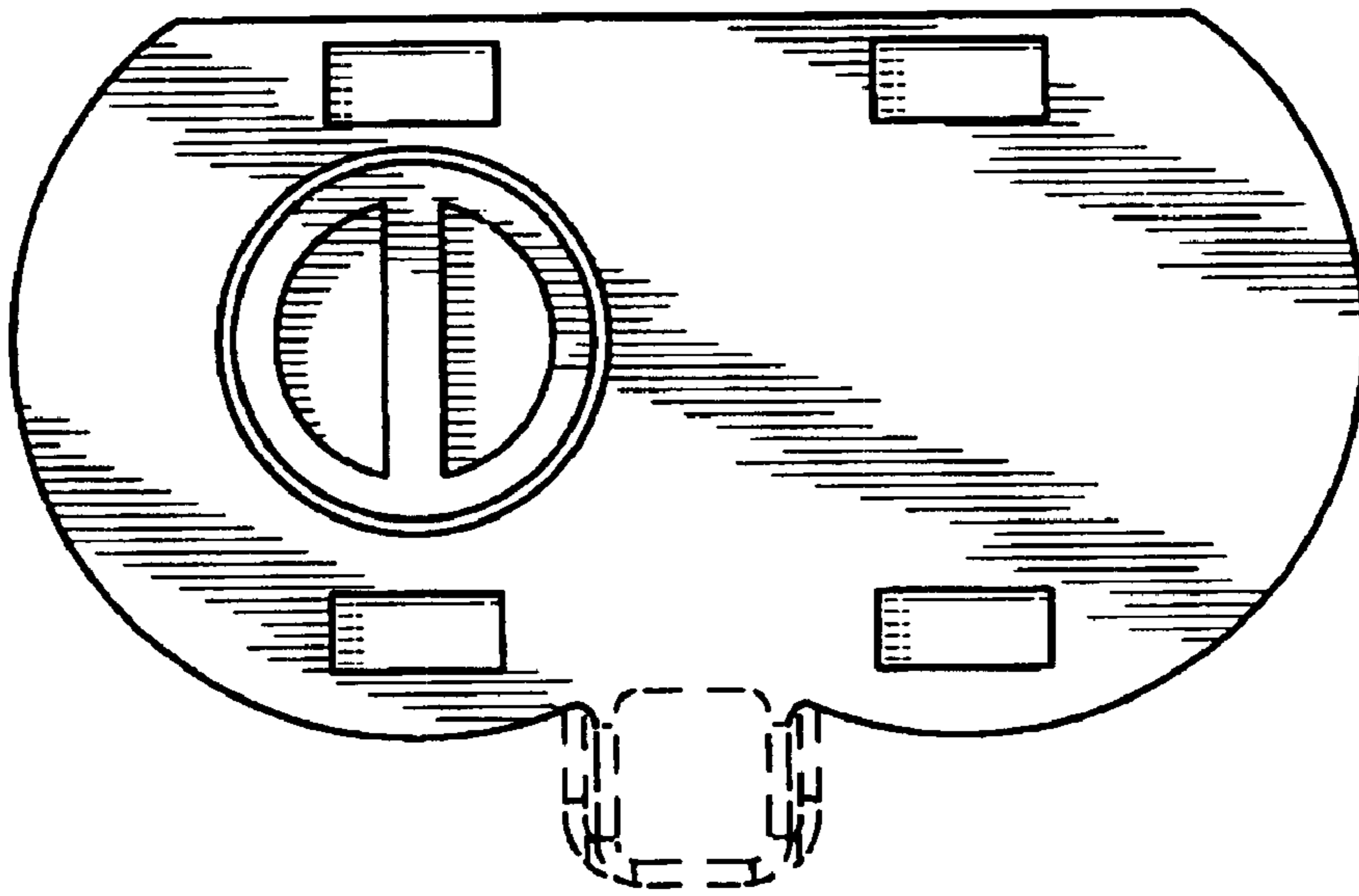


FIG-3

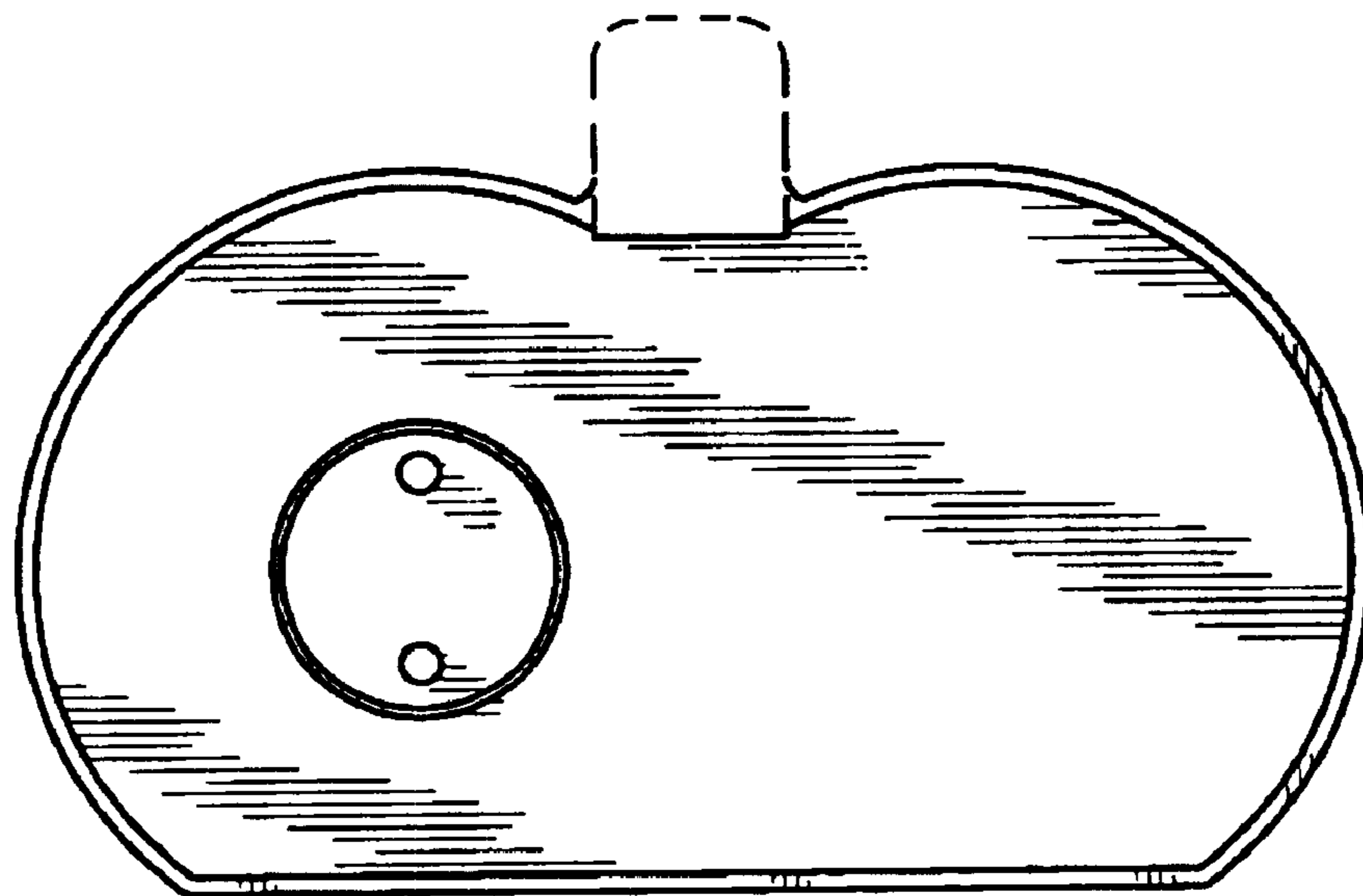


FIG-4