



US00D481175S

(12) **United States Design Patent**  
**Keen, Sr.**

(10) **Patent No.:** **US D481,175 S**

(45) **Date of Patent:** **\*\* Oct. 21, 2003**

(54) **WRESTLER'S KNEE PAD**

(76) **Inventor:** **James C. Keen, Sr.**, 7890 Base Lake,  
Dexter, MI (US) 48130

(\*\*) **Term:** **14 Years**

(21) **Appl. No.:** **29/174,185**

(22) **Filed:** **Jan. 13, 2003**

(51) **LOC (7) Cl.** ..... **29-02**

(52) **U.S. Cl.** ..... **D29/121.1**

(58) **Field of Search** ..... D29/121.1, 120.1,  
D29/100, 122; D24/190; 2/24, 22, 62, 267,  
911, 16; 602/26

(56) **References Cited**

**U.S. PATENT DOCUMENTS**

4,250,578	A	*	2/1981	Barlow	.....	2/24
4,287,885	A	*	9/1981	Applegate	.....	602/26
D341,229	S	*	11/1993	Tsujino	.....	D29/121.1
D360,284	S	*	7/1995	Paffett et al.	.....	D29/121.1
D360,285	S	*	7/1995	Paffett et al.	.....	D29/121.1

D360,287	S	*	7/1995	Paffett et al.	.....	D29/121.1
D394,332	S	*	5/1998	Tsujino	.....	D29/121.1
D433,198	S	*	10/2000	Chen	.....	D29/121.1
6,279,160	B1	*	8/2001	Chen	.....	2/24

\* cited by examiner

*Primary Examiner*—Lucy Lieberman

(74) *Attorney, Agent, or Firm*—James M. Deimen


(57) **CLAIM**

The ornamental design for a wrestler's knee pad, as shown and described.

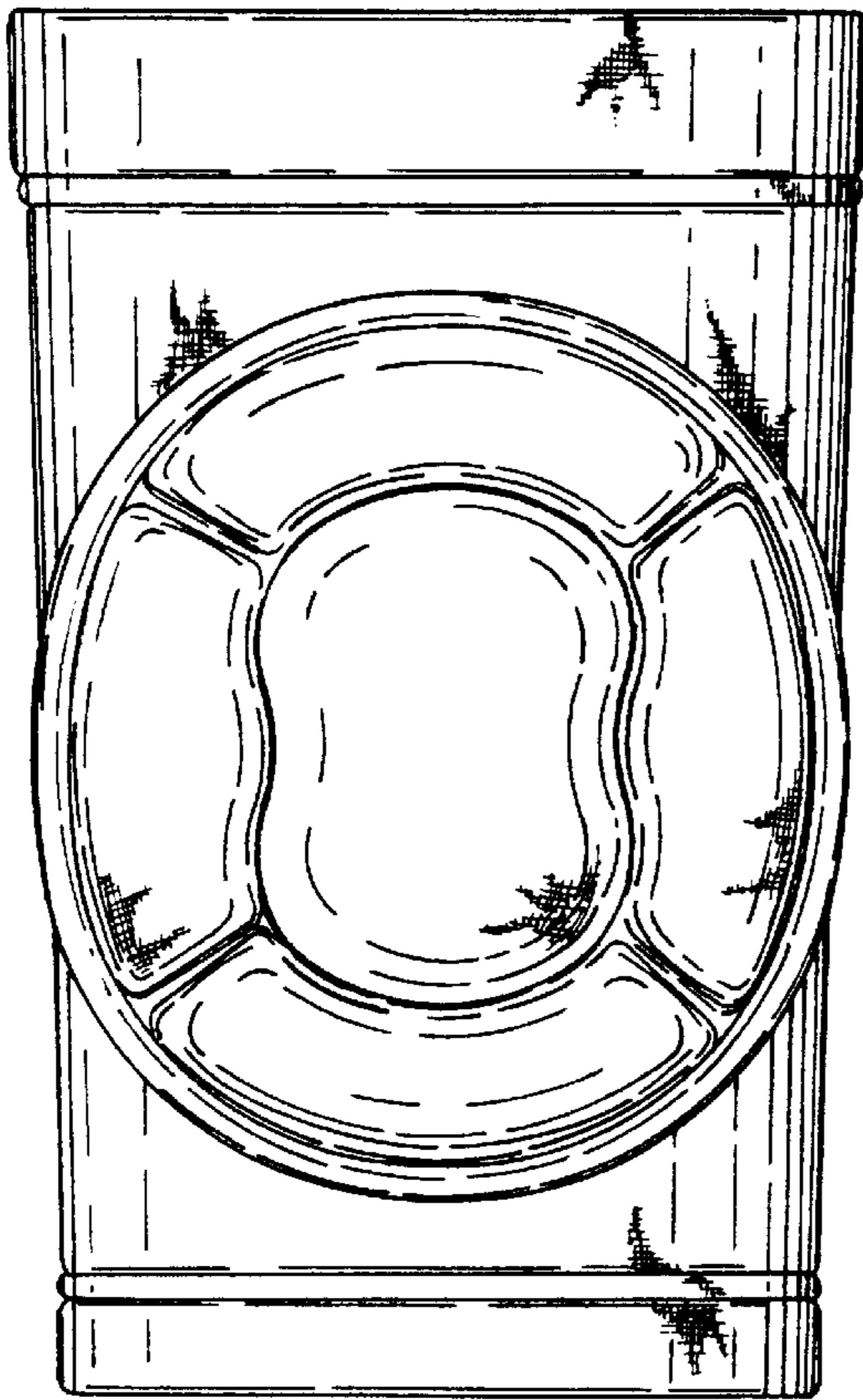
**DESCRIPTION**

FIG. 1 is a front view of a wrestler's knee pad showing my new design;  
FIG. 2 is a back view;  
FIG. 3 is a top view;  
FIG. 4 is a bottom view; and,  
FIG. 5 is a right side view, the left side view being the mirror image thereof.

**1 Claim, 2 Drawing Sheets**



*FIG 1*



*FIG 2*




FIG 3

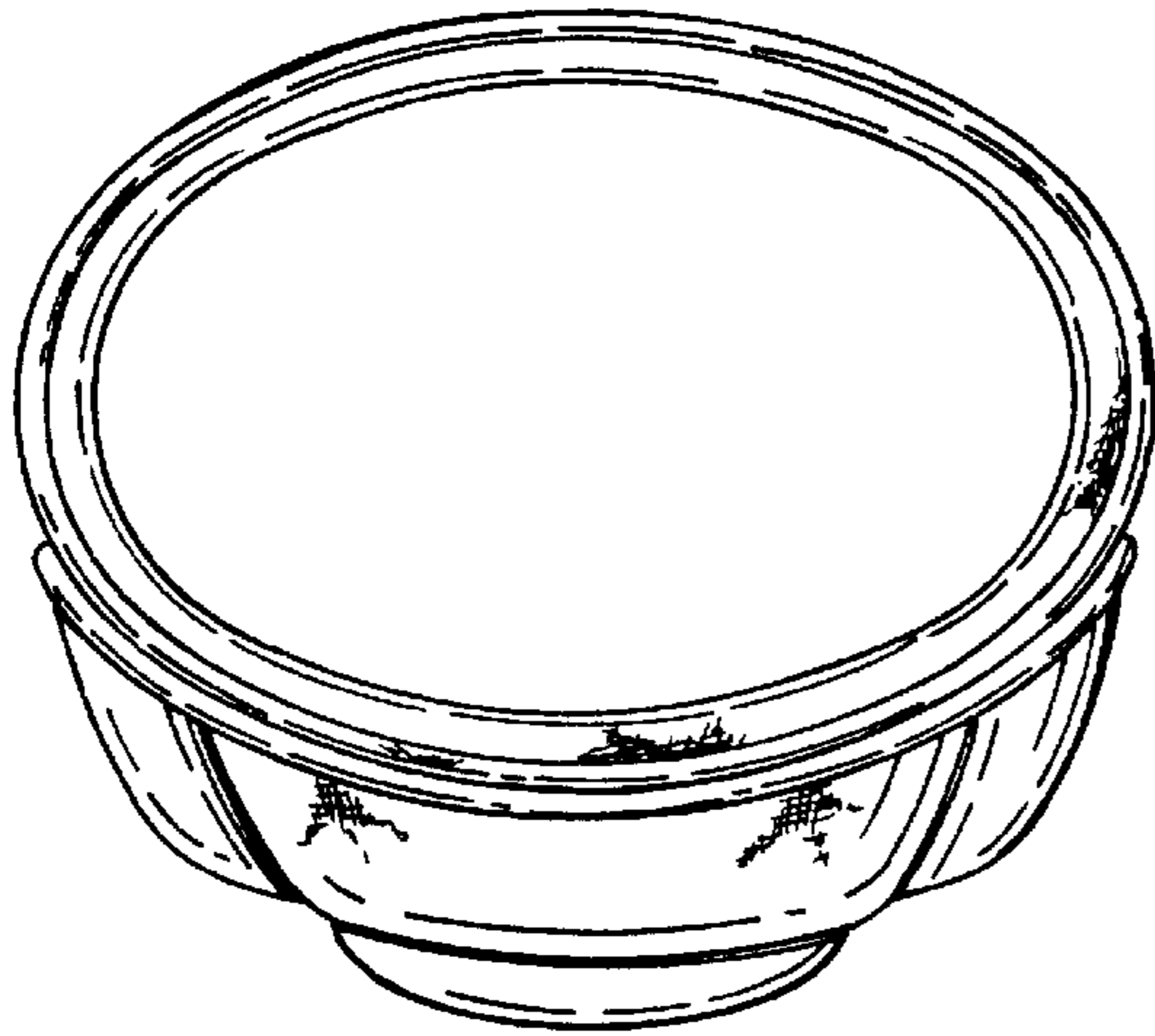


FIG 4




FIG 5

