



US00D481133S

(12) **United States Design Patent**
Blouin et al.

(10) **Patent No.: US D481,133 S**

(45) **Date of Patent: ** Oct. 21, 2003**

- (54) **SAMPLE WELL-STRIP FOR AN AUTOMATED SAMPLE ANALYZER**
- (75) Inventors: **Matthew R. Blouin**, Townsend, MA (US); **Robert R. Fiset**, Norwood, MA (US)
- (73) Assignee: **Instrumentation Laboratory Company**, Lexington, MA (US)
- (**) Term: **14 Years**

4,778,763 A	10/1988	Makiguchi et al.	436/47
4,787,744 A	11/1988	Hissung	356/246
4,877,659 A	10/1989	Vince	428/34.1
4,929,426 A *	5/1990	Bodai et al.	422/102
4,933,147 A	6/1990	Hollar et al.	422/64
5,084,246 A	1/1992	Lyman et al.	422/101
5,092,672 A	3/1992	Vanderwerf	353/102
5,098,663 A	3/1992	Berthold et al.	422/104
D327,743 S *	7/1992	Frenkel et al.	D24/224
5,164,318 A	11/1992	Sato et al.	435/288

(List continued on next page.)

- (21) Appl. No.: **29/159,372**
- (22) Filed: **Apr. 18, 2002**
- (51) **LOC (7) Cl. 24-02**
- (52) **U.S. Cl. D24/224; D24/226; D24/229; D24/216**
- (58) **Field of Search D24/226, 227, D24/216, 224, 229; 422/69, 58, 102, 100, 63, 67**

FOREIGN PATENT DOCUMENTS

EP	0 902 548 A2	3/1999	H04B/1/08
EP	0 965 385 A2	12/1999	B01L/9/06
FR	627277	9/1927		
JP	09187434	4/1998	A61L/2/26
JP	09340584	6/1999	A47F/7/00

Primary Examiner—Ian Simmons
(74) *Attorney, Agent, or Firm*—Testa, Hurwitz & Thibault, LLP

(56) **References Cited**

U.S. PATENT DOCUMENTS

1,643,883 A	9/1927	Fife	
3,703,336 A	11/1972	Rosse et al.	356/39
3,713,985 A	1/1973	Astle	195/103.5 R
3,775,595 A	11/1973	Rosse et al.	235/61.6
3,971,106 A	7/1976	Chambers	24/227
3,973,915 A	8/1976	Raffaele et al.	23/259
4,022,579 A	5/1977	Revillet et al.	23/259
4,178,345 A	12/1979	Terk	422/61
D257,175 S	9/1980	Terk	D24/29
D257,394 S	10/1980	Reichler	D24/56
4,226,531 A	10/1980	Tiffany et al.	356/246
D260,428 S	8/1981	Fekete	D24/29
4,313,735 A	2/1982	Yamashita et al.	23/230
D265,124 S	6/1982	Terk	D24/29
D266,589 S	10/1982	Gilford et al.	D24/31
4,432,643 A	2/1984	Koisumi et al.	356/312
D280,131 S *	8/1985	Takasugi	D24/226
D282,005 S *	12/1985	Kayhko	D24/229
4,582,684 A	4/1986	Vogel et al.	422/57
4,777,141 A	10/1988	Calzi et al.	436/69

(57) **CLAIM**

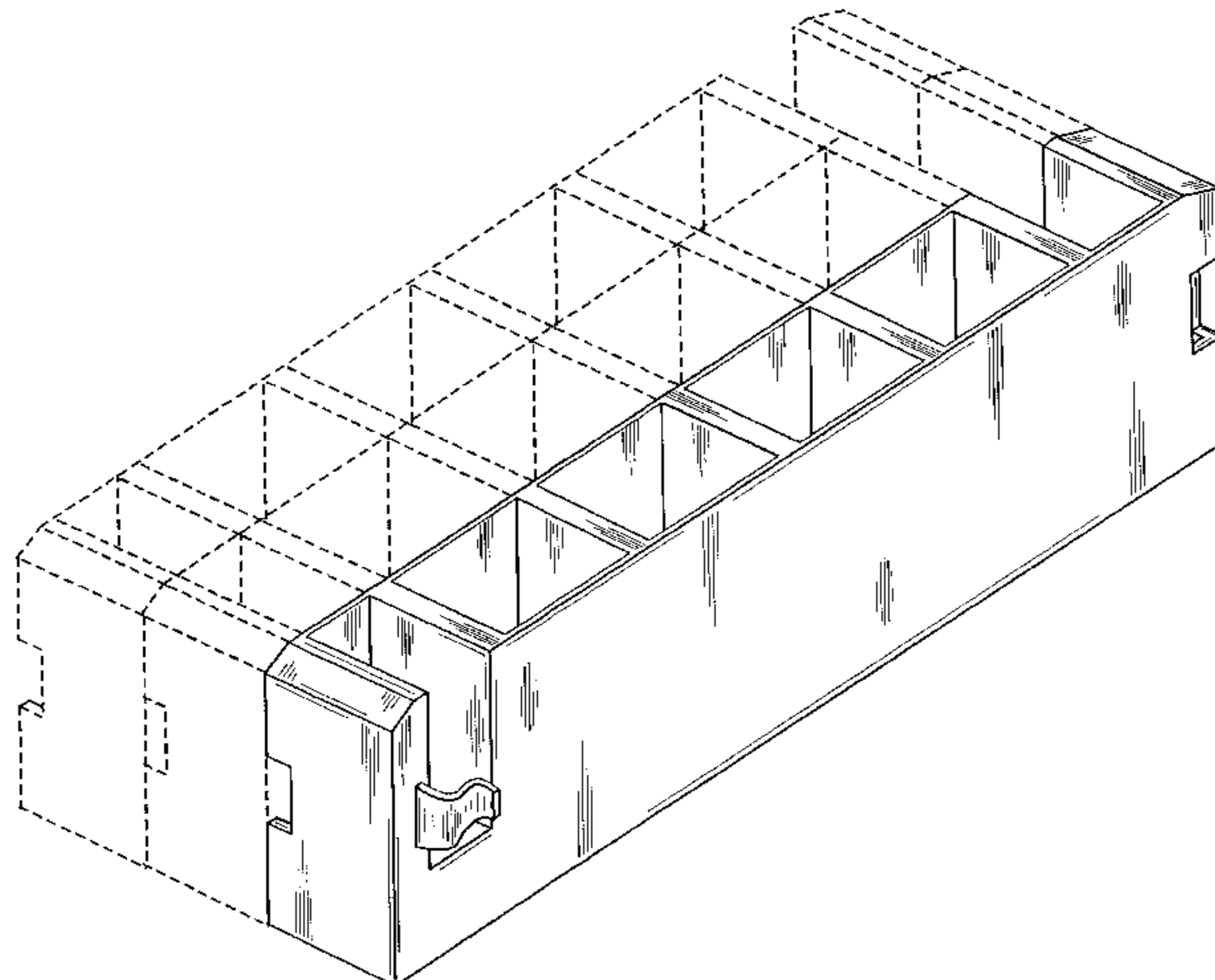
The ornamental design of a sample well-strip for an automated sample analyzer, as shown and described.

DESCRIPTION

FIG. 1 is a perspective view of an embodiment of a sample well-strip for an automated sample analyzer;
 FIG. 2 is a perspective view of the embodiment of FIG. 1 shown according to its manner of use;
 FIG. 3 is a side view of the embodiment of FIG. 1;
 FIG. 4 is the opposing side view of the embodiment shown in FIG. 2;
 FIG. 5 is a top plan view of the embodiment of FIG. 1;
 FIG. 6 is a front view of the embodiment of FIG. 1; and,
 FIG. 7 is a rear view of the embodiment of FIG. 1.

The portion of the article shown in broken lines in FIG. 2 is for illustrative purposes only and forms no part of the claimed design. The bottom of the sample well-strip is flat and unornamented.

1 Claim, 3 Drawing Sheets



US D481,133 S

Page 2

U.S. PATENT DOCUMENTS

D335,348 S	*	5/1993	Frenkel et al.	D24/224	5,567,387 A	*	10/1996	Versluys et al.	422/67
5,233,506 A		8/1993	Semenik et al.	361/814	5,567,617 A		10/1996	Caprio et al.	435/287.2
5,266,268 A		11/1993	Antocci et al.	422/72	5,575,046 A		11/1996	Rourke	24/563
5,358,691 A	*	10/1994	Clark et al.	422/64	D382,347 S		8/1997	Grubb	D25/52
5,360,597 A	*	11/1994	Jakubowicz et al.	422/64	5,665,558 A		9/1997	Frame et al.	435/7.25
5,376,313 A	*	12/1994	Kanewske, III et al.	264/1.1	5,735,387 A		4/1998	Polaniec et al.	198/690.1
5,441,891 A	*	8/1995	Burkovich et al.	436/48	5,902,548 A		5/1999	Watts et al.	422/63
5,456,883 A	*	10/1995	Burkovich et al.	422/64	D413,391 S		8/1999	Lapeus et al.	D24/227
5,470,536 A	*	11/1995	Järvimäki	422/102	D413,677 S		9/1999	Dumitrescu et al.	D24/229
5,518,693 A	*	5/1996	Tomasso et al.	422/63	5,948,363 A		9/1999	Gaillard	422/102
5,522,255 A	*	6/1996	Neel et al.	73/64.43	D416,330 S		11/1999	Brown	D24/224
5,536,664 A	*	7/1996	Switalski et al.	436/171					

* cited by examiner

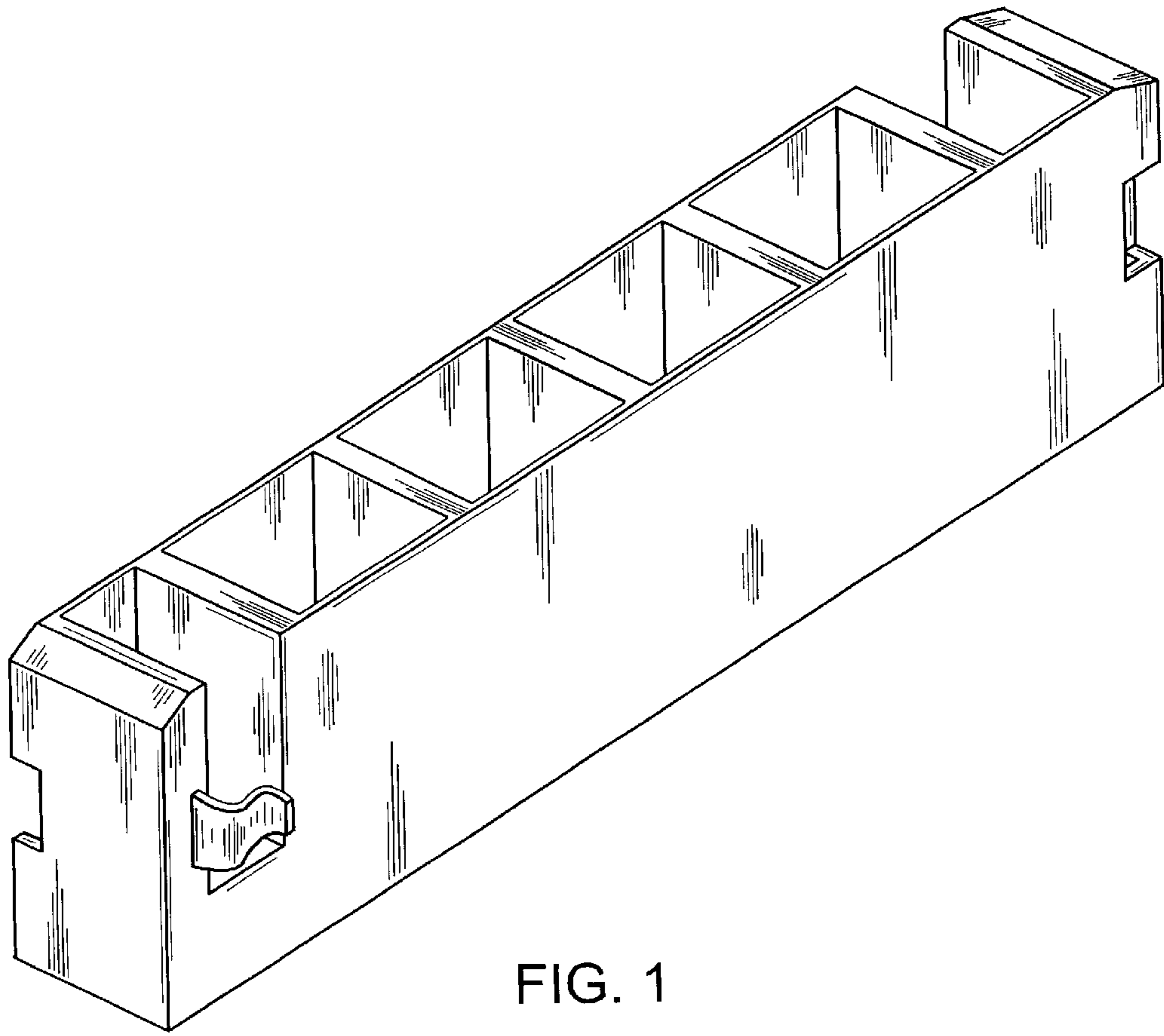


FIG. 1

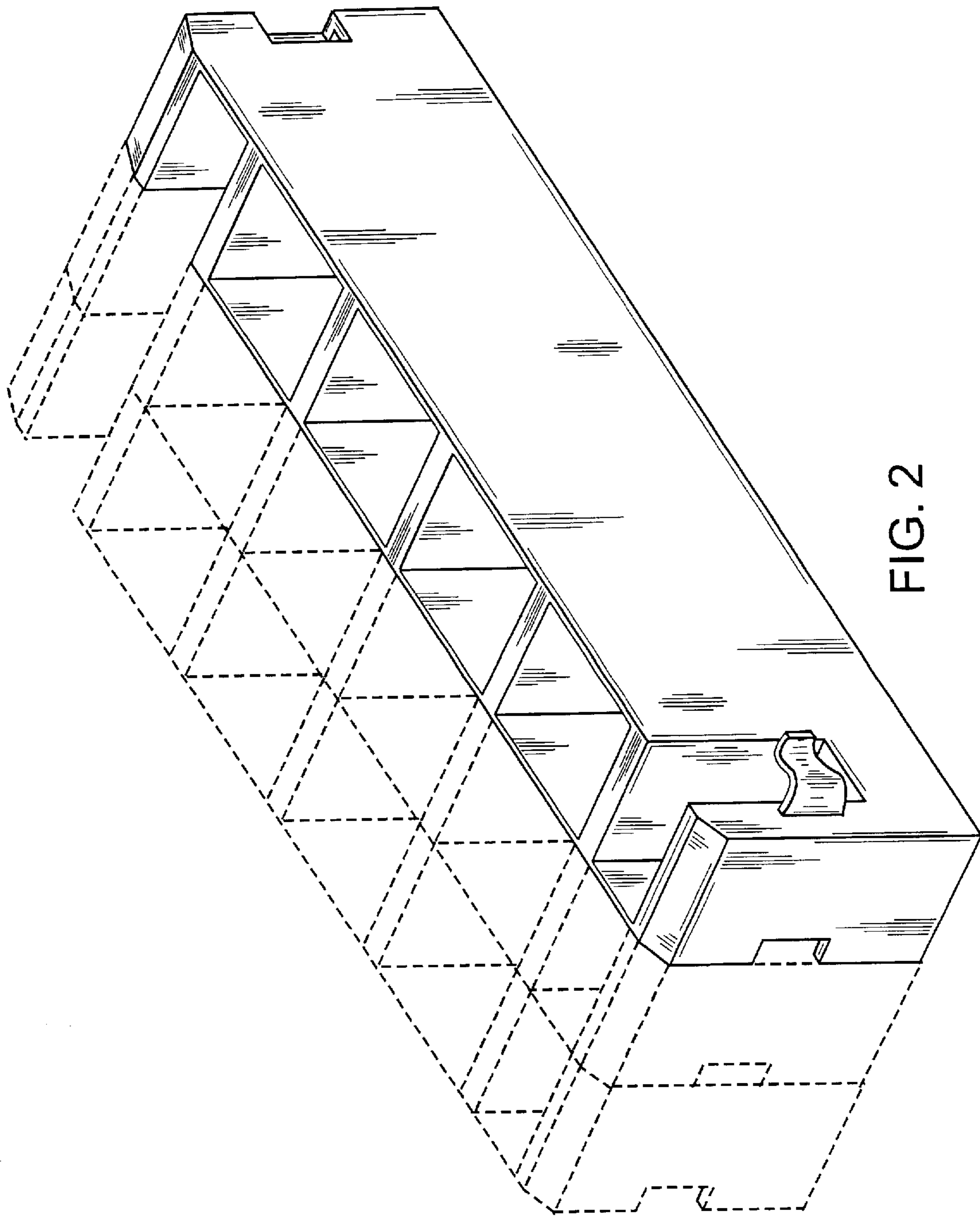


FIG. 2

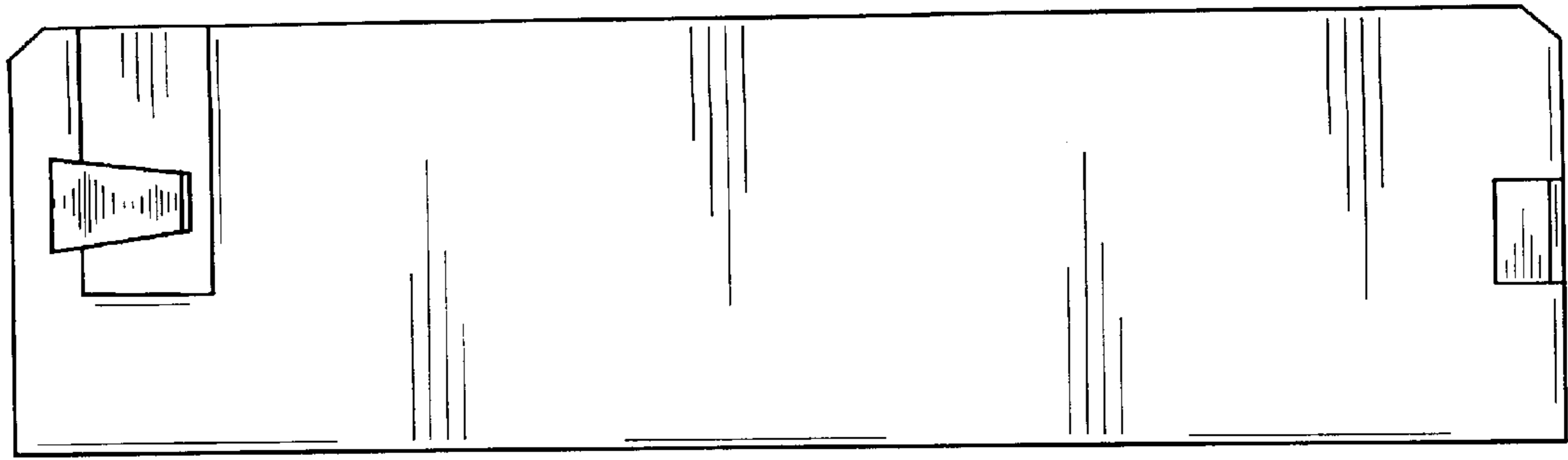


FIG. 3




FIG. 4

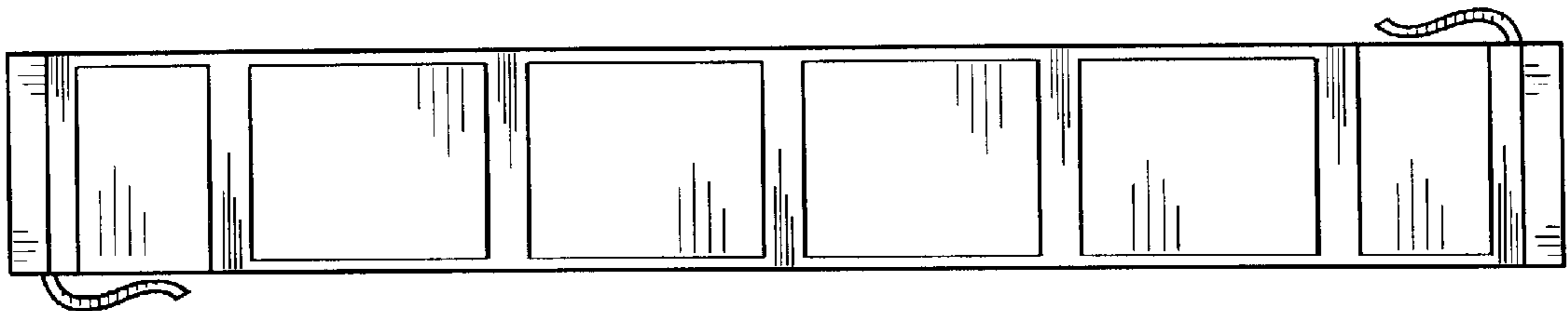


FIG. 5

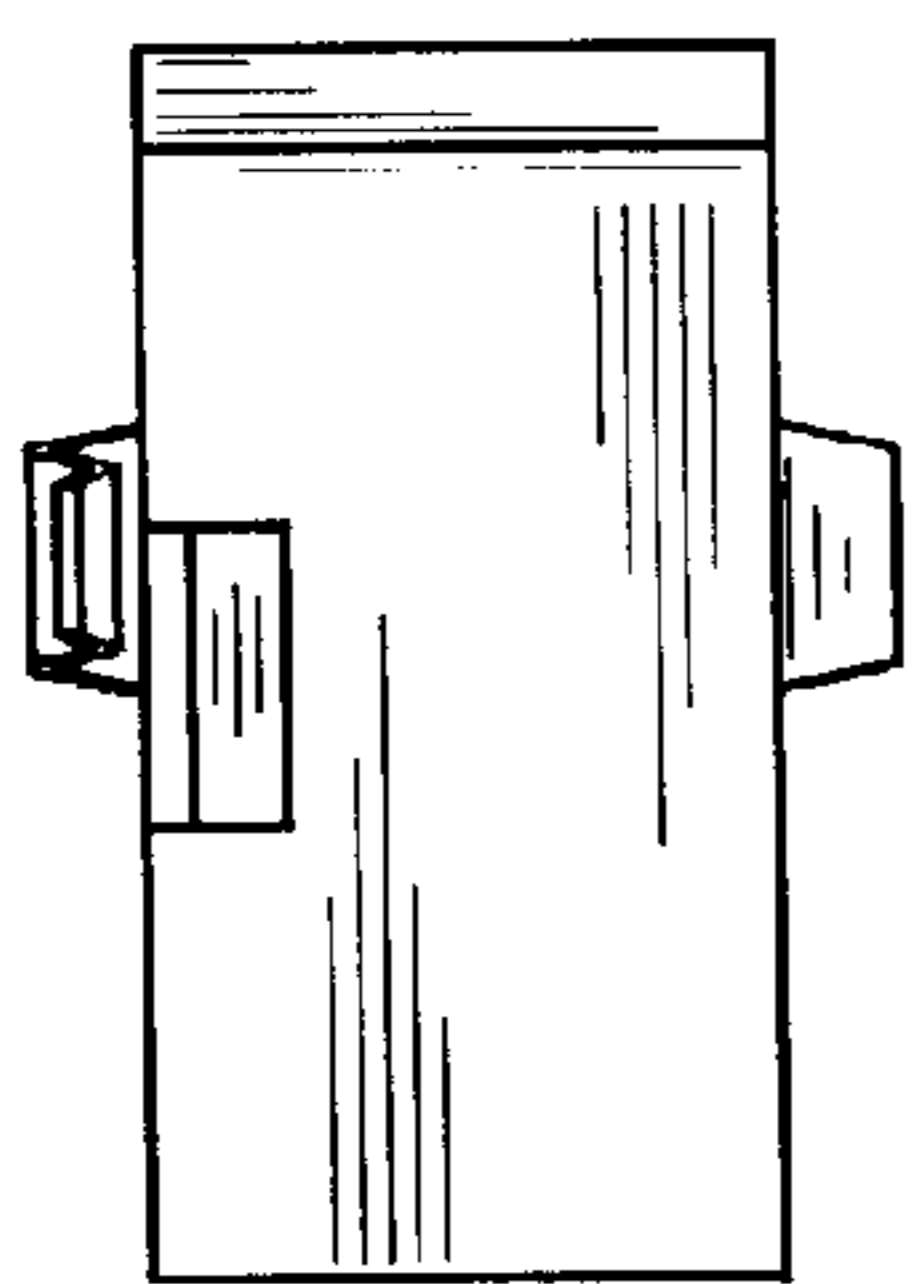


FIG. 6

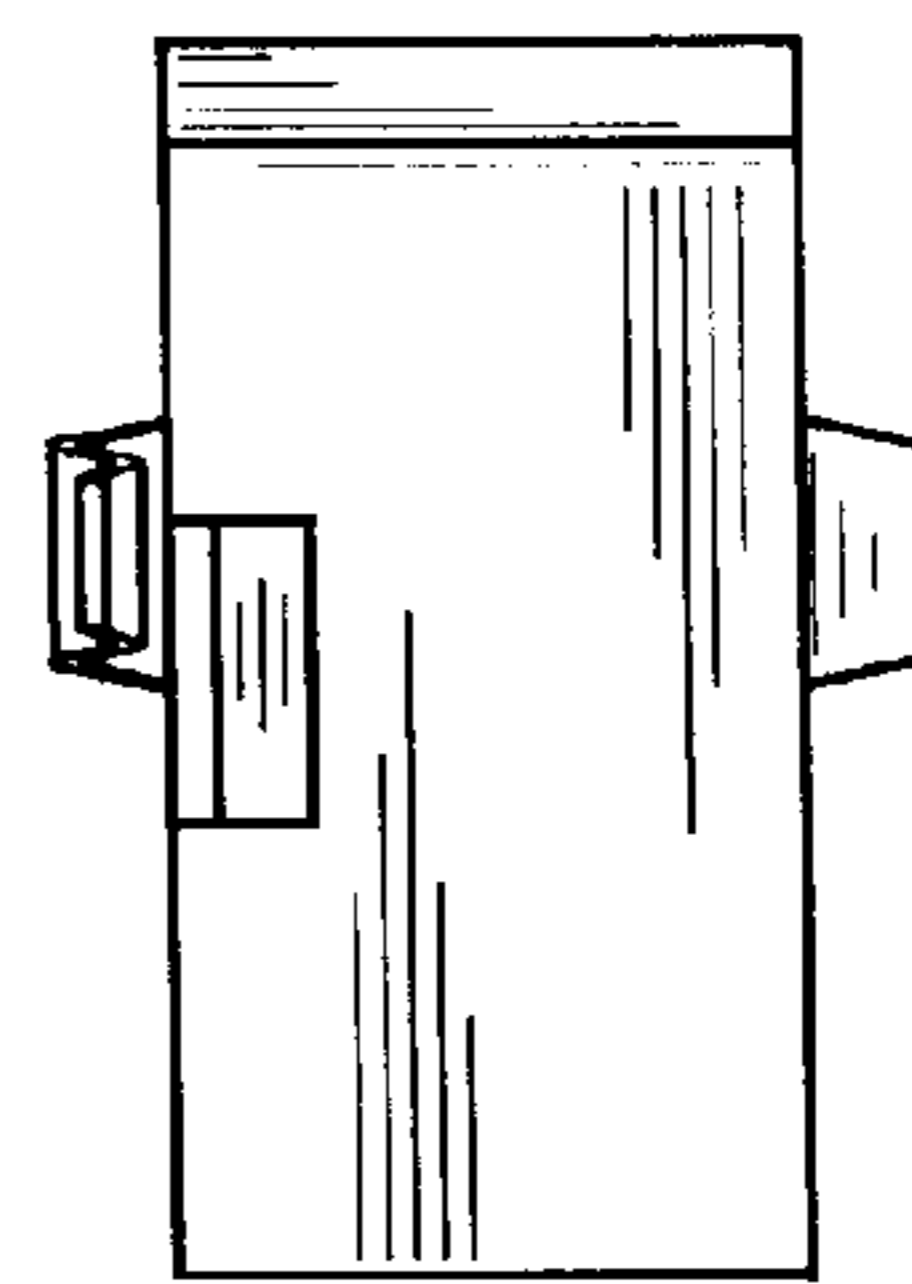


FIG. 7