



US00D481131S

(12) **United States Design Patent**  
**Saim et al.**

(10) **Patent No.:** **US D481,131 S**

(45) **Date of Patent:** **\*\* Oct. 21, 2003**

(54) **ADHESIVE PATCH**

(75) Inventors: **Said Saim**, New Milford, CT (US);  
**Stephen Horhota**, Brookfield, CT (US);  
**Leigh Ann Rondano**, Bethel, CT (US);  
**Michael Hardy**, Southbury, CT (US)

(73) Assignee: **Boehringer Ingelheim**  
**Pharmaceuticals, Inc.**, Ridgefield, CT  
(US)

(\*\*) Term: **14 Years**

(21) Appl. No.: **29/150,550**

(22) Filed: **Nov. 6, 2001**

(51) **LOC (7) Cl.** ..... **24-04**

(52) **U.S. Cl.** ..... **D24/189**

(58) **Field of Search** ..... D24/189; 424/630-638;  
514/499, 500; 600/9, 15

(56) **References Cited**

**U.S. PATENT DOCUMENTS**

55,234 A	6/1866	Bode	
92,065 A	6/1869	Lighthall	
3,596,657 A	8/1971	Eidus	
4,014,334 A *	3/1977	Theeuwes et al. ....	424/427
4,243,052 A	1/1981	Bailey	
4,329,999 A *	5/1982	Phillips .....	600/573
D273,514 S	4/1984	Heilman et al.	
D278,363 S	4/1985	Schenkel et al.	
4,680,309 A	7/1987	Maurer	
D292,826 S	11/1987	Sproles	
4,706,672 A	11/1987	Jones	
4,756,314 A *	7/1988	Eckenhoff et al. ....	600/573

4,961,933 A	10/1990	Campos Pino	
D344,042 S	2/1994	Calhoun	
D363,126 S	10/1995	Dusek	
D372,787 S *	8/1996	Dozier et al. ....	D24/189
D380,552 S	7/1997	Frenkel et al.	
D409,754 S	5/1999	Dunshee et al.	
D410,087 S	5/1999	Dunshee et al.	
D413,389 S	8/1999	Owen, Jr.	
D416,327 S	11/1999	Kugel	
6,171,606 B1	1/2001	Lyons	
6,334,021 B1 *	12/2001	Nagasawa .....	386/45

**OTHER PUBLICATIONS**

MEDEX; Medex Scientific UK Ltd.; Medex Health & Beauty Catalogue 2000; Edition Spring 2000; (8 pages).  
MANTRA; "The Superior Alternative to Copper Bracelets";  
www.mantrware.com; printed on Nov. 14, 2001.

\* cited by examiner

*Primary Examiner*—Stella Reid

(74) *Attorney, Agent, or Firm*—Robert P. Raymond;  
Timothy X. Witkowski; Mary-Ellen Devlin

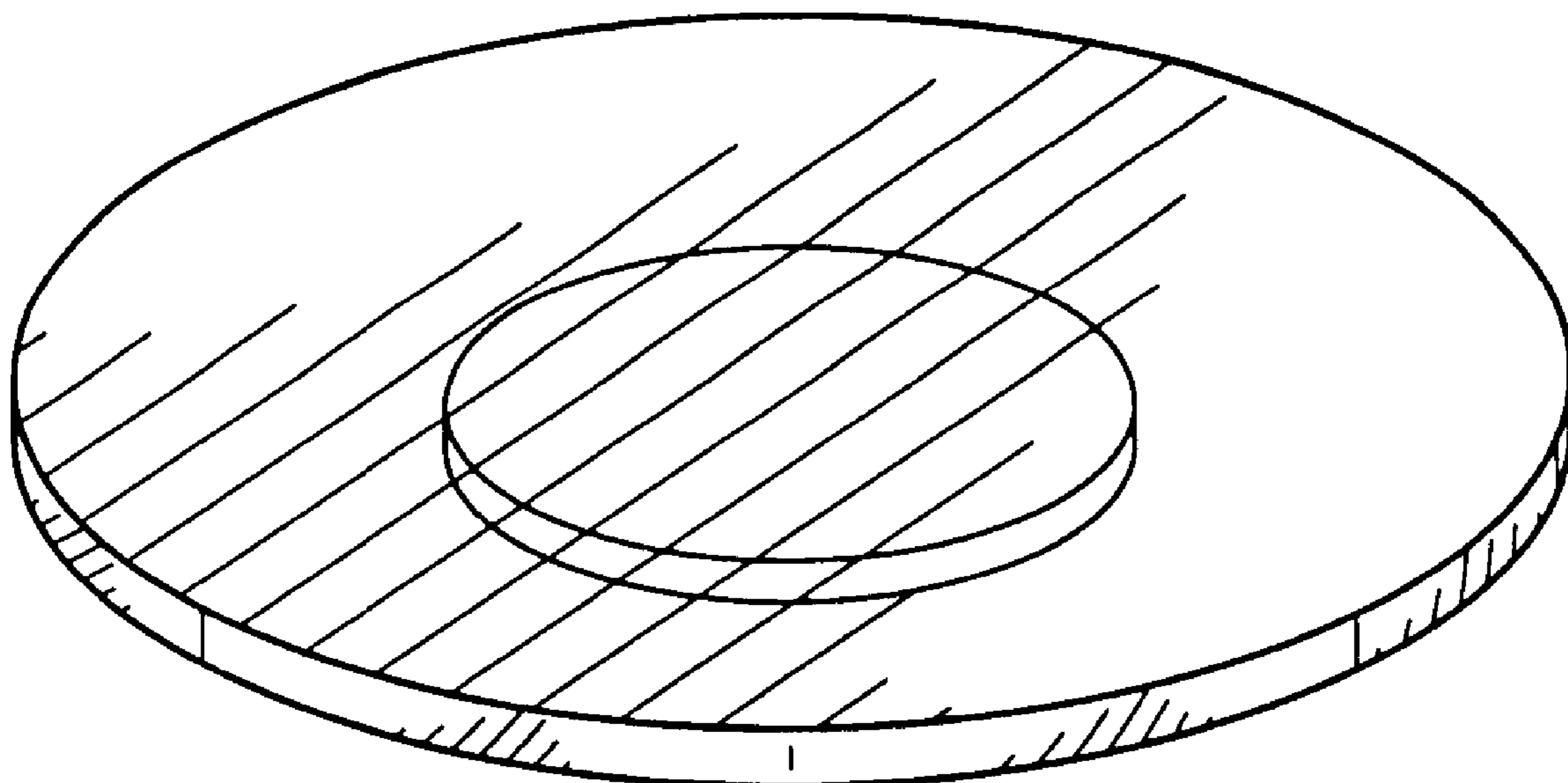
(57) **CLAIM**

The ornamental design for an adhesive patch, as shown and described.

**DESCRIPTION**

FIG. 1 is a perspective view of an adhesive patch;  
FIG. 2 is a top plan view thereof;  
FIG. 3 is a left side elevation view thereof, with all other sides being identical thereto; and,  
FIG. 4 is a bottom plan view thereof.

**1 Claim, 2 Drawing Sheets**



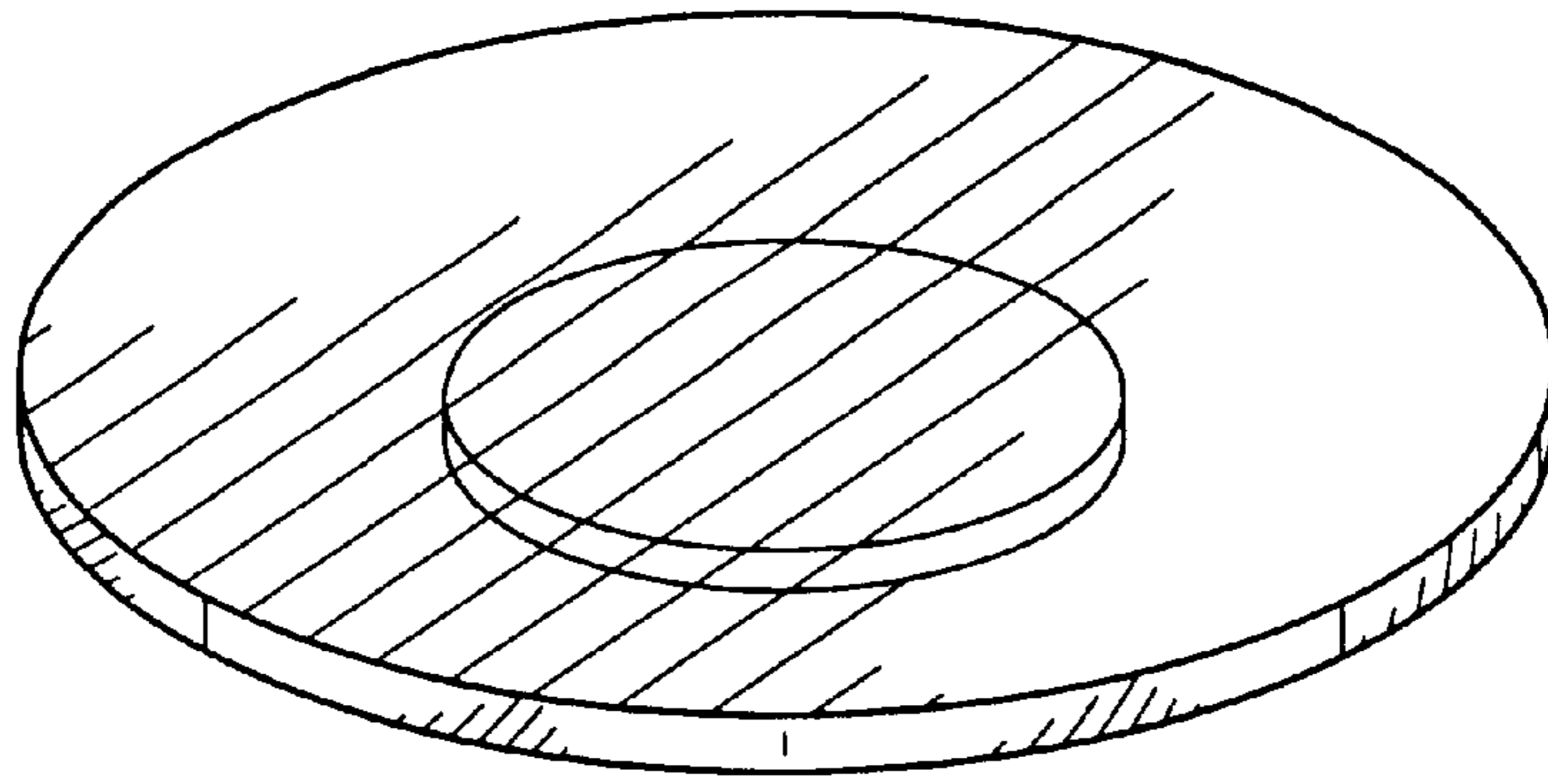


FIG. 1

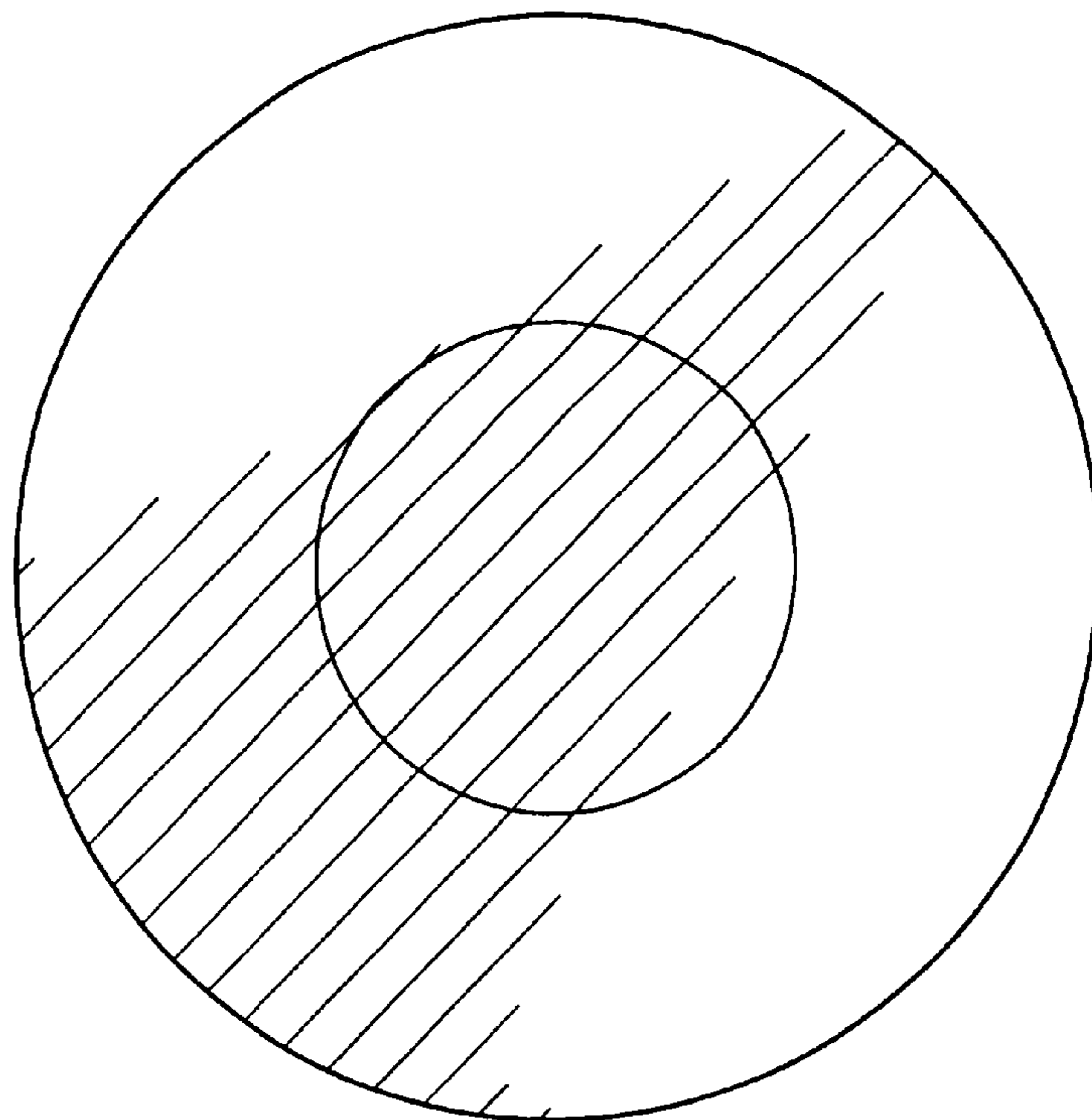


FIG. 2



FIG. 3

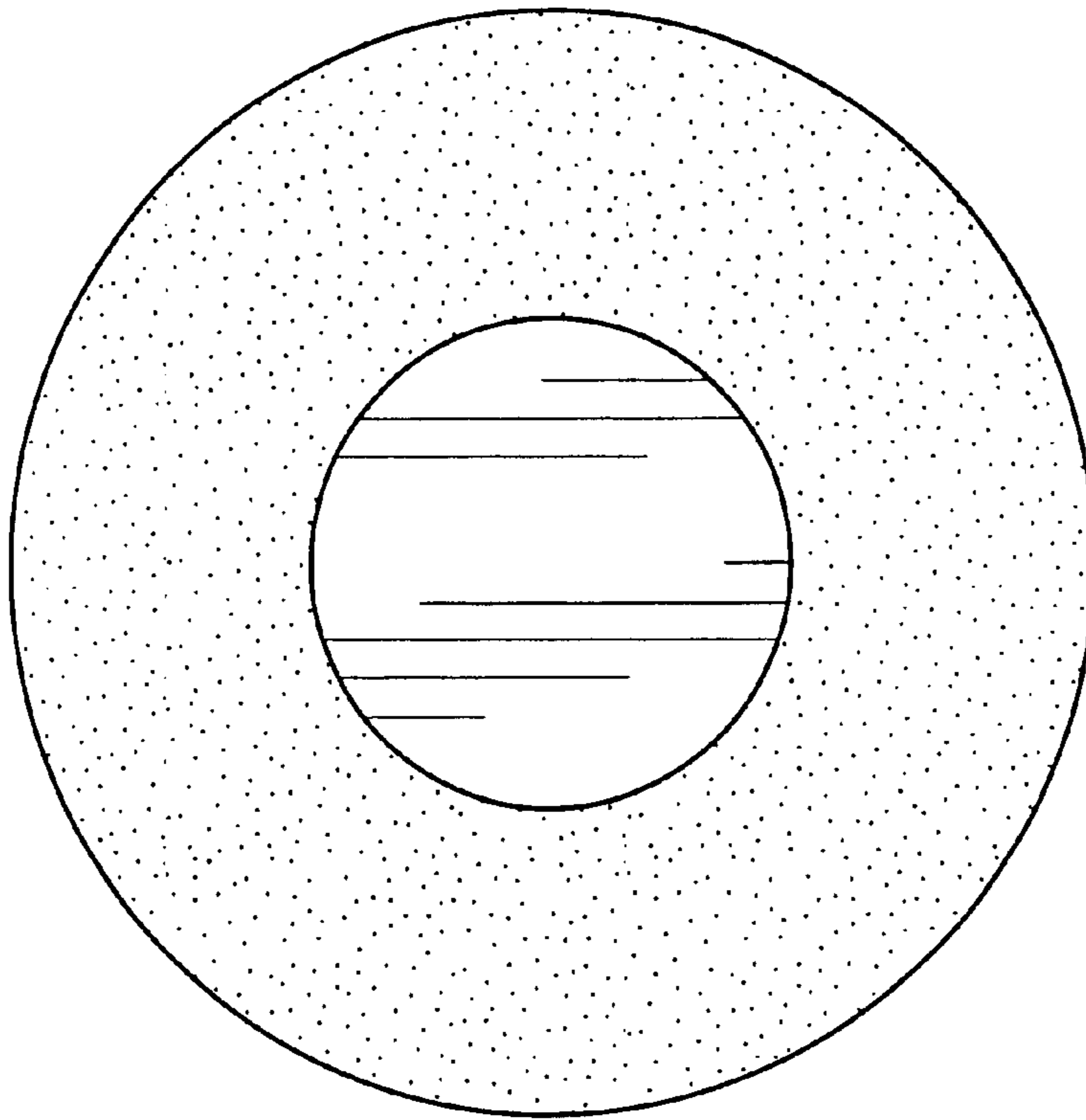


FIG. 4