



US00D481123S

(12) **United States Design Patent**  
**Hayamizu**

(10) **Patent No.:** **US D481,123 S**

(45) **Date of Patent:** **\*\* Oct. 21, 2003**

- (54) **PROCESSOR FOR ENDOSCOPE**
- (75) Inventor: **Eiji Hayamizu, Tokyo (JP)**
- (73) Assignee: **Pentax Corporation, Tokyo (JP)**
- (\*\*) Term: **14 Years**
- (21) Appl. No.: **29/164,862**
- (22) Filed: **Aug. 2, 2002**
- (30) **Foreign Application Priority Data**  
Feb. 8, 2002 (JP) ..... 2002-003181
- (51) **LOC (7) Cl.** ..... **24-02**
- (52) **U.S. Cl.** ..... **D24/138; D24/107; D24/144;**  
D24/186
- (58) **Field of Search** ..... D24/138, 144,  
D24/107, 180; 600/109, 158, 160, 178;  
348/71, 72, 75
- (56) **References Cited**  
**U.S. PATENT DOCUMENTS**  
4,989,582 A \* 2/1991 Sakiyama et al. .... 600/109  
5,311,859 A \* 5/1994 Monroe et al. .... 348/75  
5,702,345 A \* 12/1997 Wood et al. .... 600/109

D412,977 S 8/1999 Hayamizu  
 6,402,688 B1 \* 6/2002 Takami et al. .... 600/158  
 6,450,947 B1 \* 9/2002 Arai ..... 600/109  
 6,538,687 B1 \* 3/2003 Saito et al. .... 348/75

**FOREIGN PATENT DOCUMENTS**

JP 1014070 7/1998

\* cited by examiner

*Primary Examiner*—Ian Simmons

(74) *Attorney, Agent, or Firm*—Sughrue Mion, PLLC

(57) **CLAIM**

The ornamental design for a processor for endoscope, as shown.

**DESCRIPTION**

FIG. 1 is a perspective view of the top, front and left side of a processor for an endoscope showing my new design; FIG. 2 is a front elevational view thereof; FIG. 3 is a rear elevational view thereof; FIG. 4 is a right side elevational view thereof; FIG. 5 is a left side elevational view thereof; FIG. 6 is a top plan view thereof; and, FIG. 7 is a bottom plan view thereof.

**1 Claim, 5 Drawing Sheets**


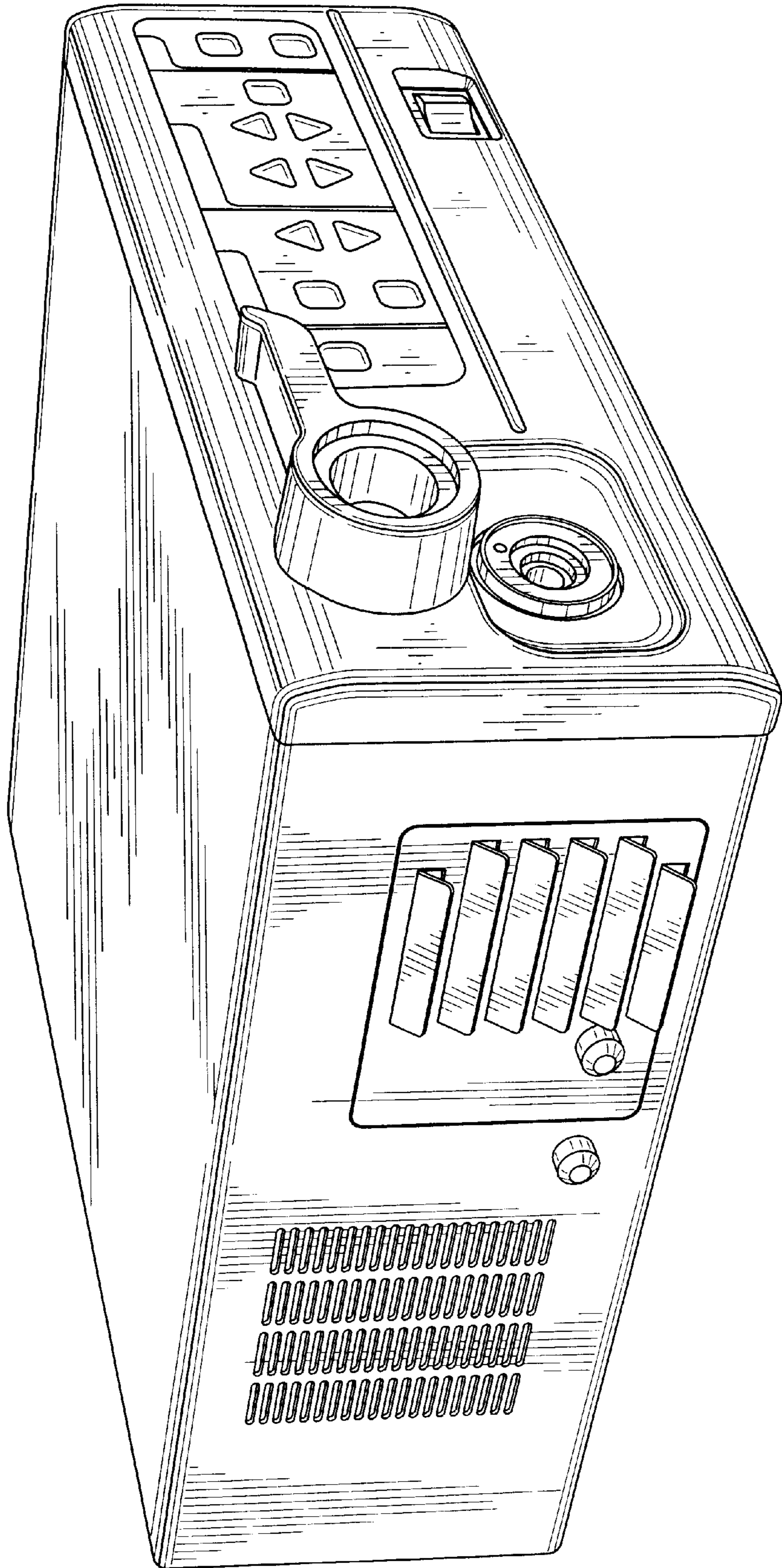


FIG. 1



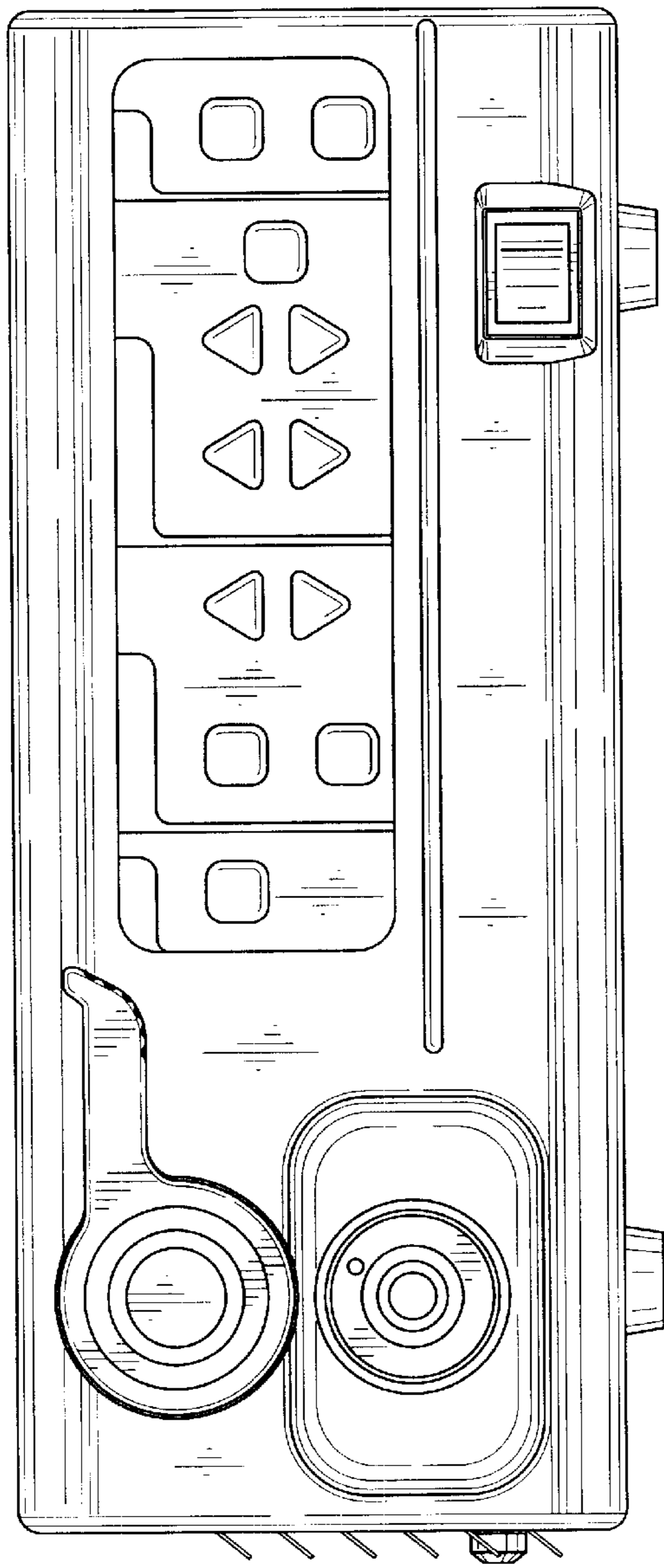


FIG. 2




FIG. 3

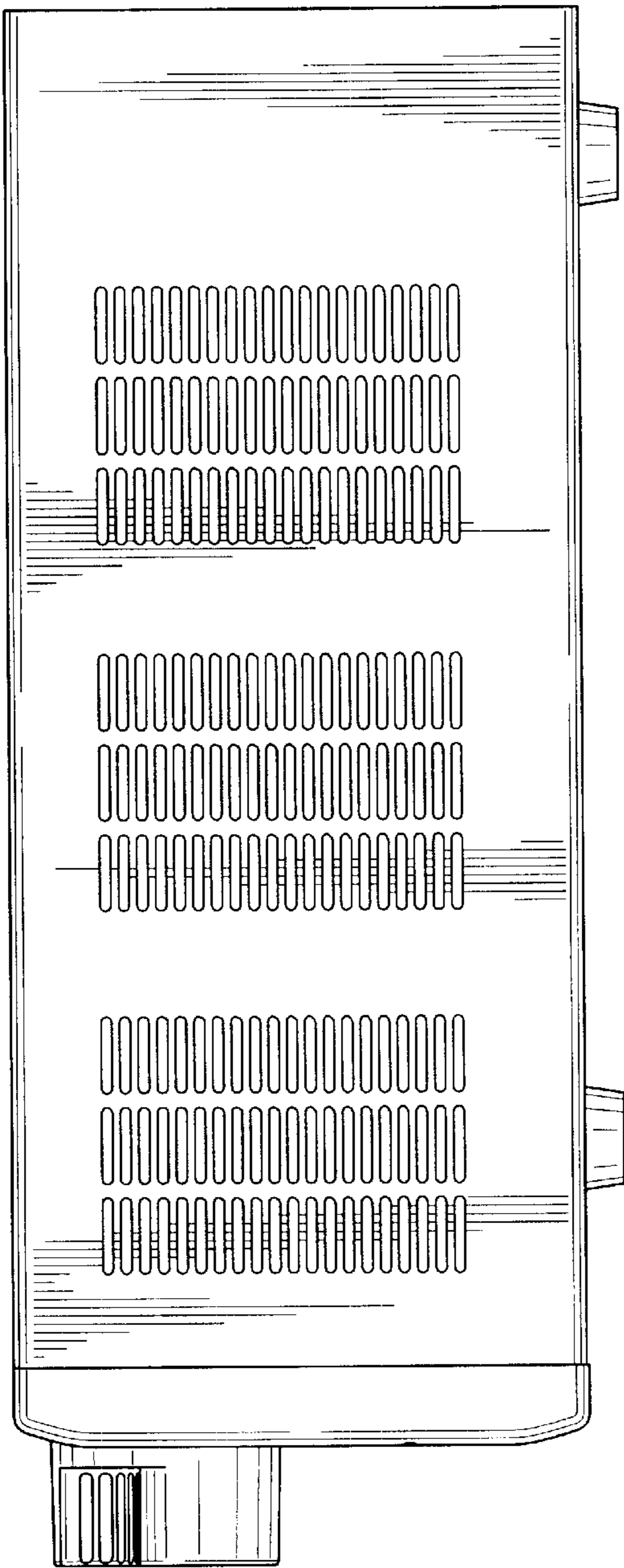


FIG. 4

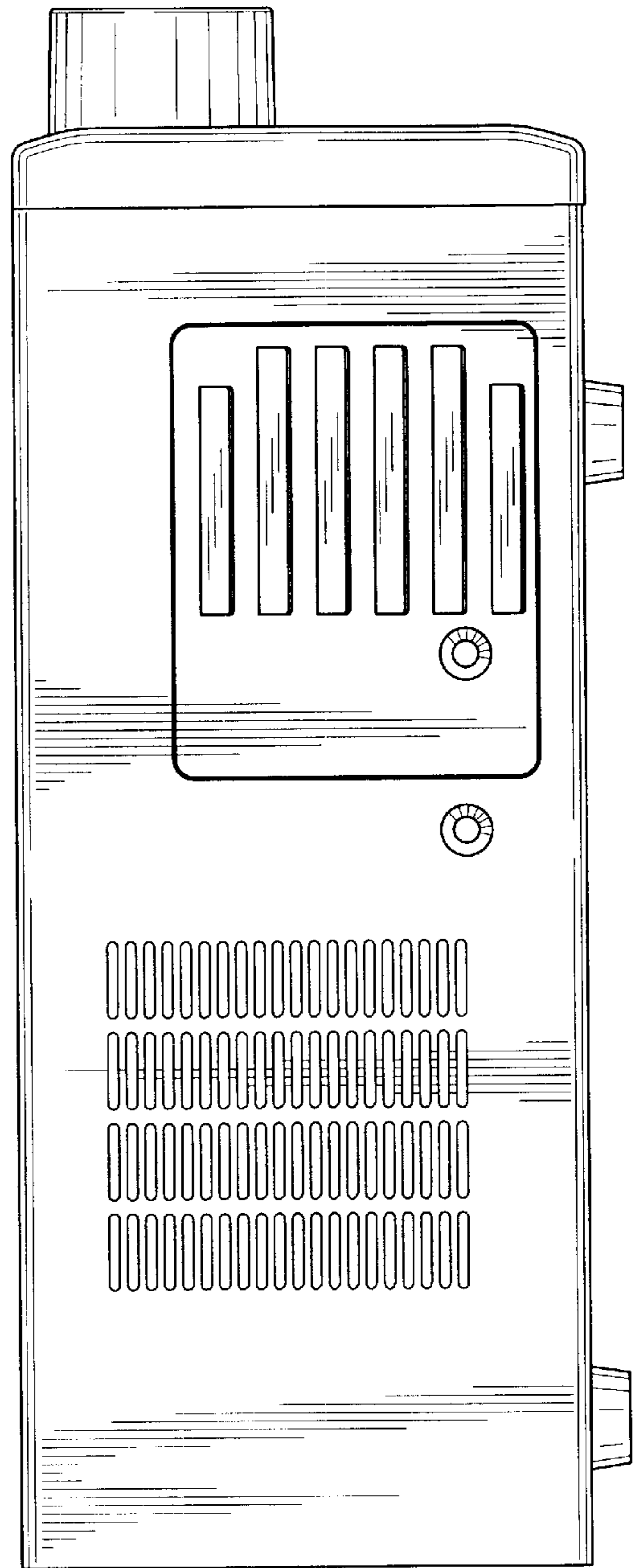
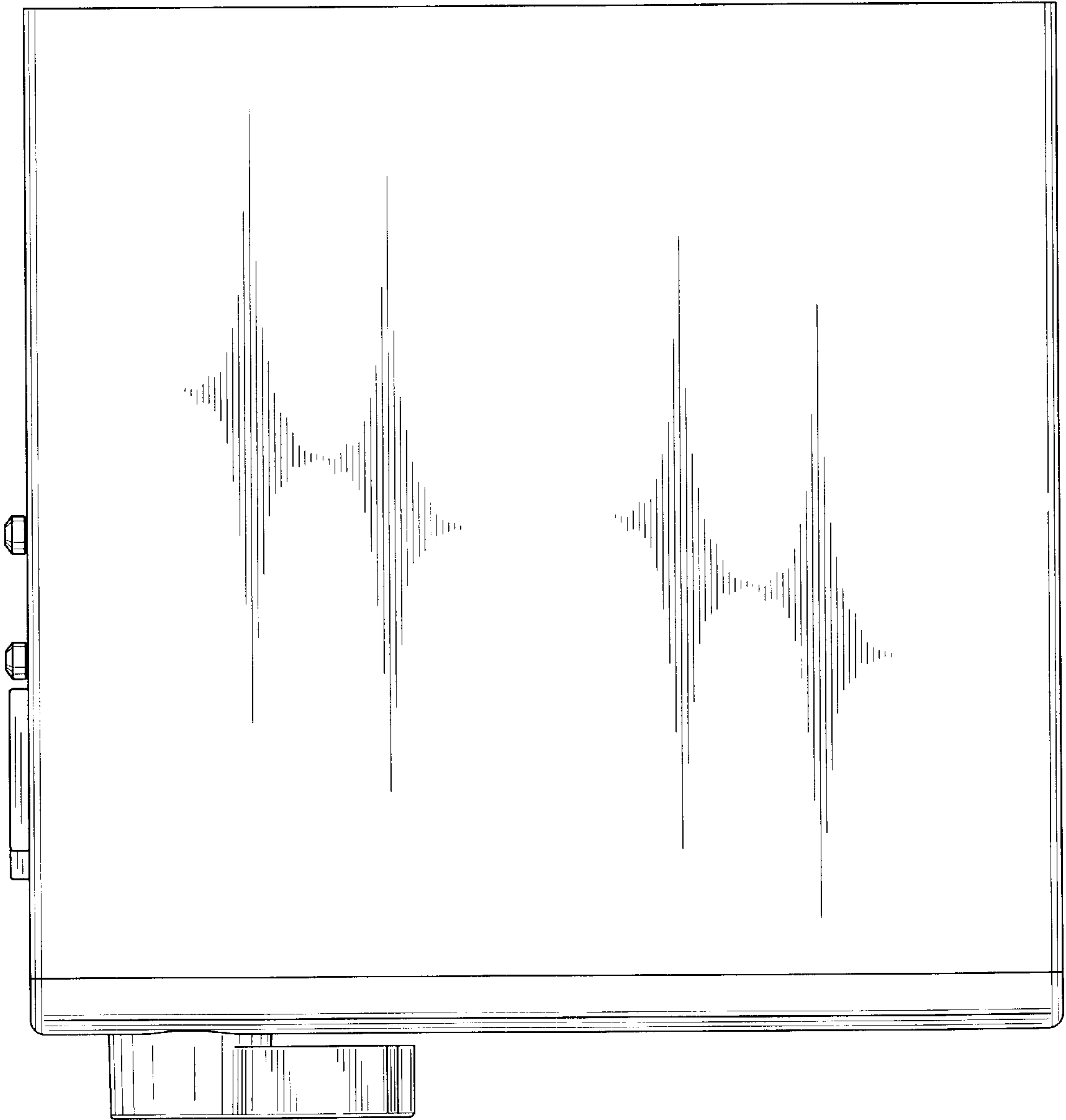


FIG. 5

*FIG. 6*



*FIG. 7*

