



US00D481118S

(12) **United States Design Patent**
Doty et al.

(10) **Patent No.:** **US D481,118 S**

(45) **Date of Patent:** **** Oct. 21, 2003**

(54) **EARPLUG**

(75) **Inventors:** **Marc Doty**, Brownsburg, IN (US);
Richard Knauer, Indianapolis, IN (US)

(73) **Assignee:** **Cabot Safety Intermediate Corporation**, Newark, DE (US)

(**) **Term:** **14 Years**

(21) **Appl. No.:** **29/159,097**

(22) **Filed:** **Apr. 11, 2002**

(51) **LOC (7) Cl.** **24-04**

(52) **U.S. Cl.** **D24/106**

(58) **Field of Search** D24/106; 181/131,
181/130, 135; 128/864, 865

(56) **References Cited**

U.S. PATENT DOCUMENTS

4,774,938 A * 10/1988 Leight 128/864
D307,325 S * 4/1990 Gardner, Jr. D24/106
D307,635 S * 5/1990 Gardner, Jr. D24/106

D307,636 S * 5/1990 Gardner, Jr. D24/106

5,044,463 A * 9/1991 Carr 181/135

5,668,354 A * 9/1997 Falco 181/135

5,809,574 A * 9/1998 Falco et al. 128/864

D423,664 S * 4/2000 Falco D24/106

* cited by examiner

Primary Examiner—Ian Simmons

(74) *Attorney, Agent, or Firm*—Cantor Colburn LLP

(57) **CLAIM**

The ornamental design for an earplug, as shown and described.

DESCRIPTION

FIG. 1 is a top, side perspective view of an earplug, showing my new design;

FIG. 2 is a bottom, side perspective view thereof;

FIG. 3 is a side elevational view thereof, the opposite side being a mirror image thereof;

FIG. 4 is a bottom plan view thereof; and,

FIG. 5 is a top plan view thereof.

1 Claim, 1 Drawing Sheet

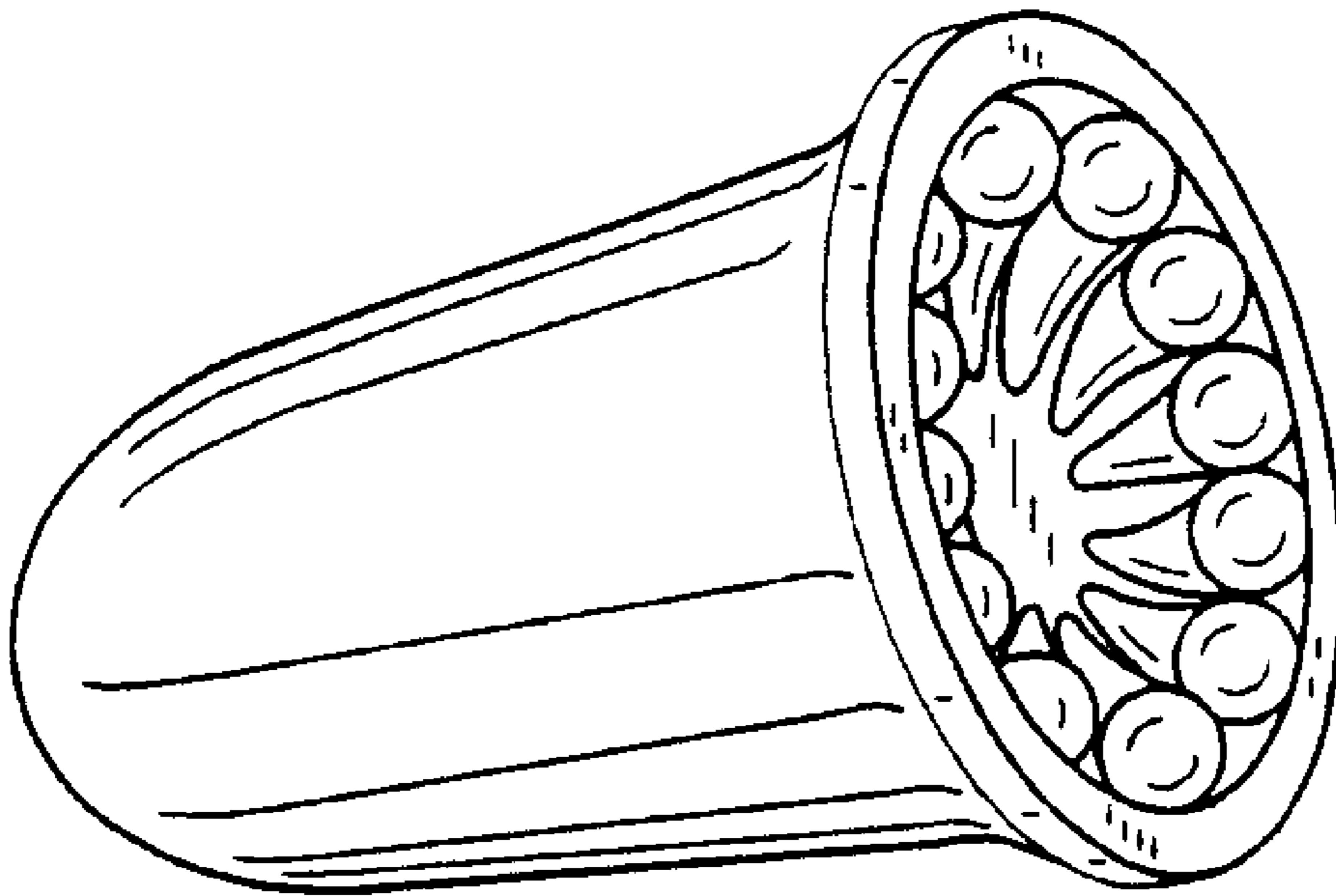


FIG. 1

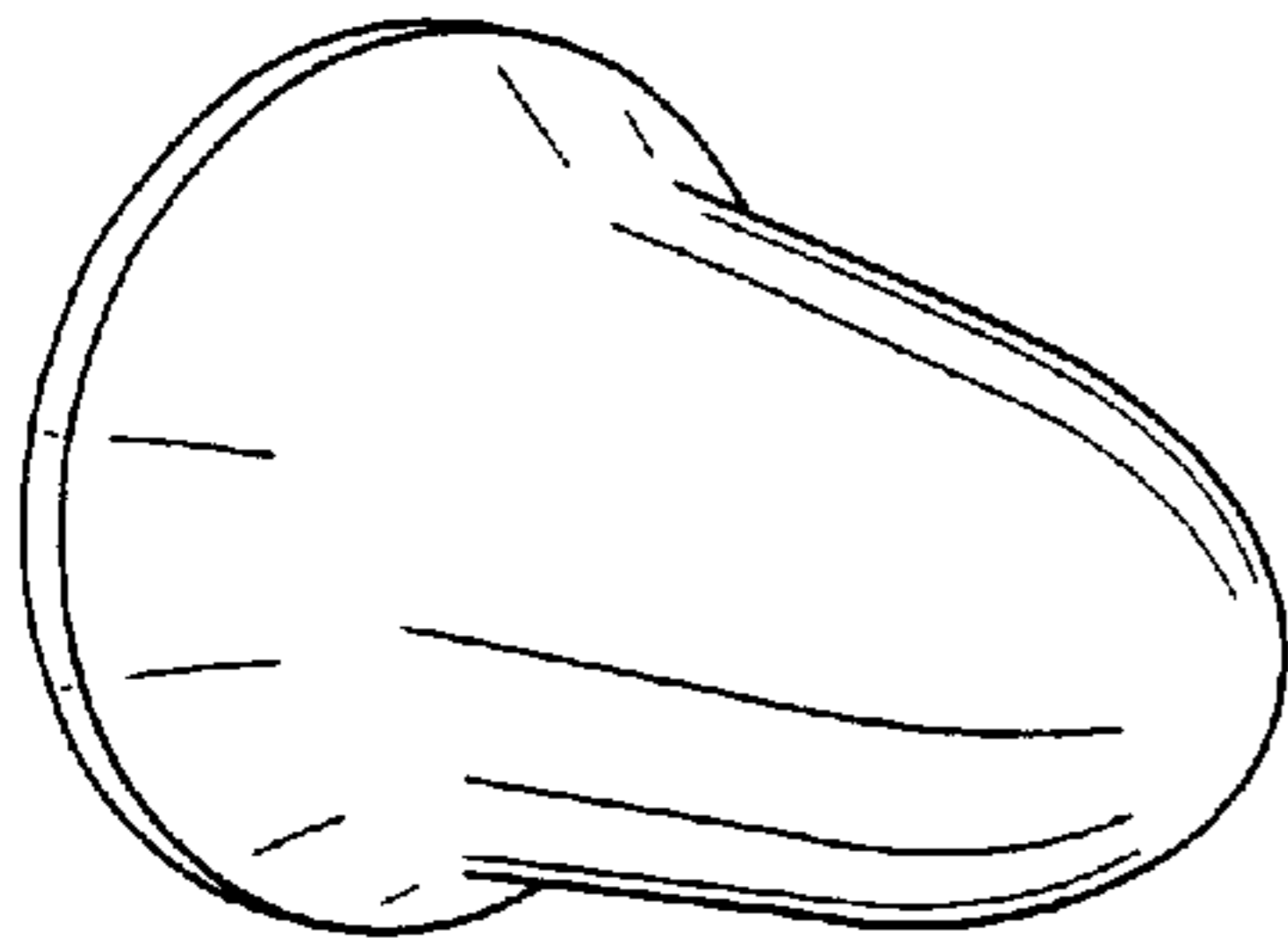


FIG. 2

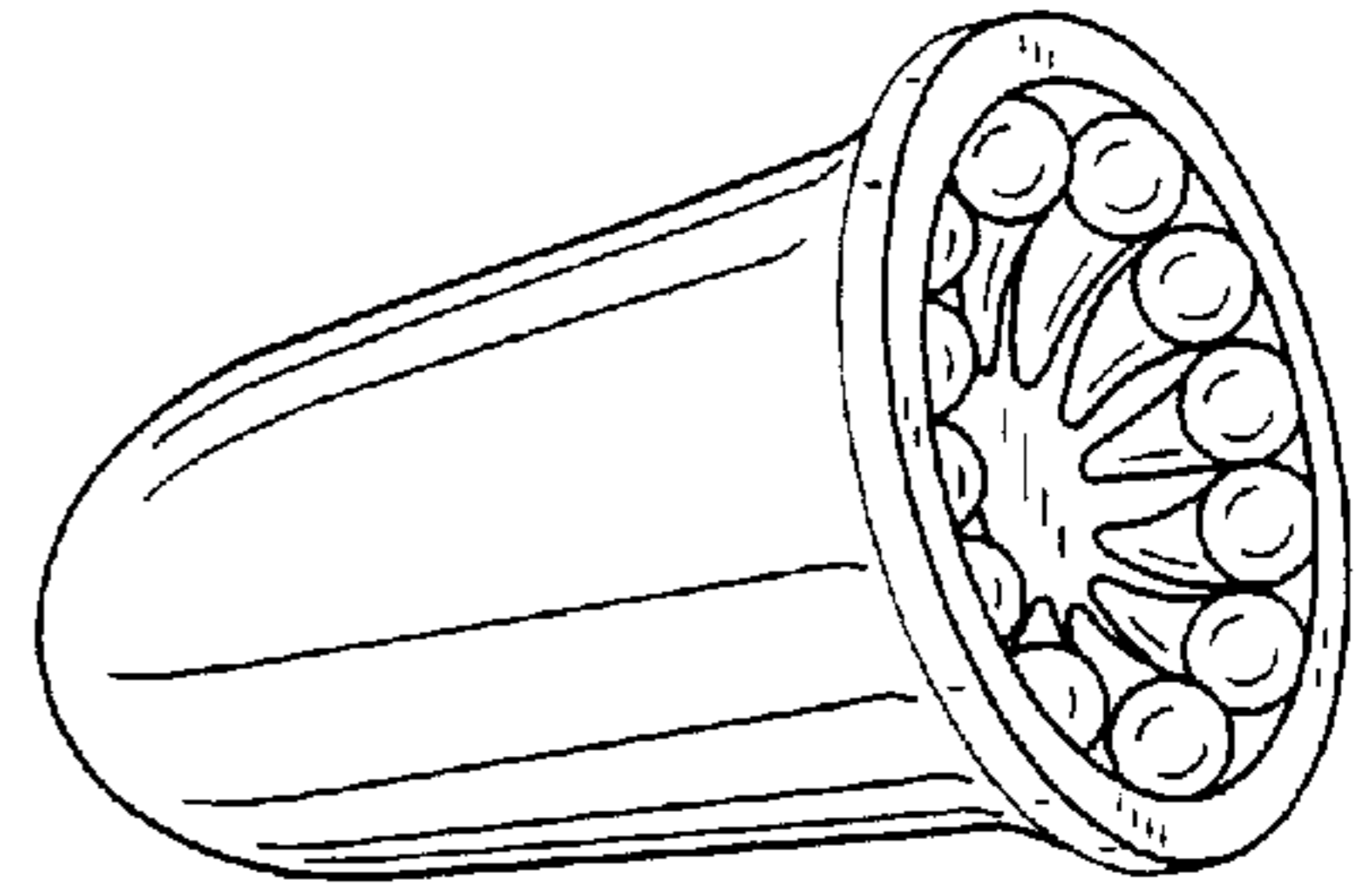


FIG. 3

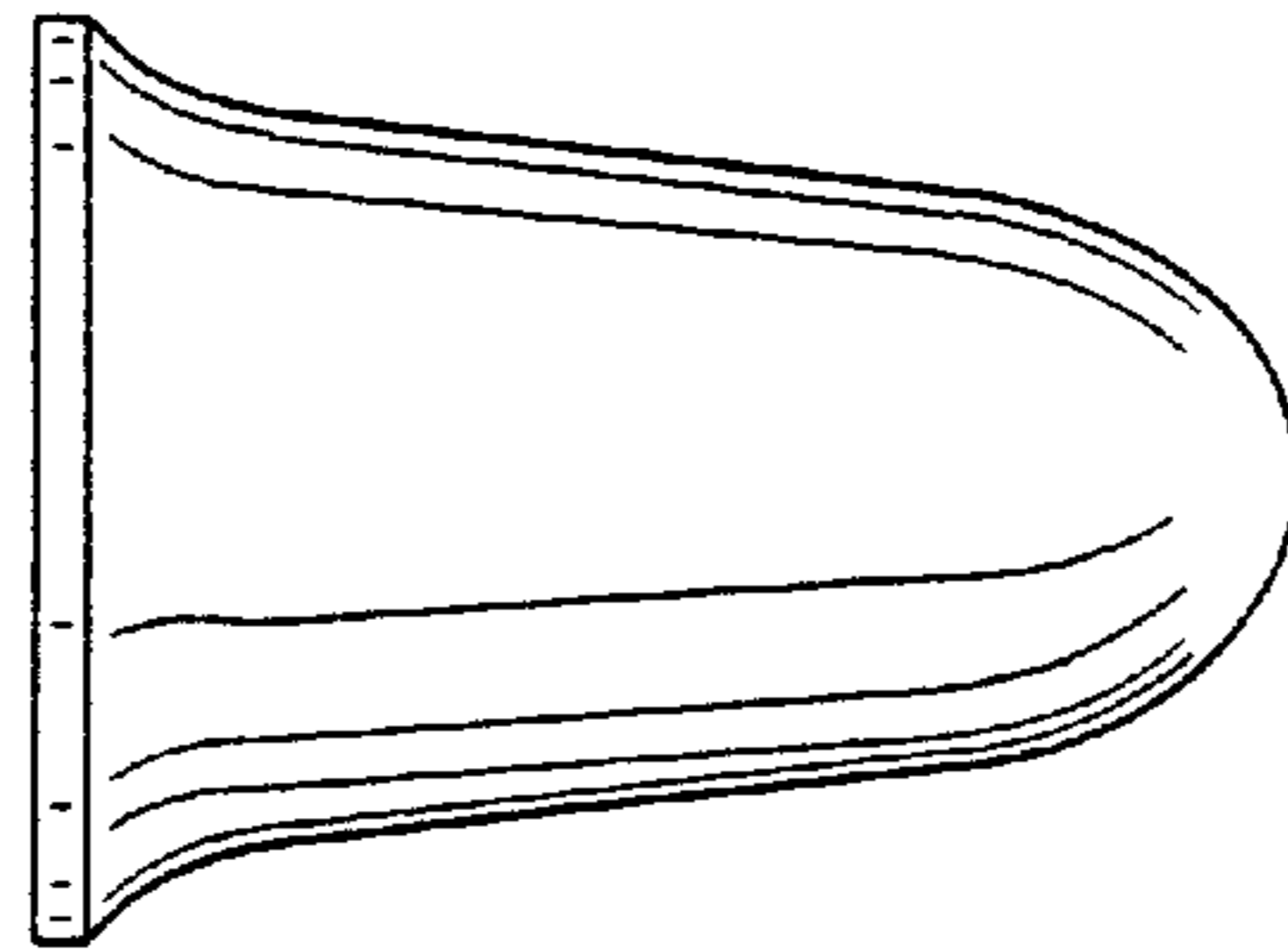


FIG. 4




FIG. 5

