



US00D481113S

(12) **United States Design Patent**  
**Groene et al.**

(10) **Patent No.:** **US D481,113 S**

(45) **Date of Patent:** **\*\* Oct. 21, 2003**

(54) **VAPOR DISPENSER REFILL**

5,903,710 A \* 5/1999 Wefler et al. .... 392/392

\* cited by examiner

(75) Inventors: **Ralf Groene**, Boulder, CO (US);  
**Michael Strasser**, Boulder, CO (US);  
**David Rinaldis**, Longmont, CO (US)

*Primary Examiner*—Lisa Lichtenstein  
(74) *Attorney, Agent, or Firm*—Snell & Wilmer LLP

(73) Assignee: **The Dial Corporation**, Scottsdale, AZ  
(US)

(57) **CLAIM**

(\*\*) Term: **14 Years**

The ornamental design for the vapor dispenser refill, as shown.

(21) Appl. No.: **29/165,782**

**DESCRIPTION**

(22) Filed: **Aug. 16, 2002**

FIG. 1 is a front perspective view of a vapor dispenser refill showing of our new design;

(51) **LOC (7) Cl.** ..... **23-04**

FIG. 2 is a front view of the vapor dispenser refill of FIG. 1;

(52) **U.S. Cl.** ..... **D23/366**

FIG. 3 is a right side view of the vapor dispenser refill of FIG. 1;

(58) **Field of Search** ..... D23/366-369;  
239/47, 53, 49, 44; 422/125; 261/142, DIG. 65

FIG. 4 is a left side view of the vapor dispenser refill of FIG. 1;

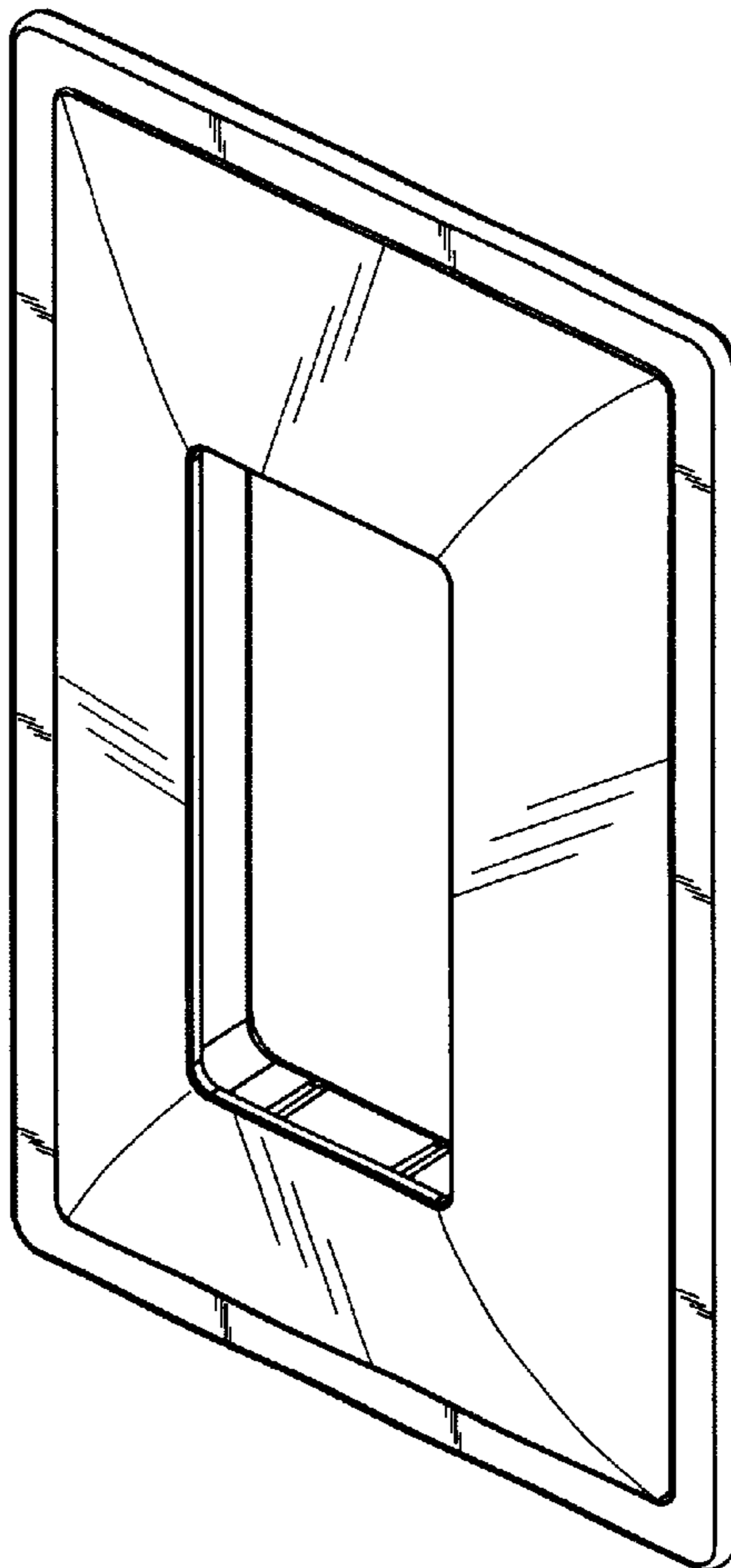
(56) **References Cited**

**U.S. PATENT DOCUMENTS**

- 3,908,905 A \* 9/1975 Von Philipp et al. .... 239/55
- 5,050,798 A \* 9/1991 Sullivan ..... 239/58
- 5,342,584 A \* 8/1994 Fritz et al. .... 422/124

FIG. 5 is a top view of the vapor dispenser refill of FIG. 1; and,  
FIG. 6 is a bottom view of the vapor dispenser refill of FIG. 1.

**1 Claim, 2 Drawing Sheets**



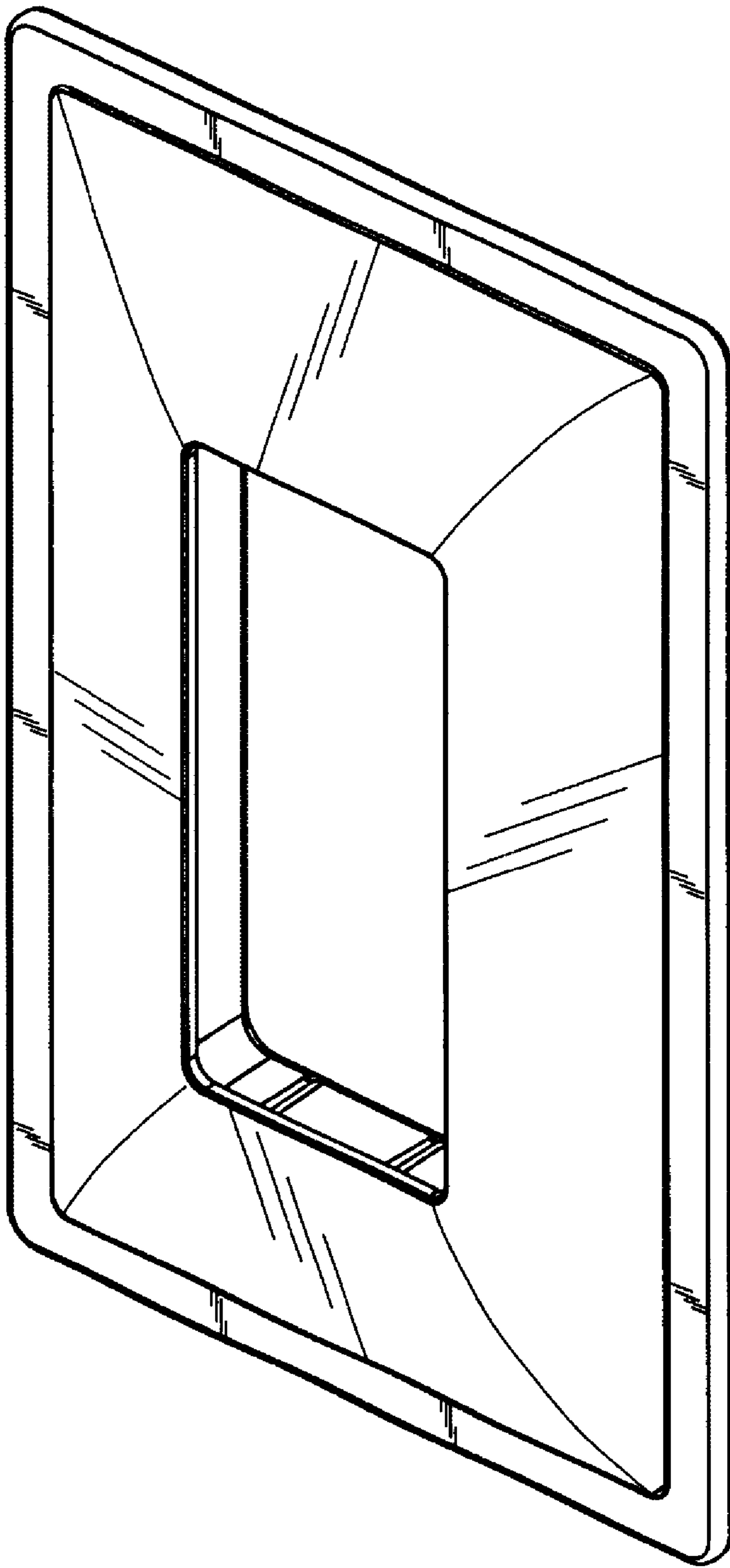


FIG. 1




FIG. 5




FIG. 4

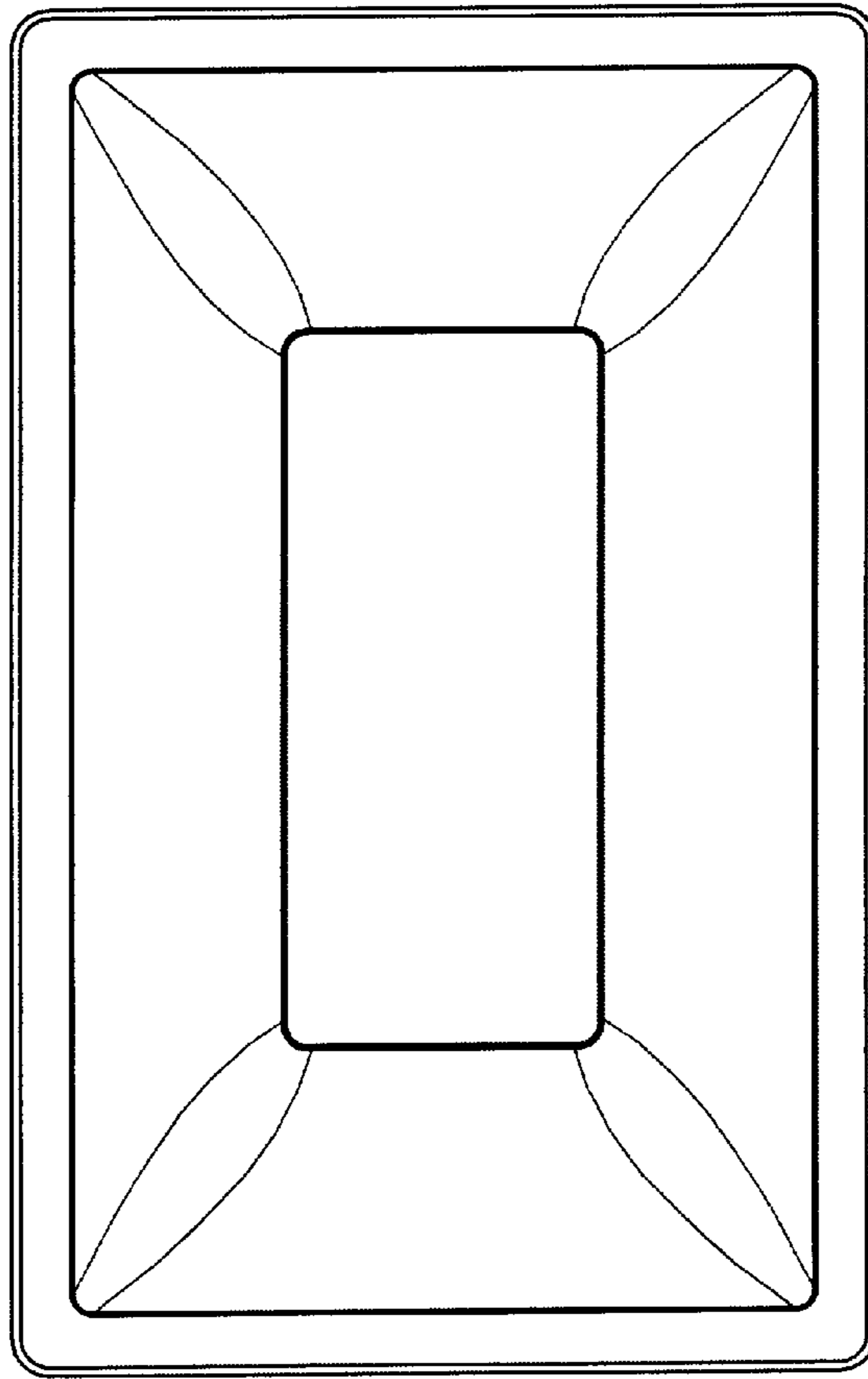


FIG. 2




FIG. 3




FIG. 6