



US00D481111S

(12) **United States Design Patent**
Carey

(10) **Patent No.:** **US D481,111 S**

(45) **Date of Patent:** **** Oct. 21, 2003**

(54) **BATHING TUB**

D465,561 S * 11/2002 Wong et al. D23/277

(75) Inventor: **Michael R. Carey**, Coloma, MI (US)

* cited by examiner

(73) Assignee: **Whirlpool Corporation**, Benton Harbor, MI (US)

Primary Examiner—Louis S. Zarfaz

Assistant Examiner—Robert A. Delehanty

(**) Term: **14 Years**

(74) *Attorney, Agent, or Firm*—Stephen Krefman; Robert O. Rice; John F. Colligan

(21) Appl. No.: **29/160,344**

(57) **CLAIM**

(22) Filed: **May 9, 2002**

The ornamental appearance of the bathing tub, as shown and described.

(51) **LOC (7) Cl.** **23-02**

DESCRIPTION

(52) **U.S. Cl.** **D23/277**

(58) **Field of Search** D23/273, 275, D23/276, 277, 278, 279, 280.1, 280.2, 280.3, 303, 304; D24/204, 205; 4/538, 546, 584–586, 589–594, 661

FIG. 1 is a top perspective view of the bathing tub showing the new design;

FIG. 2 is a top plan view thereof;

FIG. 3 is section view taken along line 3 of FIG. 2 thereof; and,

FIG. 4 is a section view taken along line 4 FIG. 2.

(56) **References Cited**

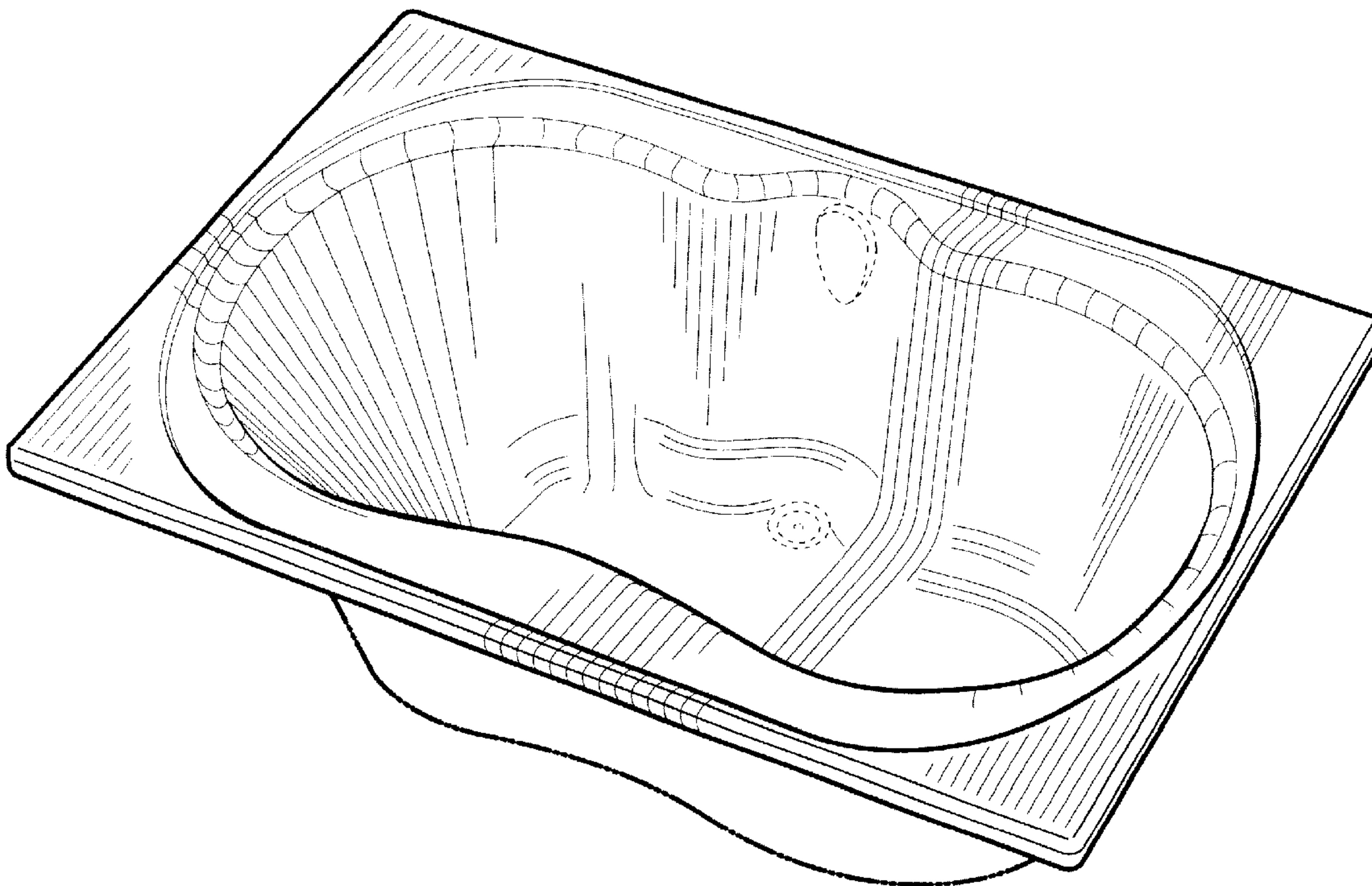
The broken lines showing of the bottom, outside portions of the tub and the plumbing holes and fixtures are for illustrative purposes only and form no part of the claimed design.

U.S. PATENT DOCUMENTS

D333,513 S * 2/1993 Levien D23/277

D428,475 S * 7/2000 Thomas D23/277

1 Claim, 2 Drawing Sheets



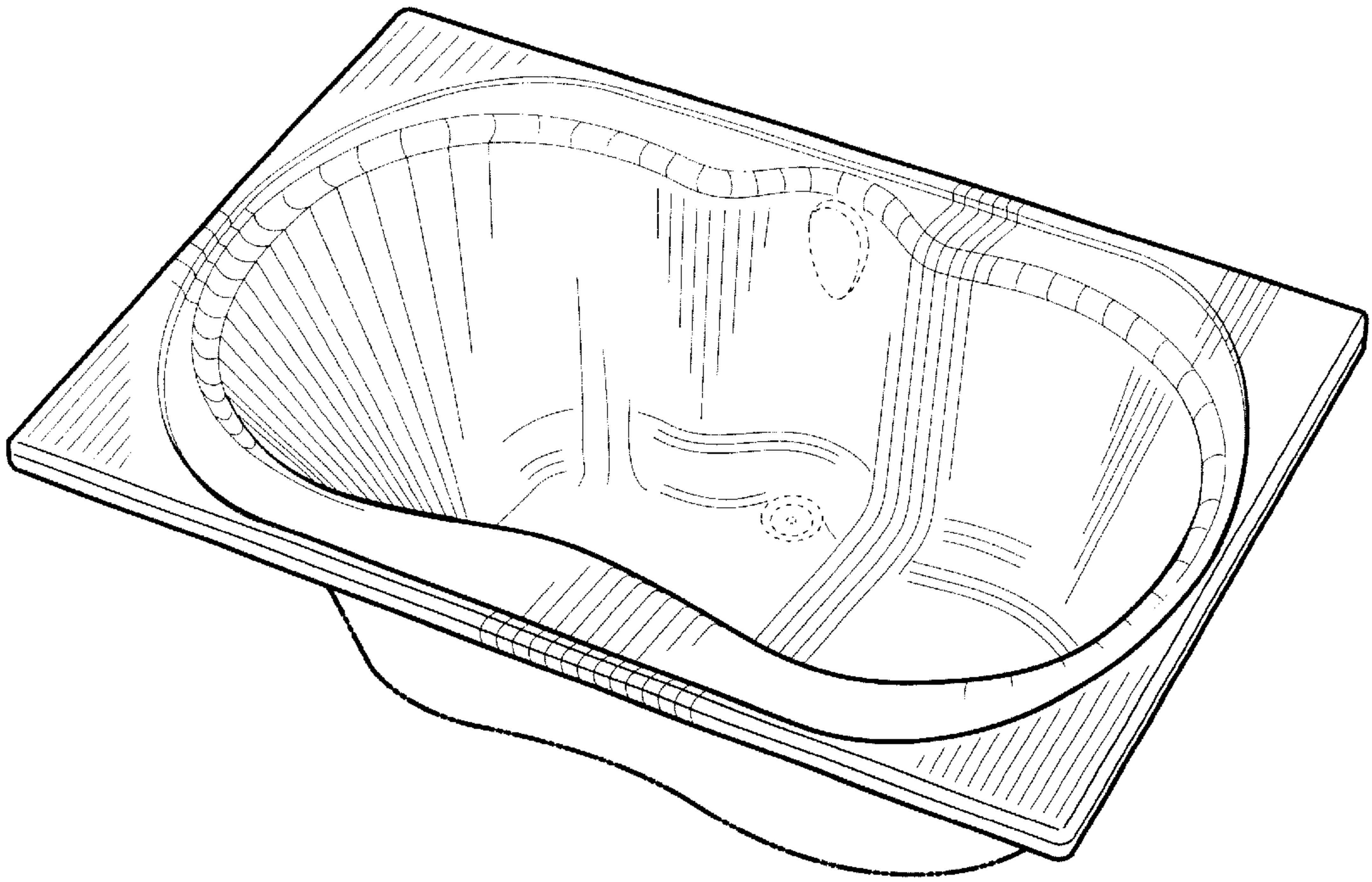


Fig. 1

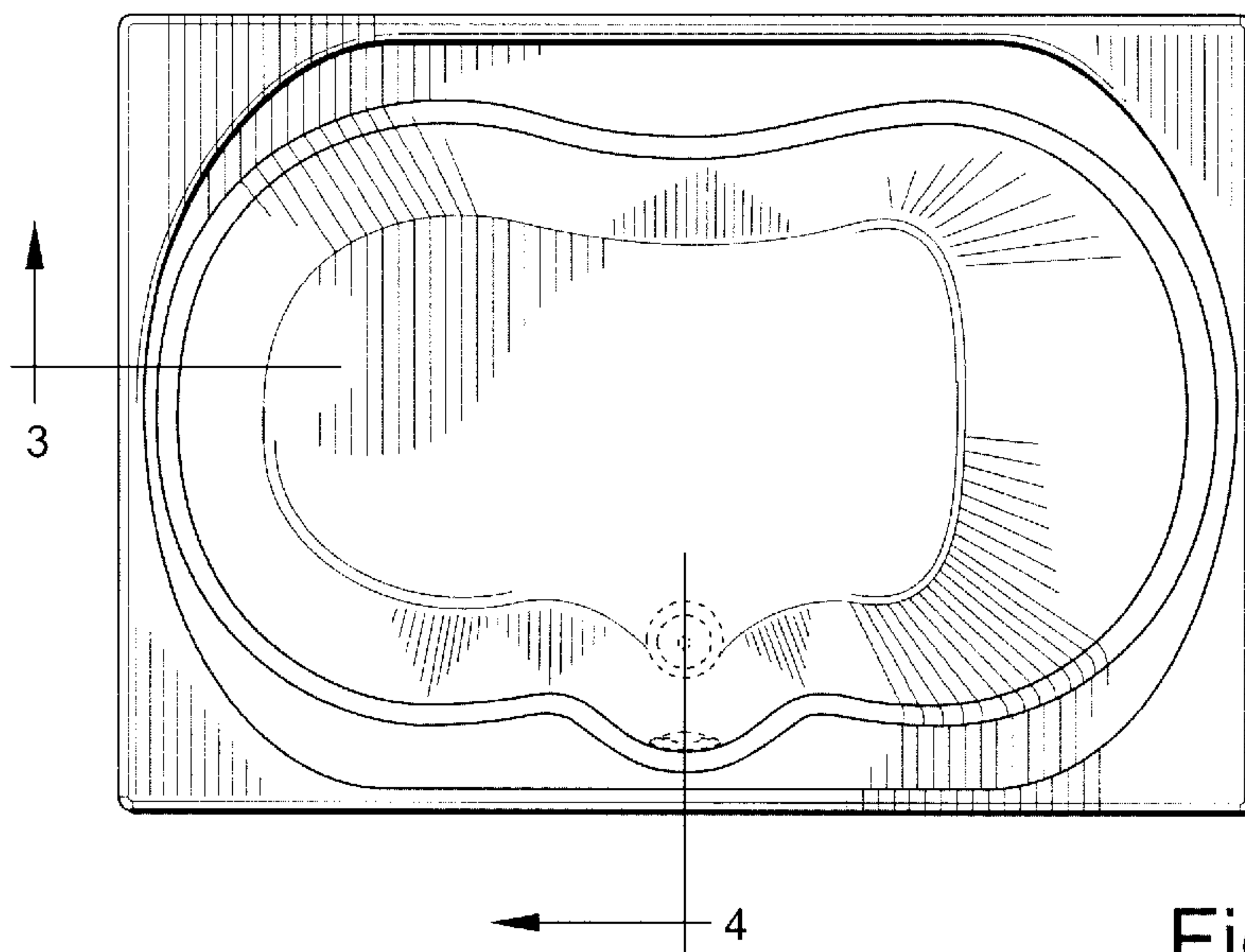


Fig. 2

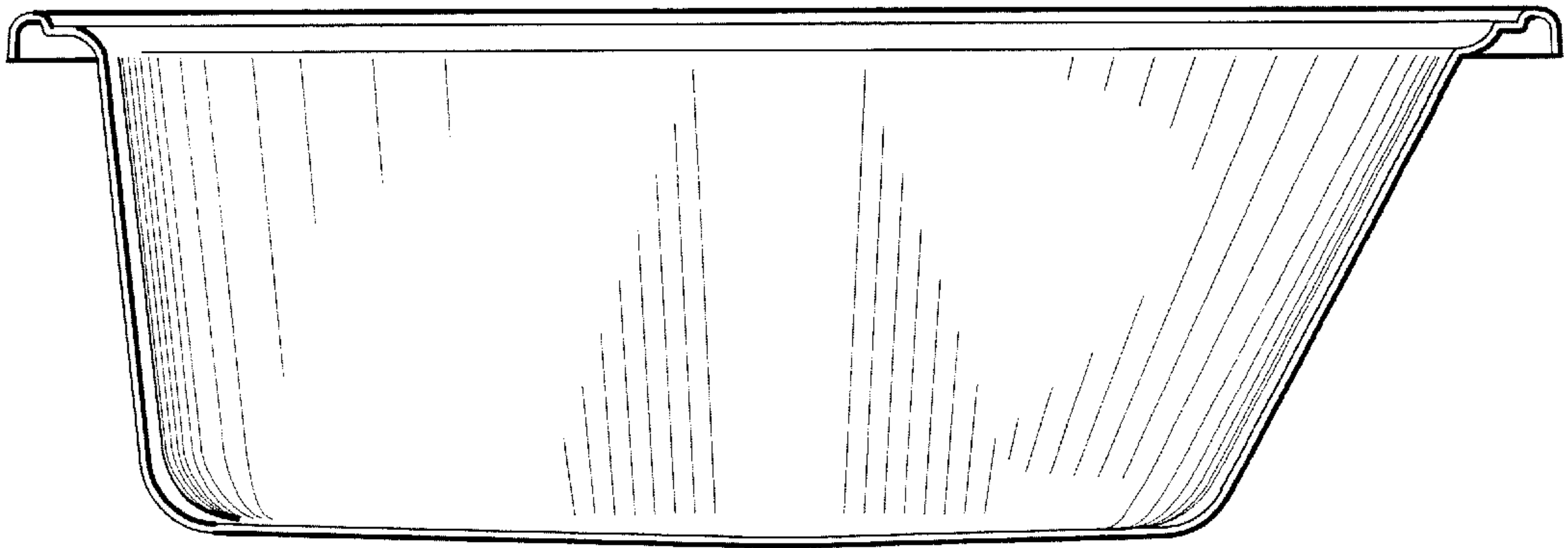


Fig. 3




Fig. 4