



US00D481103S

(12) **United States Design Patent**
West et al.

(10) **Patent No.:** **US D481,103 S**

(45) **Date of Patent:** **** Oct. 21, 2003**

(54) **TREE AND SHRUB SOAKER RING**

5,685,488 A * 11/1997 Gwartney 239/279
D399,712 S * 10/1998 Villella D8/1

(76) Inventors: **Edwin J. West**, 900 Unity Church Rd.,
Ramer, TN (US) 38367; **Dian K. West**,
900 Unity Church Rd., Ramer, TN (US)
38367

* cited by examiner

Primary Examiner—Robin V. Taylor
(74) *Attorney, Agent, or Firm*—Donald R. Schoonover

(**) Term: **14 Years**

(57) **CLAIM**

(21) Appl. No.: **29/179,917**

We claim the ornamental design for a tree and shrub soaker ring, as shown and described.

(22) Filed: **Apr. 17, 2003**

DESCRIPTION

(51) **LOC (7) Cl.** **23-01**

(52) **U.S. Cl.** **D23/214; D8/1**

(58) **Field of Search** D23/213, 214;
D8/1; 47/48.5, 79

FIG. 1 is a perspective view of a tree and shrub soaker ring showing our new design;

FIG. 2 is a top plan view thereof;

FIG. 3 is a side elevational view thereof, the elevational view of the opposing side being identical thereto;

FIG. 4 is an end elevational view thereof;

FIG. 5 is an elevational view of the opposing end thereof; and,

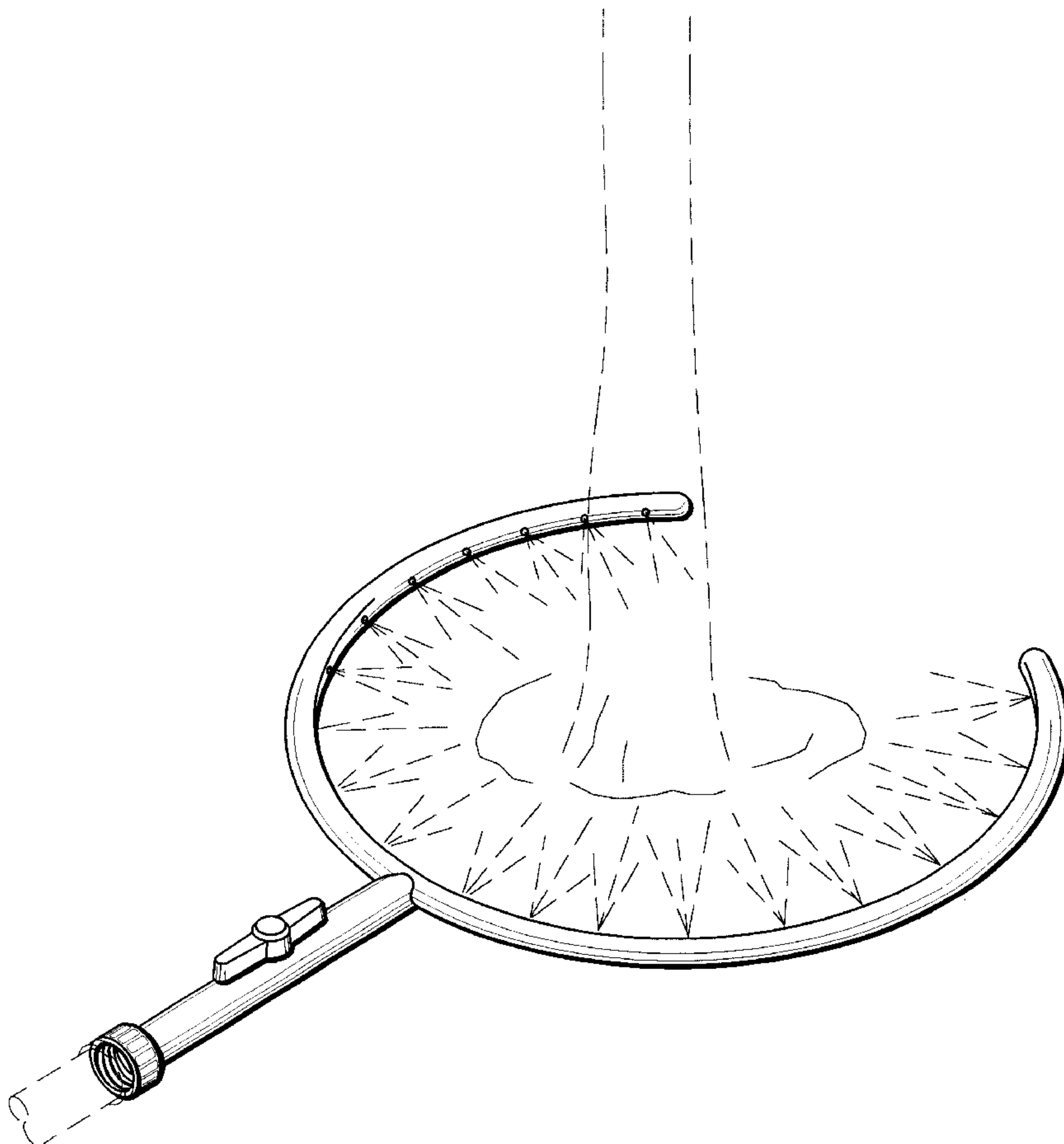
FIG. 6 is a perspective view showing the tree and shrub soaker ring in use; the broken lines depict environmental structure for illustrative purposes only and form no part of the claimed design.

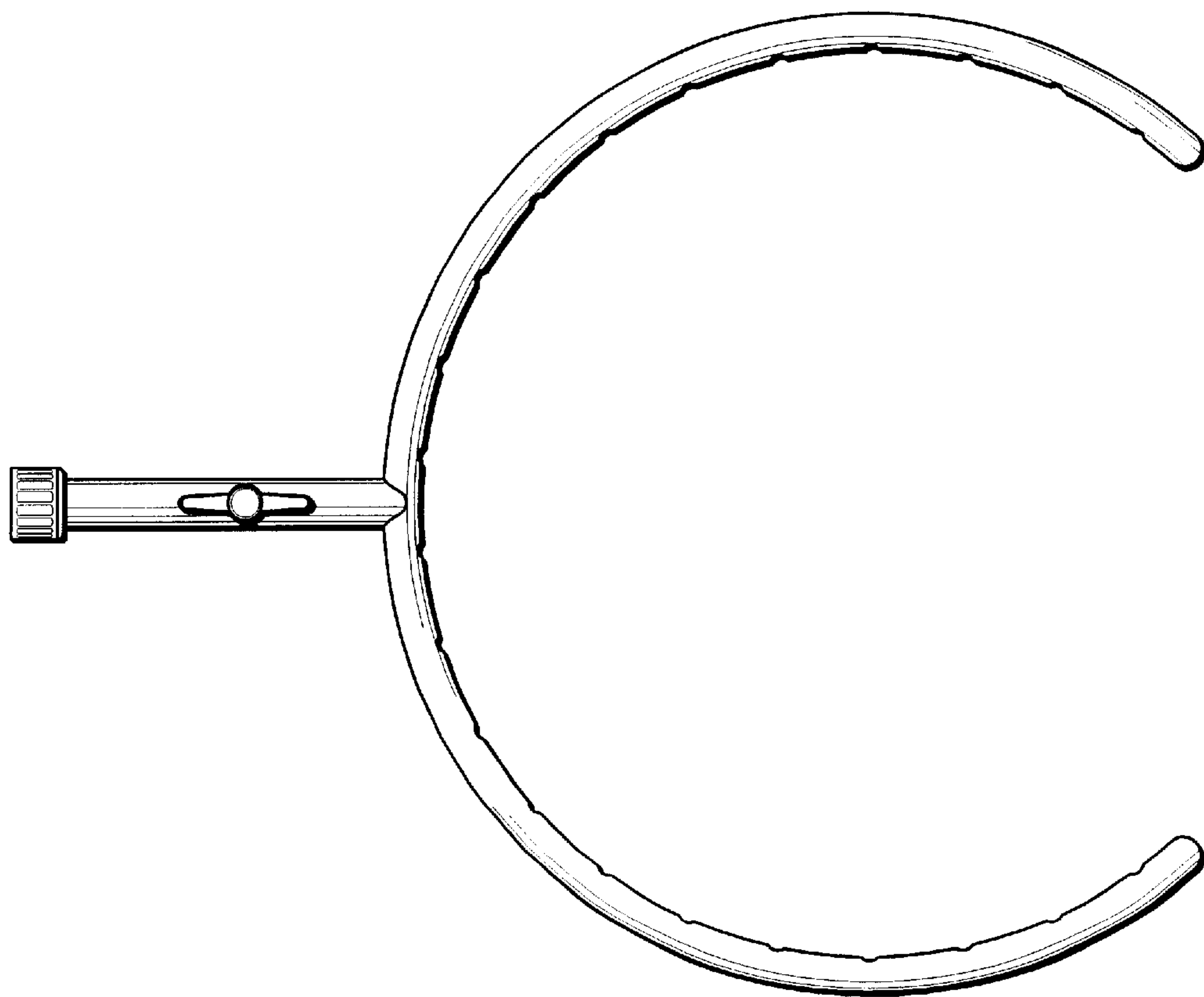
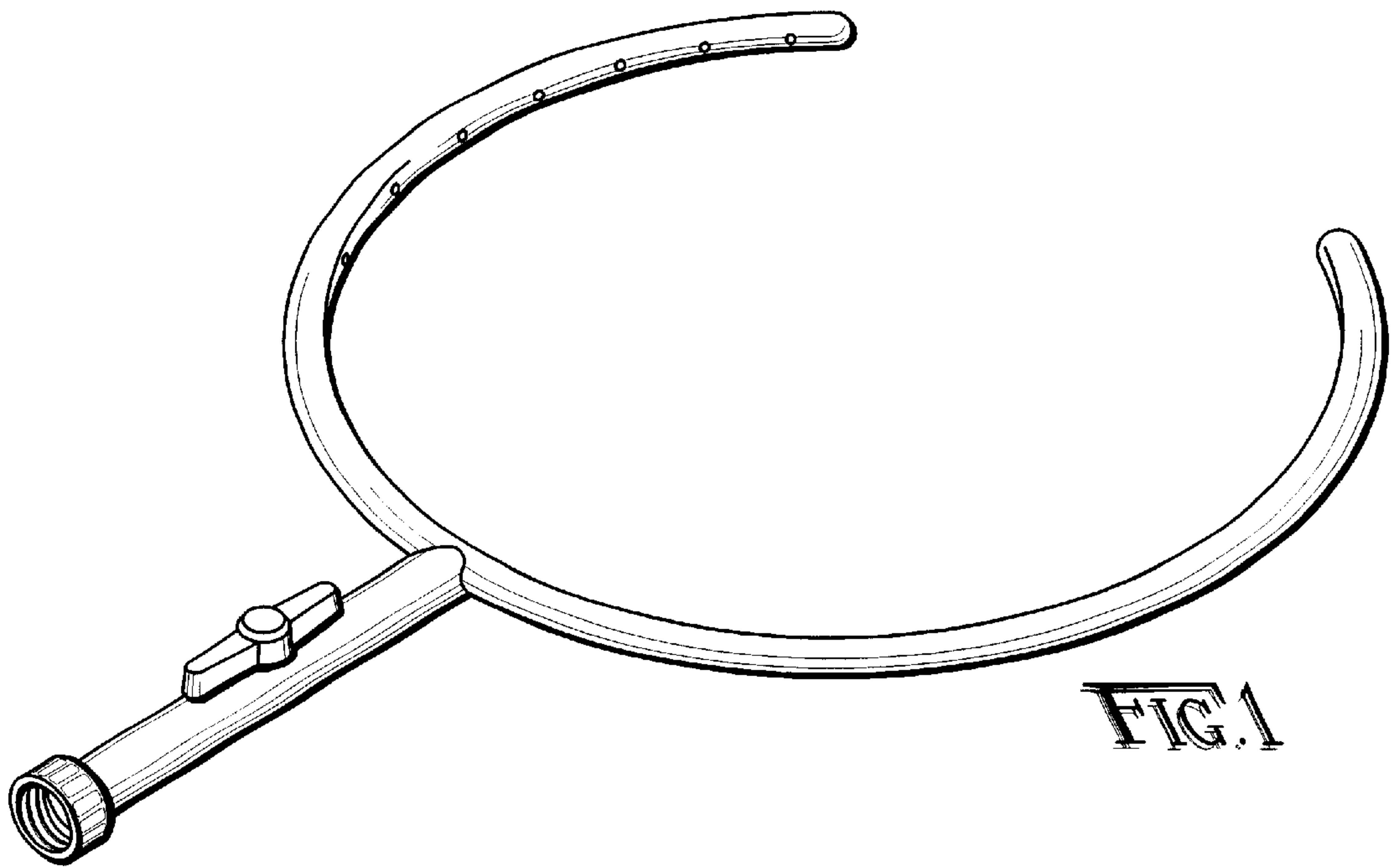
(56) **References Cited**

U.S. PATENT DOCUMENTS

- 3,301,515 A * 1/1967 Gerbracht 248/87
- 3,313,396 A 4/1967 Caravetta et al.
- D210,074 S * 2/1968 Da Prato et al. D23/217
- 4,361,983 A 12/1982 Wilson
- D303,913 S 10/1989 Leap
- D318,403 S 7/1991 Leap
- 5,285,968 A * 2/1994 McSheehy 239/273
- 5,303,503 A 4/1994 Patterson

1 Claim, 3 Drawing Sheets








FIG. 3




FIG. 4

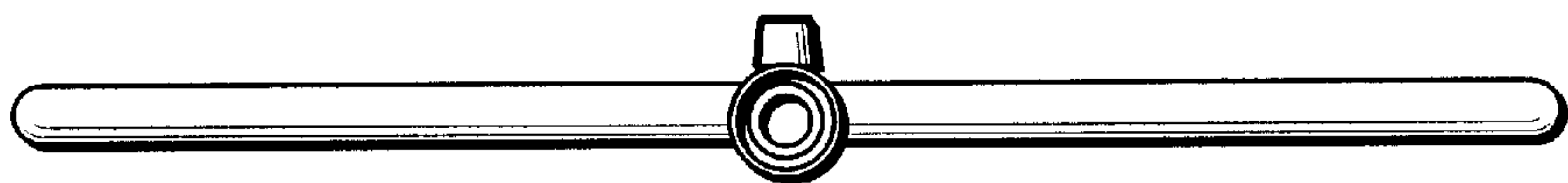


FIG. 5

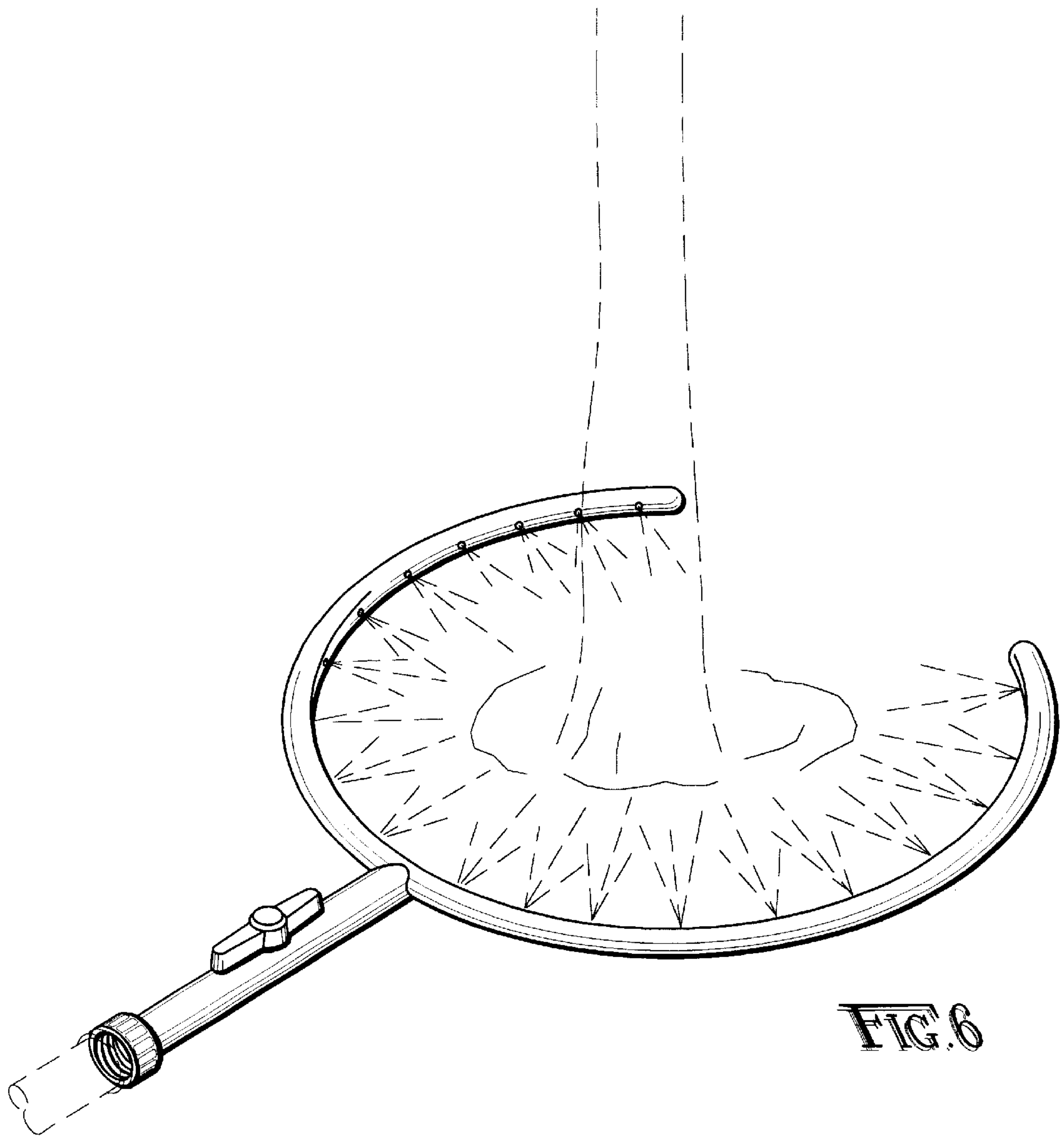


FIG. 6