



US00D481076S

(12) **United States Design Patent**
Ballard

(10) **Patent No.:** **US D481,076 S**

(45) **Date of Patent:** **** Oct. 21, 2003**

(54) **DVD VENDING MACHINE**

5,584,547 A * 12/1996 Trulaske 312/223.5
D466,941 S * 12/2002 Shubert et al. D20/4

(76) Inventor: **Donna Ballard**, 16936 Burbank Blvd.,
#132, Encino, CA (US) 91316

* cited by examiner

(**) Term: **14 Years**

Primary Examiner—Robert M. Spear
(74) *Attorney, Agent, or Firm*—David A. Belasco; Belasco
Jacobs & Townsley, LLP

(21) Appl. No.: **29/171,079**

(22) Filed: **Nov. 14, 2002**

(57) **CLAIM**

(51) **LOC (7) Cl.** **20-01**

The ornamental design for a DVD vending machine, as
shown and described.

(52) **U.S. Cl.** **D20/4**

(58) **Field of Search** D20/1-2, 4-7,
D20/99; D9/339; 99/330, 357, 407-10,
416, 468, 483; 221/92, 112, 155, 208; 312/223.5

DESCRIPTION

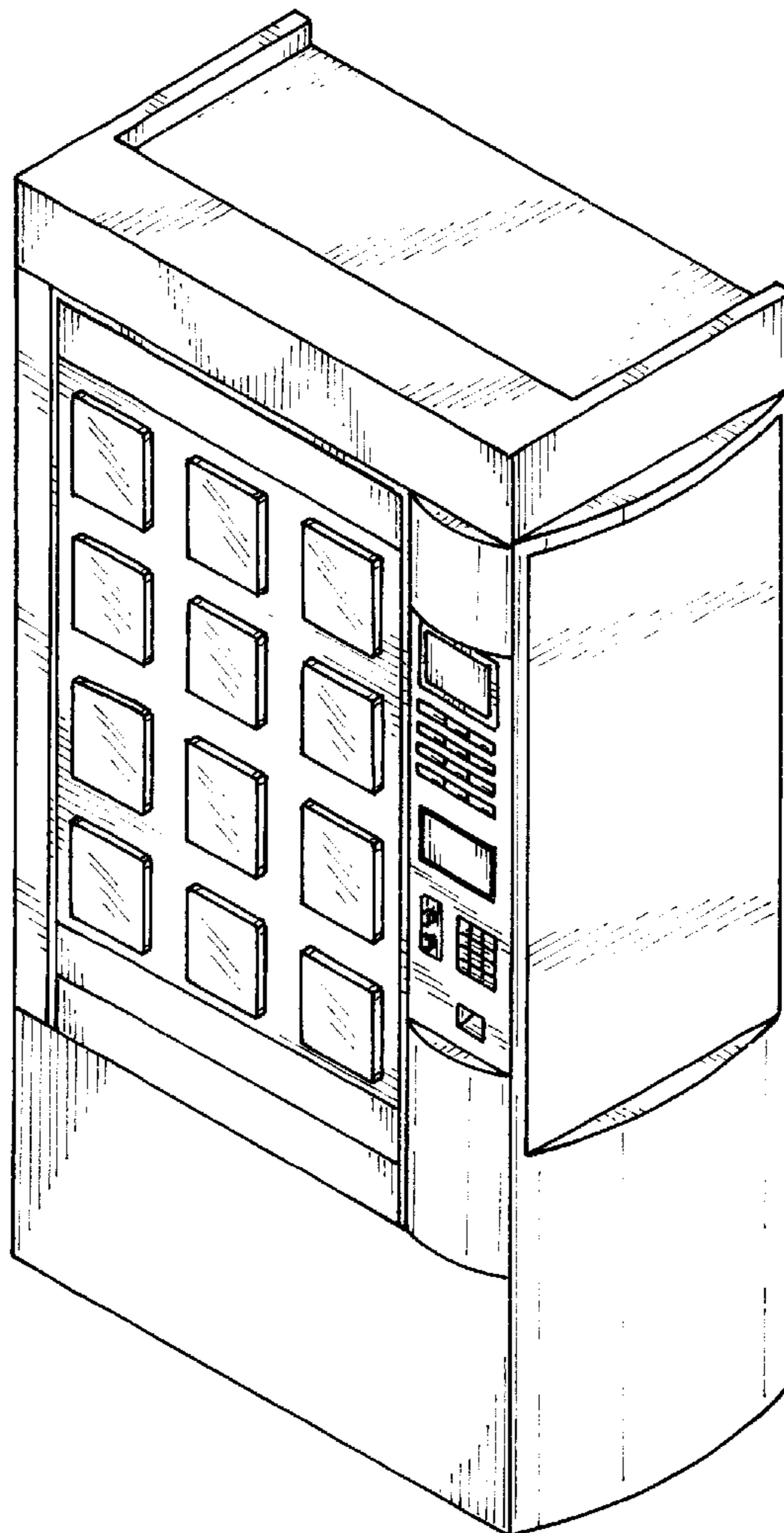
(56) **References Cited**

U.S. PATENT DOCUMENTS

- D141,097 S * 5/1945 Pinanski D6/440
- D328,924 S * 8/1992 Hamilton D20/4
- D344,761 S * 3/1994 Muehlberger D20/4
- D345,583 S * 3/1994 Muehlberger D20/4

FIG. 1 is a perspective view of a DVD vending machine,
according to my new design;
FIG. 2 is a front elevation view;
FIG. 3 is a side elevation looking in from right of FIG. 1;
FIG. 4 is a top plan view;
FIG. 5 is a side elevation looking in from left of FIG. 1;
FIG. 6 is a back elevation view; and,
FIG. 7 is a bottom plan view of the DVD vending machine.

1 Claim, 3 Drawing Sheets






FIG. 4



FIG. 7

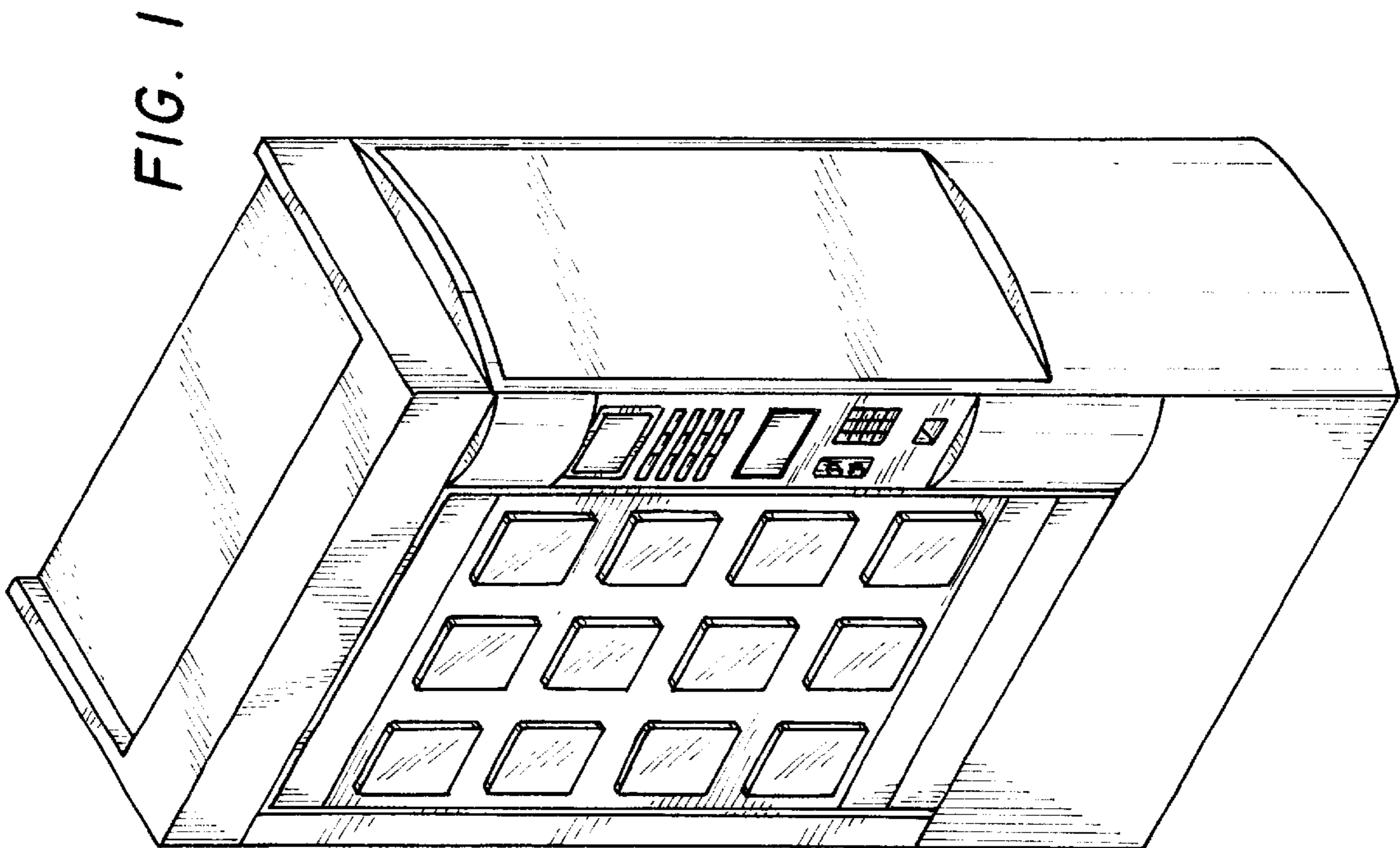


FIG. 1




FIG. 3

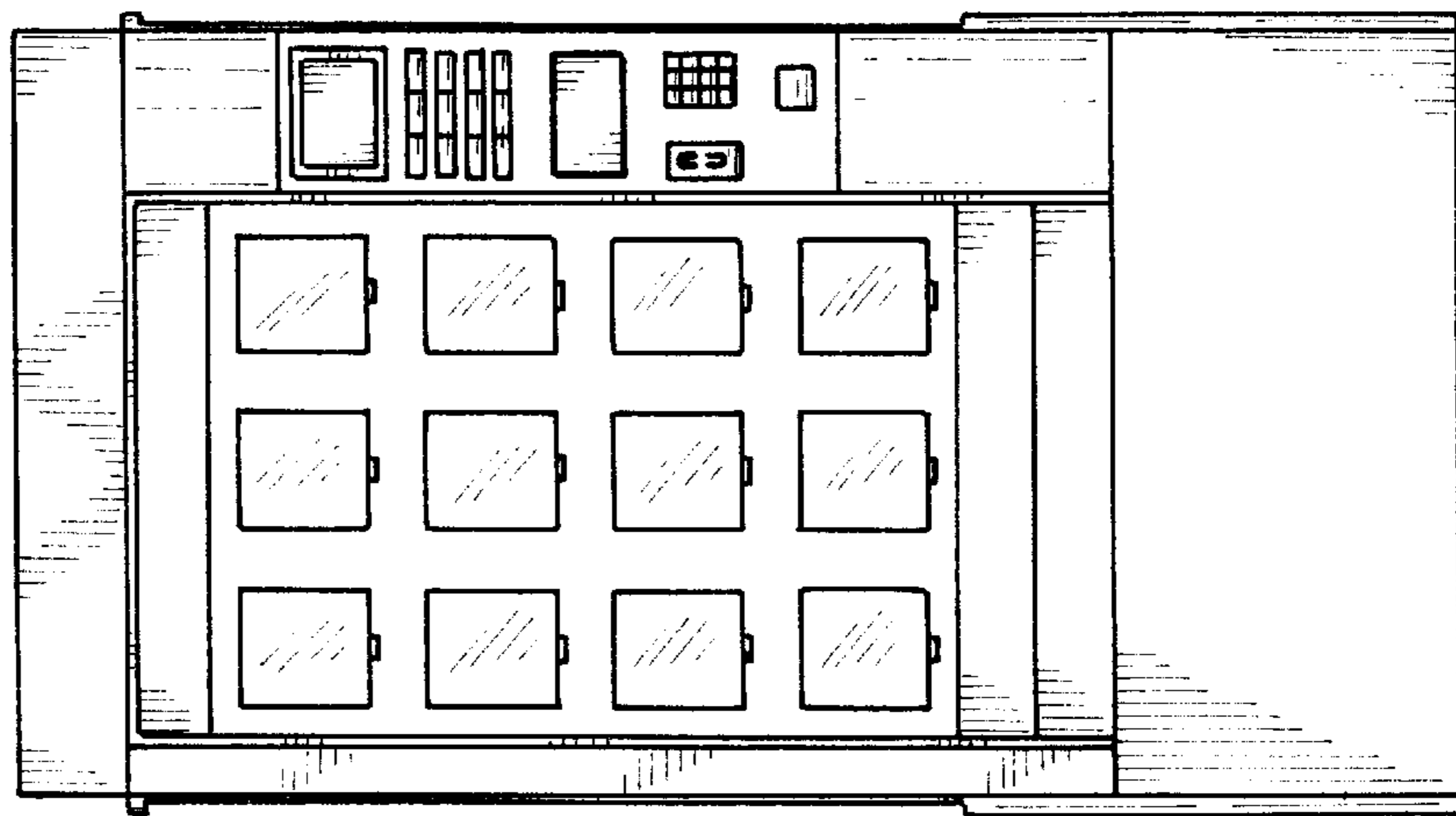


FIG. 2




FIG. 6




FIG. 5