



US00D481067S

(12) **United States Design Patent**
Haas

(10) **Patent No.:** **US D481,067 S**

(45) **Date of Patent:** **** Oct. 21, 2003**

(54) **LASER PRINTABLE CARD BADGE SHEET**

(75) **Inventor:** **David Haas, Suffern, NY (US)**

(73) **Assignee:** **Temtec, Inc., Suffern, NY (US)**

(**) **Term:** **14 Years**

(21) **Appl. No.:** **29/161,901**

(22) **Filed:** **Jun. 6, 2002**

(51) **LOC (7) Cl.** **19-01**

(52) **U.S. Cl.** **D19/2; D19/1**

(58) **Field of Search** **D19/1, 2, 3, 26,**
D19/27, 33; D20/22, 27; D11/95; 40/1.5,
638, 641; 101/369; 283/81, 101, 103, 105;
428/40.1, 42.2, 42.3; 206/216; 242/270;
221/13

(56) **References Cited**

U.S. PATENT DOCUMENTS

3,487,977	A	*	1/1970	Andersson	428/42.3
3,501,365	A	*	3/1970	Marshall	242/270
4,060,168	A	*	11/1977	Romagnoli	206/216
4,061,808	A	*	12/1977	Sato	428/42.3
4,210,688	A	*	7/1980	Sato	428/42.2
4,584,219	A	*	4/1986	Baartmans	428/42.3
4,813,571	A	*	3/1989	Slagter	221/13
4,925,716	A	*	5/1990	Haas	428/42.2
5,662,976	A	*	9/1997	Popat et al.	428/40.1
D386,793	S	*	11/1997	Haas et al.	D20/27
D419,184	S	*	1/2000	Haas et al.	D19/1

6,037,029	A	*	3/2000	Instance	428/40.1
6,197,396	B1	*	3/2001	Haas et al.	428/40.1
6,224,110	B1	*	5/2001	Ambridge et al.	283/81
D445,128	S	*	7/2001	Haas et al.	D19/1
RE37,764	E	*	6/2002	Good	428/40.1

* cited by examiner

Primary Examiner—Martie K. Holtje

(74) *Attorney, Agent, or Firm*—Michael Zall

(57) **CLAIM**

The ornamental design for a laser printable card badge sheet, as shown and described.

DESCRIPTION

FIG. 1 is a front perspective view of my new design of a laser printable card badge sheet;

FIG. 2 is a right side view of the laser printable card badge sheet shown in FIG. 1, the left side view being identical thereto;

FIG. 3 is a front elevational view of the laser printable card badge sheet shown in FIG. 1;

FIG. 4 is an front end view of the laser printable card badge sheet shown in FIG. 1, the other end view being identical thereto; and,

FIG. 5 is a side perspective view of the laser printable card badge sheet shown in FIG. 1. The backing material depicted by means of broken lines in the figures is shown for illustrative purposes only and forms no part of the claimed design.

1 Claim, 3 Drawing Sheets

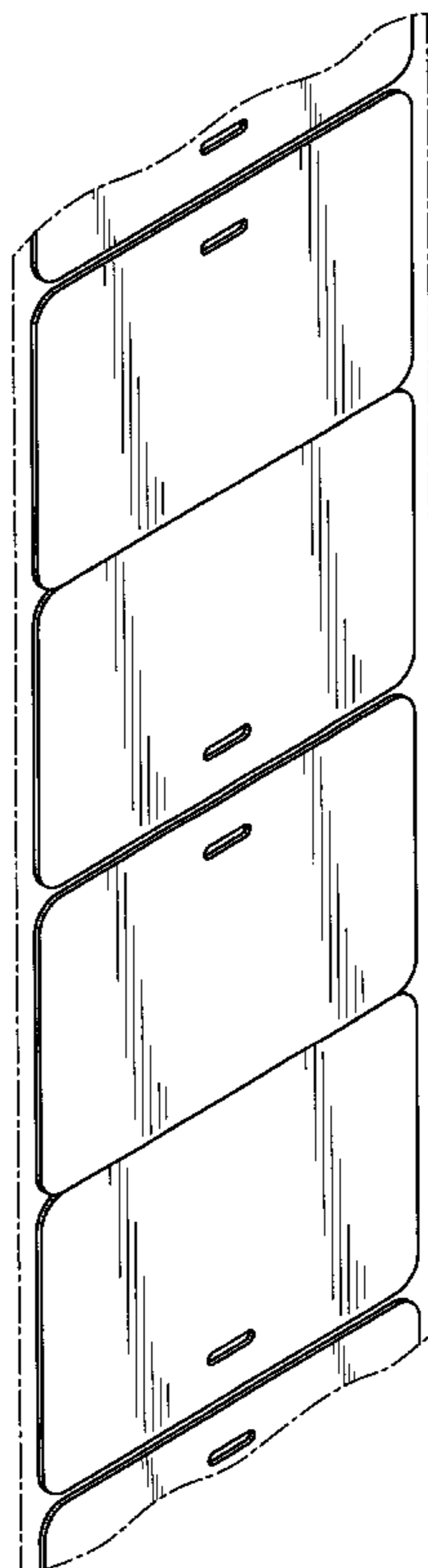


FIG. 1

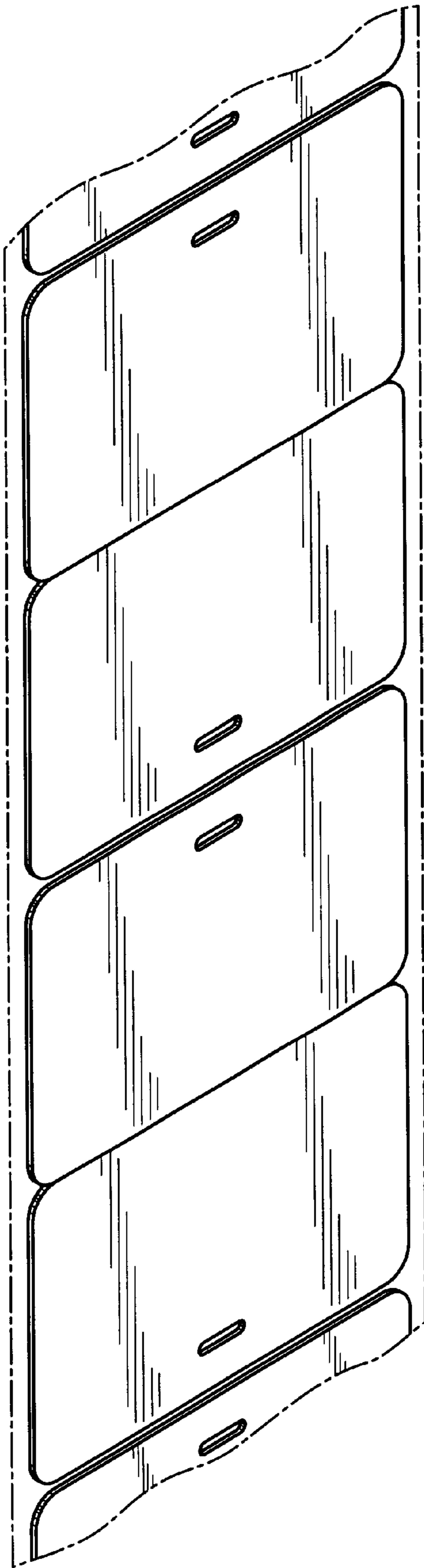


FIG. 2



FIG. 3

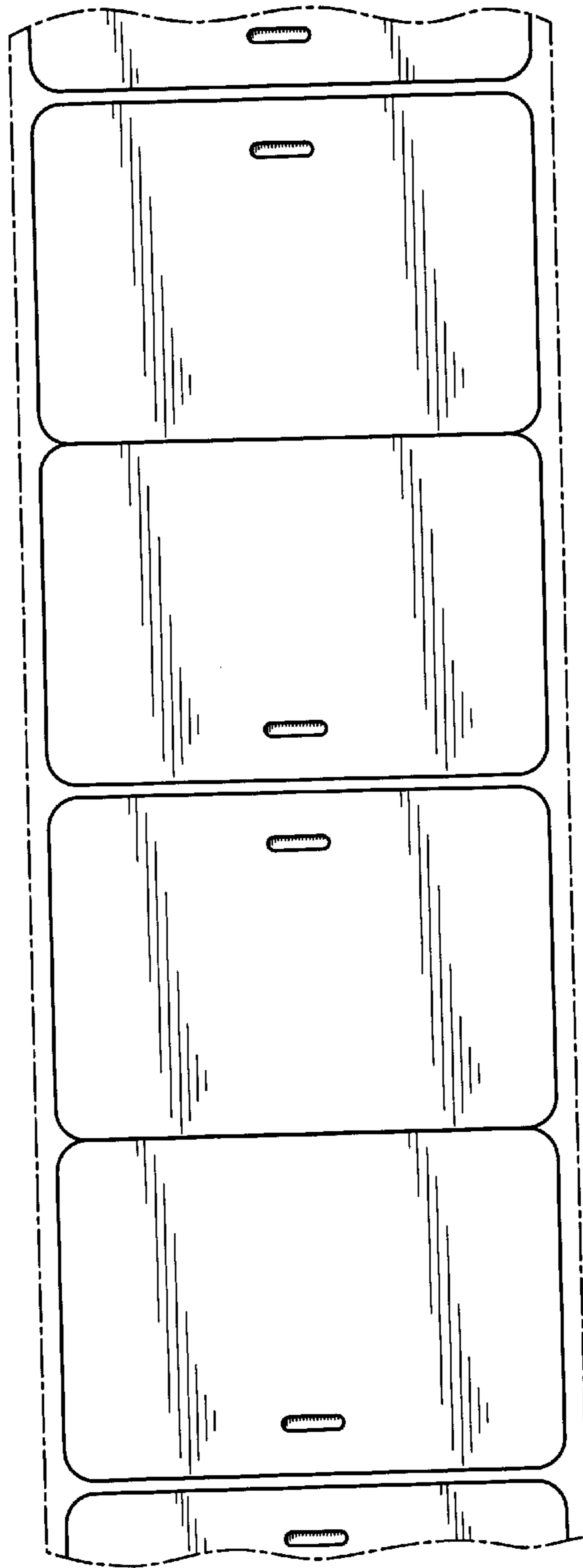


FIG. 4




FIG. 5

