



US00D481060S

(12) **United States Design Patent**
Egbert et al.

(10) **Patent No.:** **US D481,060 S**

(45) **Date of Patent:** **** Oct. 21, 2003**

(54) **SUNGLASSES**

(75) Inventors: **Jennifer Egbert**, Lahaina, HI (US);
Walter Hester, Lahaina, HI (US)

(73) Assignee: **Maui Jim, Inc.**, Peoria, IL (US)

(**) Term: **14 Years**

(21) Appl. No.: **29/165,677**

(22) Filed: **Aug. 14, 2002**

(51) **LOC (7) Cl.** **16-06**

(52) **U.S. Cl.** **D16/315**; D16/316

(58) **Field of Search** D16/101, 300-330,
D16/335; D29/109, 110; D24/110.2; 351/41,
44, 51, 52, 103-109, 158; 2/447-449

(56) **References Cited**

U.S. PATENT DOCUMENTS

D199,933 S * 12/1964 Shindler D16/316
D221,480 S * 8/1971 Tagnon D16/315

D247,440 S * 3/1978 Bloch D16/316
6,196,681 B1 * 3/2001 Canavan 351/106
D443,633 S * 6/2001 Lazarides D16/327
D464,982 S * 10/2002 Thixton et al. D16/316

* cited by examiner

Primary Examiner—Raphael Barkai

(74) *Attorney, Agent, or Firm*—Marshall, Gerstein & Borun

(57) **CLAIM**

The ornamental design for sunglasses, as shown and described.

DESCRIPTION

FIG. 1 is a perspective view of the sunglasses;
FIG. 2 is a front view of the sunglasses;
FIG. 3 is a rear view of the sunglasses;
FIG. 4 is a side view, the opposite side view being a mirror image thereof;
FIG. 5 is a top view; and,
FIG. 6 is a bottom view.

1 Claim, 5 Drawing Sheets

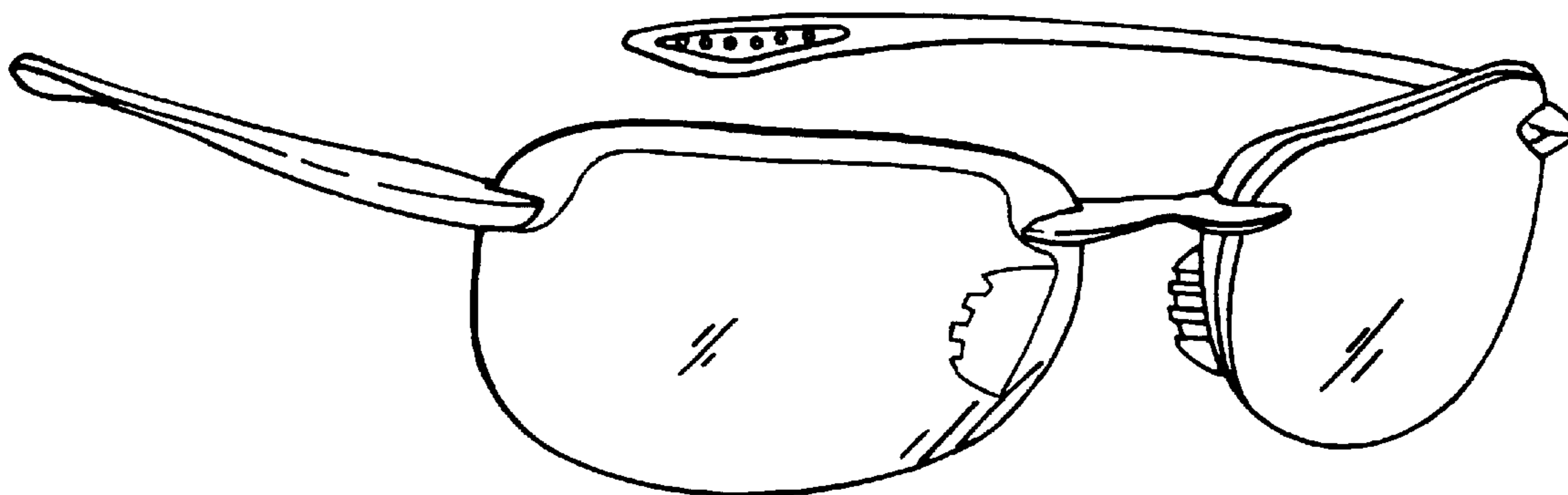


FIG. 1

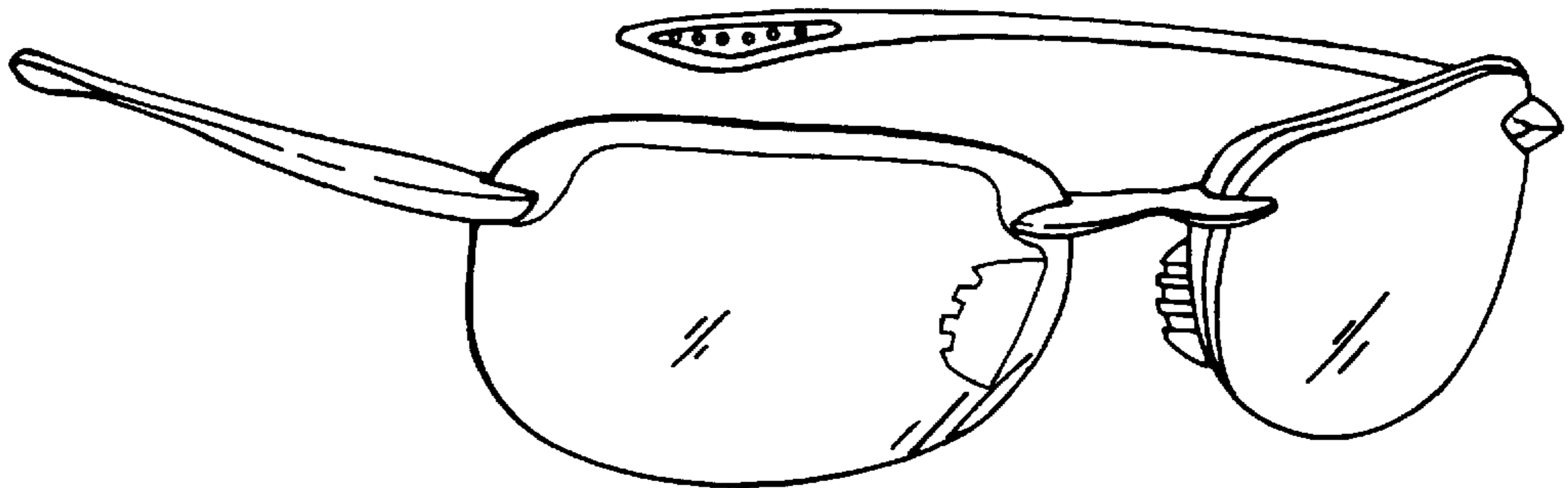


FIG. 2

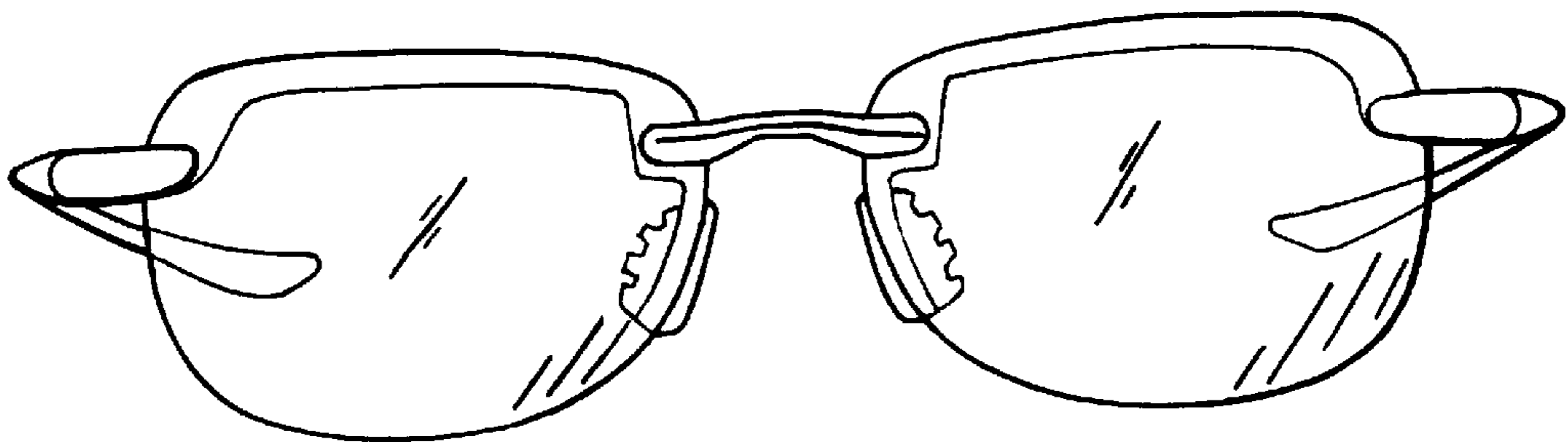


FIG. 3

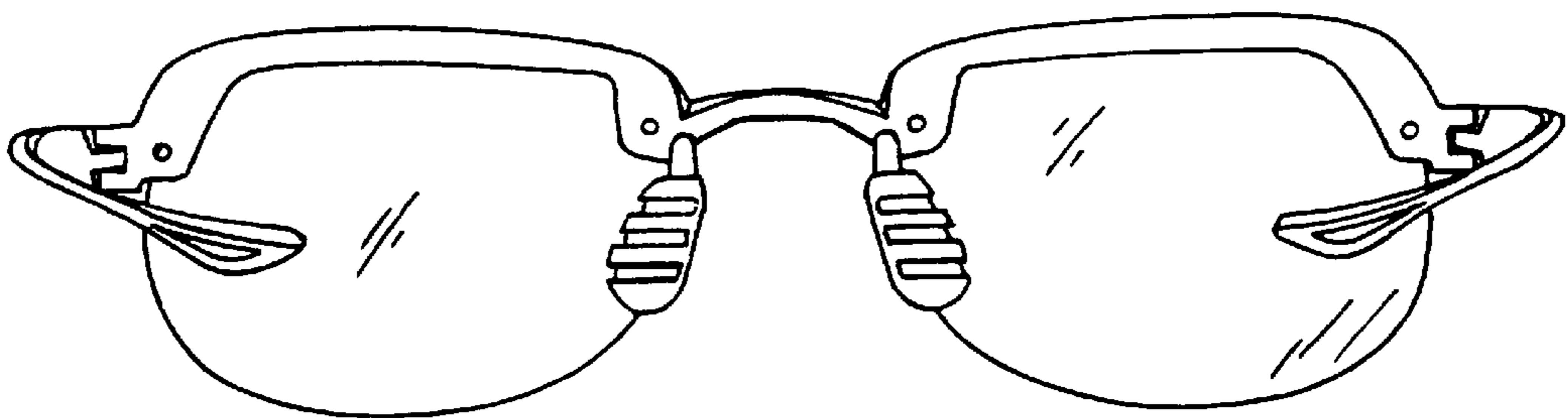


FIG. 4

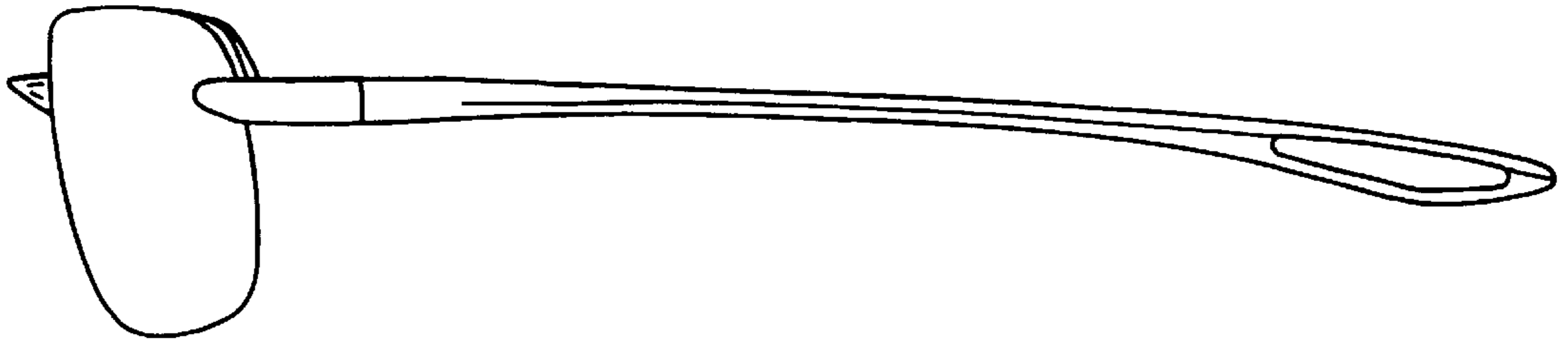


FIG. 5

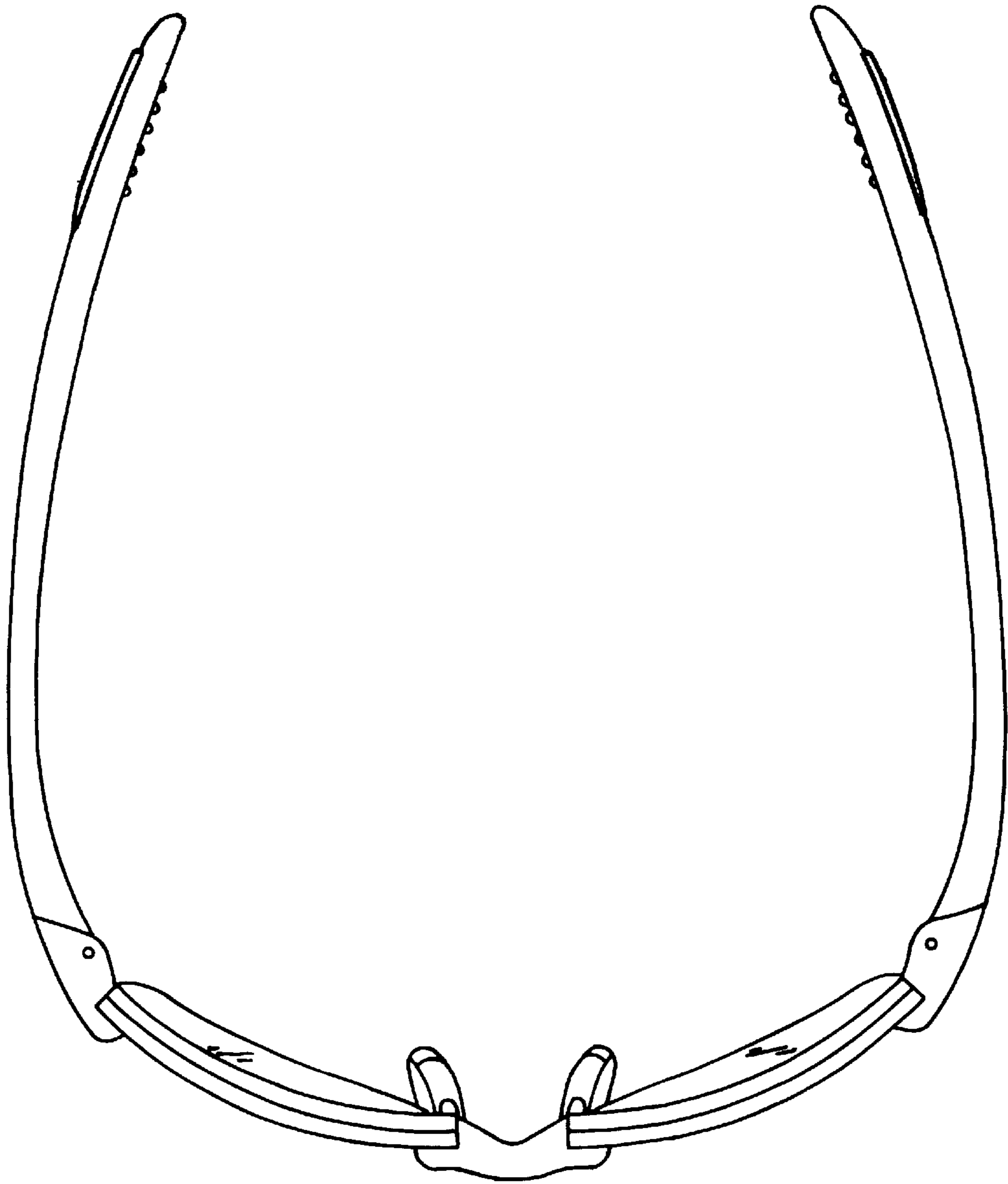


FIG. 6

