



US00D481013S

(12) **United States Design Patent**  
**Squires**

(10) **Patent No.:** **US D481,013 S**

(45) **Date of Patent:** **\*\* Oct. 21, 2003**

(54) **SWITCH COVER**

(75) **Inventor:** **Robert T. Squires**, Longmont, CO  
(US)

(73) **Assignee:** **Colorado Custom, Inc.**, Longmont, CO  
(US)

(\*\*) **Term:** **14 Years**

(21) **Appl. No.:** **29/148,014**

(22) **Filed:** **Sep. 13, 2001**

(51) **LOC (7) Cl.** ..... **13-03**

(52) **U.S. Cl.** ..... **D13/158**

(58) **Field of Search** ..... D13/169, 173,  
D13/174, 175, 199, 158, 171; D8/331;  
200/329, 331, 332, 333, 293

(56) **References Cited**

**U.S. PATENT DOCUMENTS**

D150,005 S \* 6/1948 Fordyce ..... D13/158

D151,489 S \* 10/1948 Bookman et al. .... D13/134  
D185,256 S \* 5/1959 Arneberg et al. .... D13/169  
D325,375 S \* 4/1992 Amos ..... D13/158

\* cited by examiner

*Primary Examiner*—Ted Shooman

*Assistant Examiner*—Selina Sikder

(74) *Attorney, Agent, or Firm*—Rick Martin; Patent Law  
Offices of Rick Martin, P.C.

(57) **CLAIM**

The ornamental design for switch cover, as shown.

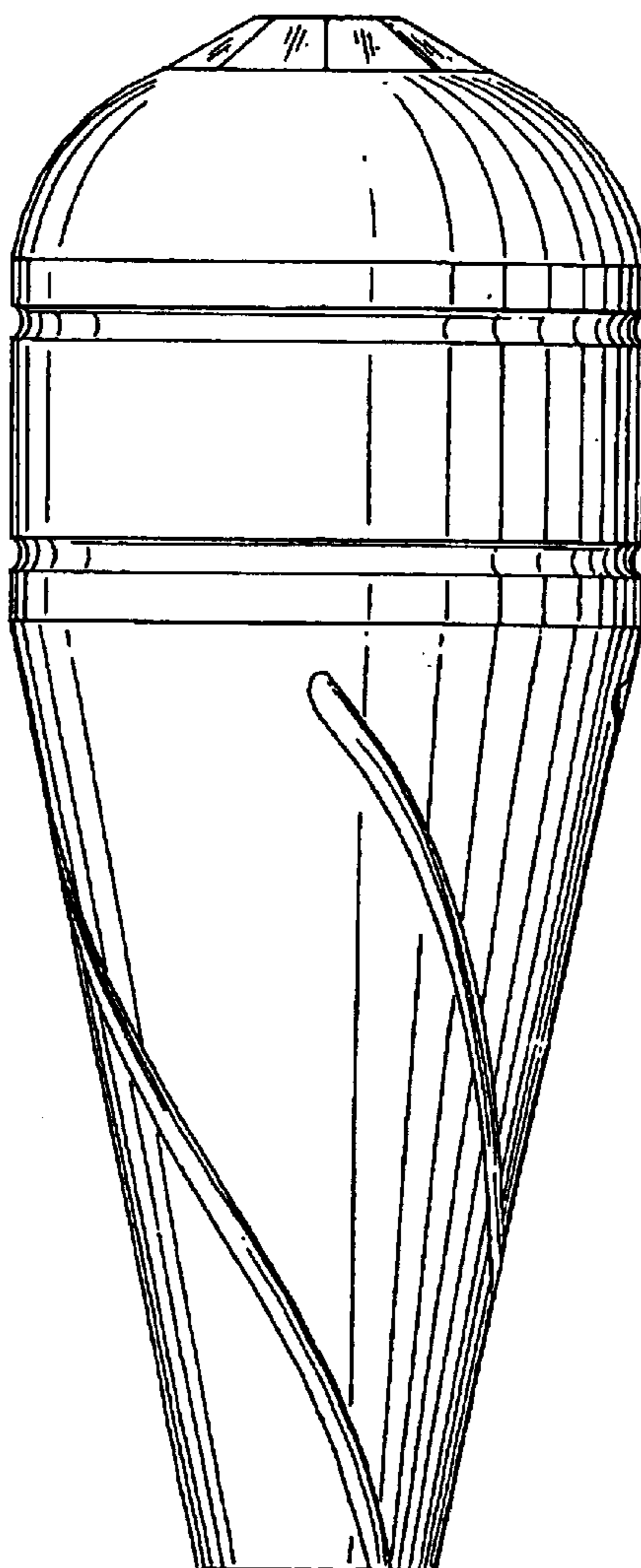
**DESCRIPTION**

FIG. 1 is a side plan view, all sides being identical, of my  
new design for a switch cover.

FIG. 2 is a top plan view of the switch cover shown in FIG.  
1; and,

FIG. 3 is a bottom plan view of the switch cover shown in  
FIG. 1.

**1 Claim, 1 Drawing Sheet**



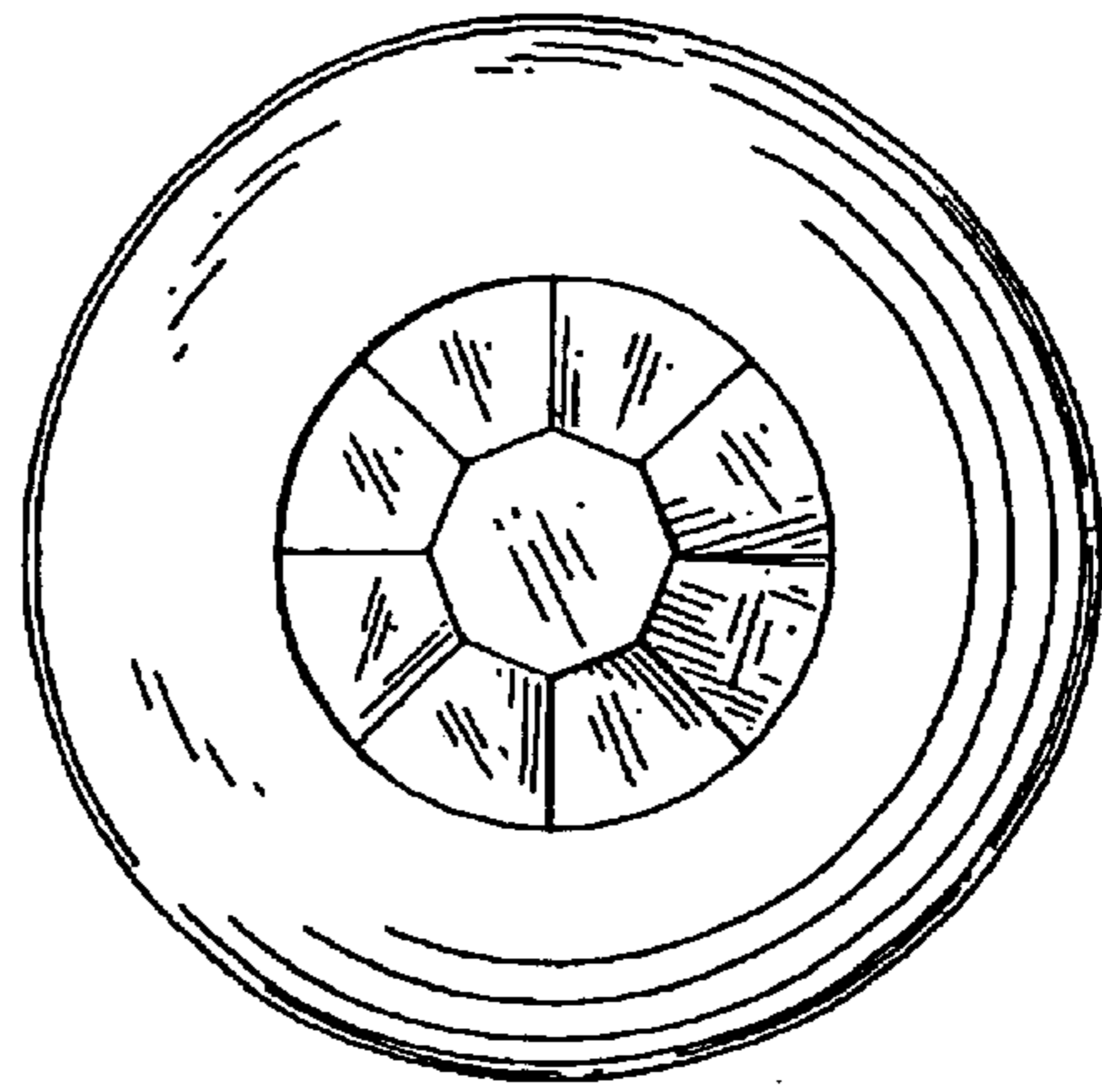


FIG. 2

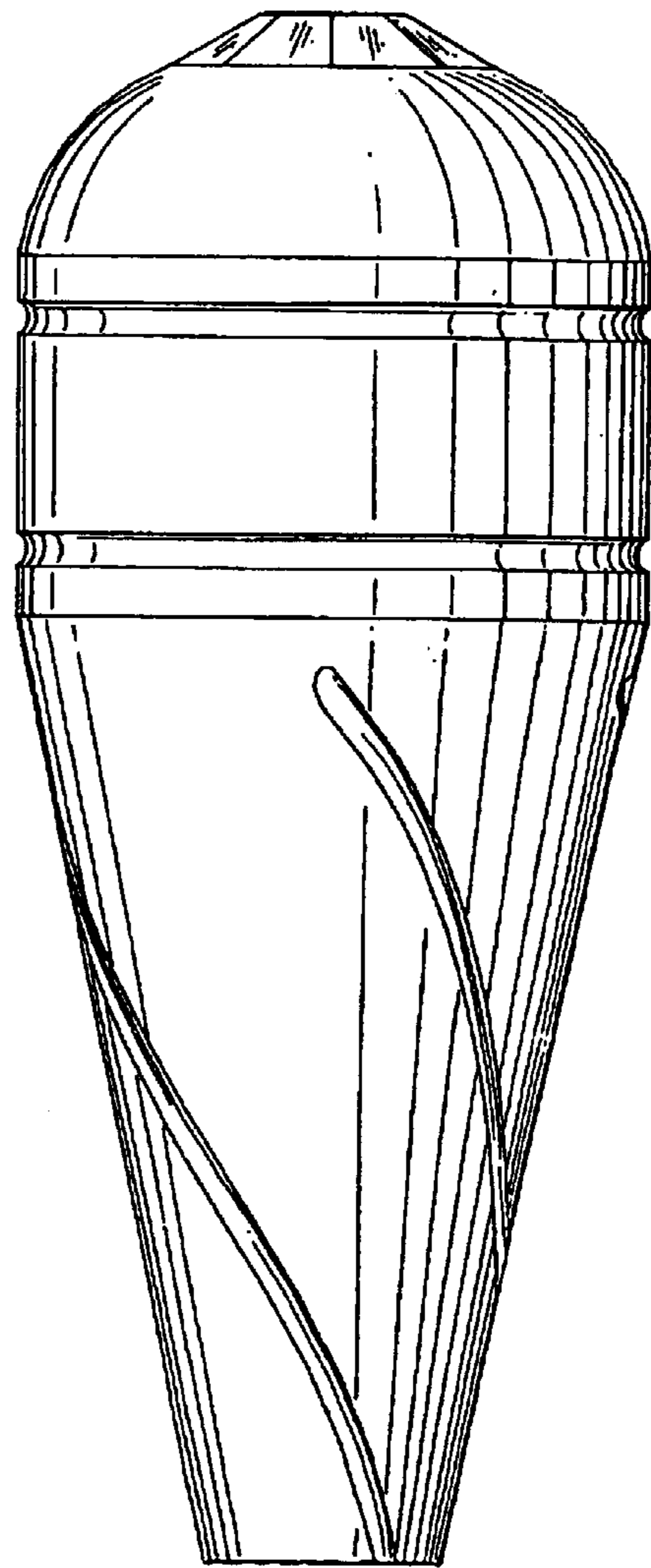


FIG. 1

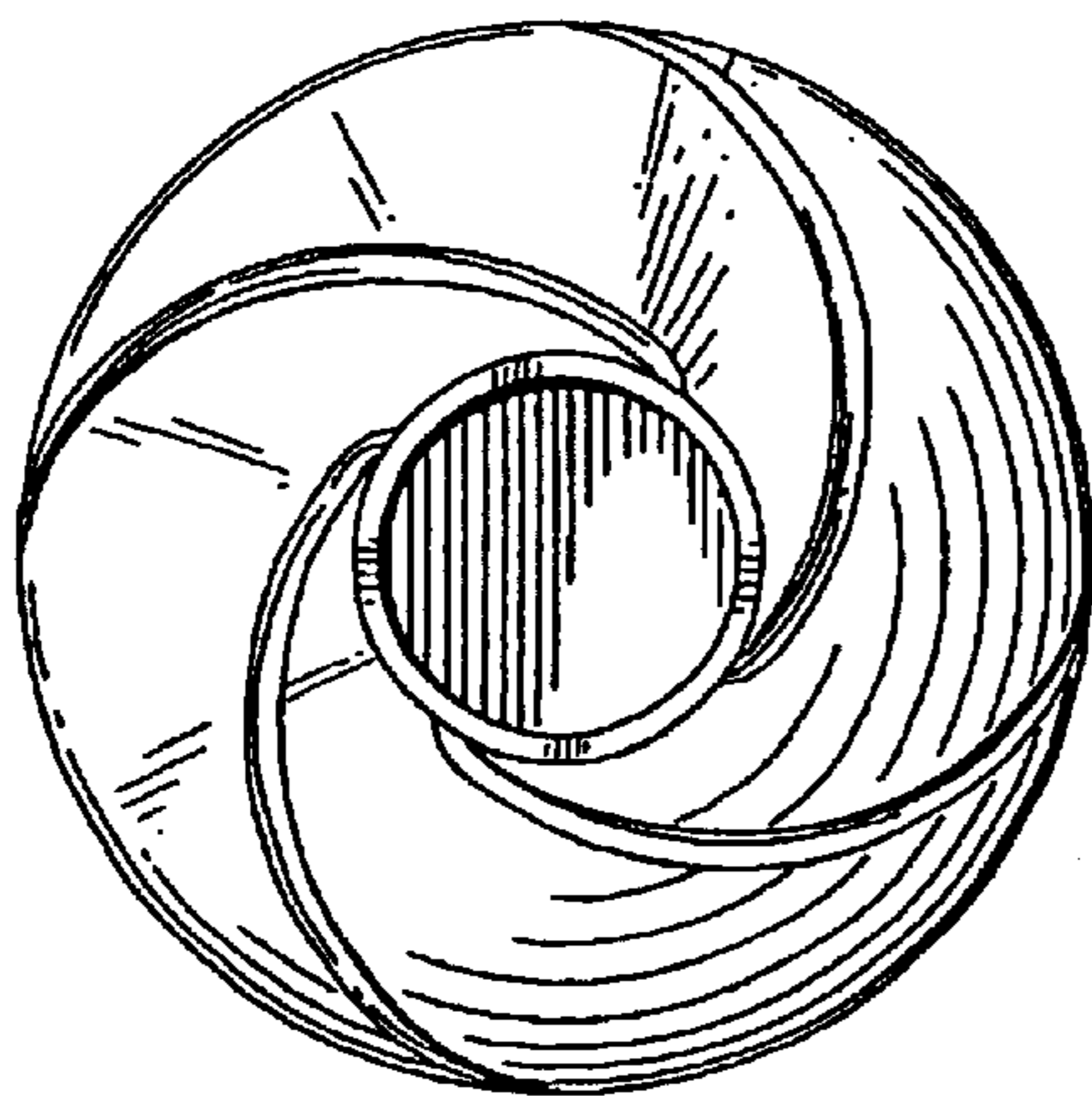


FIG. 3