



US00D481002S

(12) **United States Design Patent**  
**Sherman et al.**

(10) **Patent No.:** **US D481,002 S**  
(45) **Date of Patent:** **\*\* Oct. 21, 2003**

(54) **BOAT FENDER SUPPORT**

*Primary Examiner*—Lisa Lichtenstein

(76) Inventors: **Keith Sherman**, 1111 SW. Blue Water Way, Stuart, FL (US) 34997; **Norman H. Schmotzer**, 637 Shore Rd., North Palm Beach, FL (US) 33408

(57) **CLAIM**

The ornamental design for a boat fender support, as shown and described.

(\*\*) Term: **14 Years**

**DESCRIPTION**

(21) Appl. No.: **29/177,920**

FIG. 1 is a front elevational view of the boat fender support of the invention, the opposite side being substantially a mirror image thereof;

(22) Filed: **Mar. 17, 2003**

FIG. 2 is a left side end view of the boat fender support of FIG. 1, the opposite side being substantially a mirror image thereof;

(51) **LOC (7) Cl.** ..... **12-06**

(52) **U.S. Cl.** ..... **D12/317**

(58) **Field of Search** ..... D12/300; 114/219, 114/218, 343, 364

FIG. 3 is a top view of the boat fender support of FIG. 1; FIG. 4 is a bottom view of the boat fender support of FIG. 1; and,

(56) **References Cited**

FIG. 5 is a perspective view of the boat fender support of FIG. 1 shown in use.

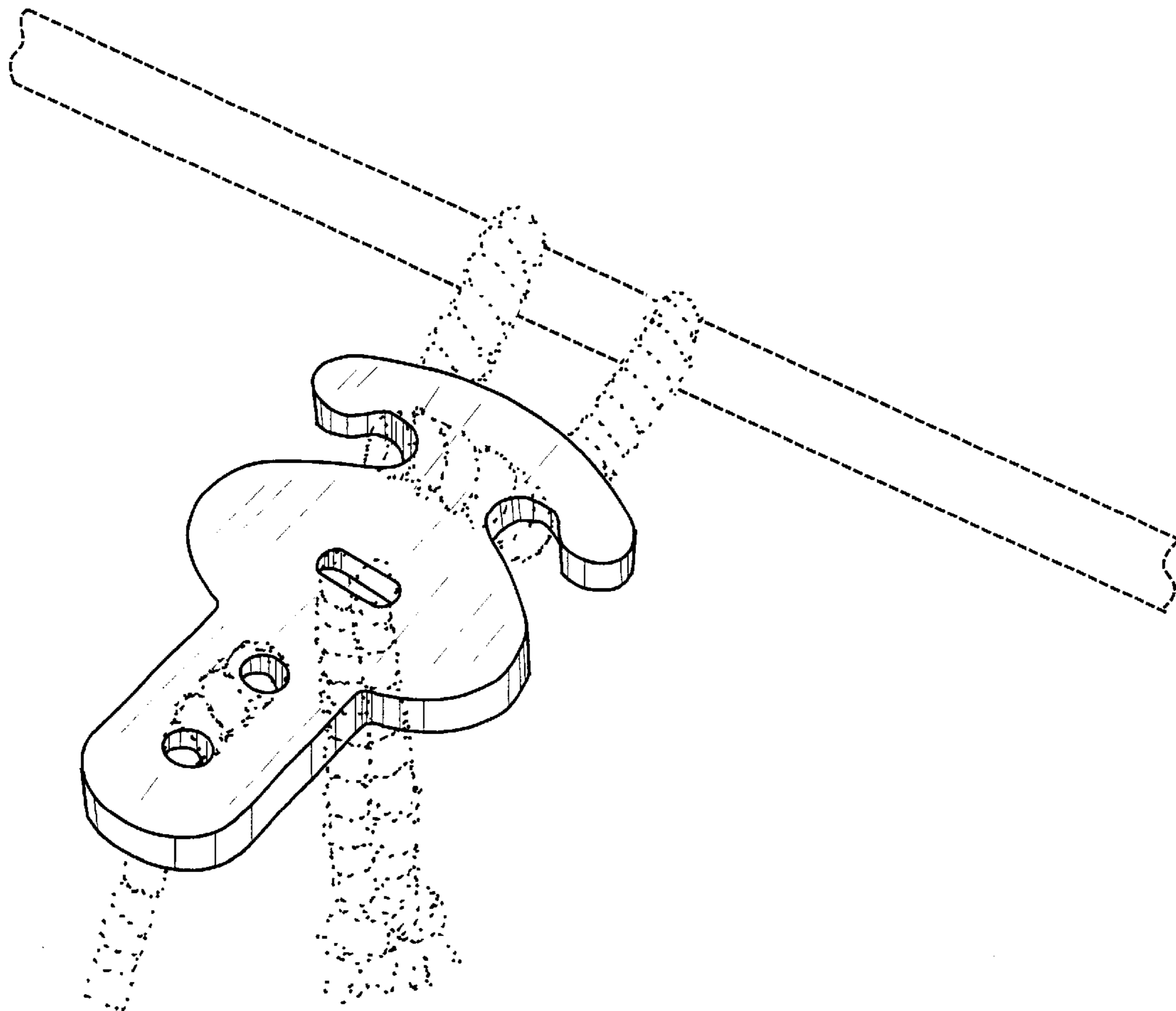
**U.S. PATENT DOCUMENTS**

1,072,556 A *	9/1913	Wood	24/130
3,055,334 A *	9/1962	Allen	114/218
5,676,508 A *	10/1997	Weicht	114/218

The broken line showing of environmental structure in FIG. 5 is for illustrative purposes only and forms no part of the claimed design.

\* cited by examiner

**1 Claim, 2 Drawing Sheets**



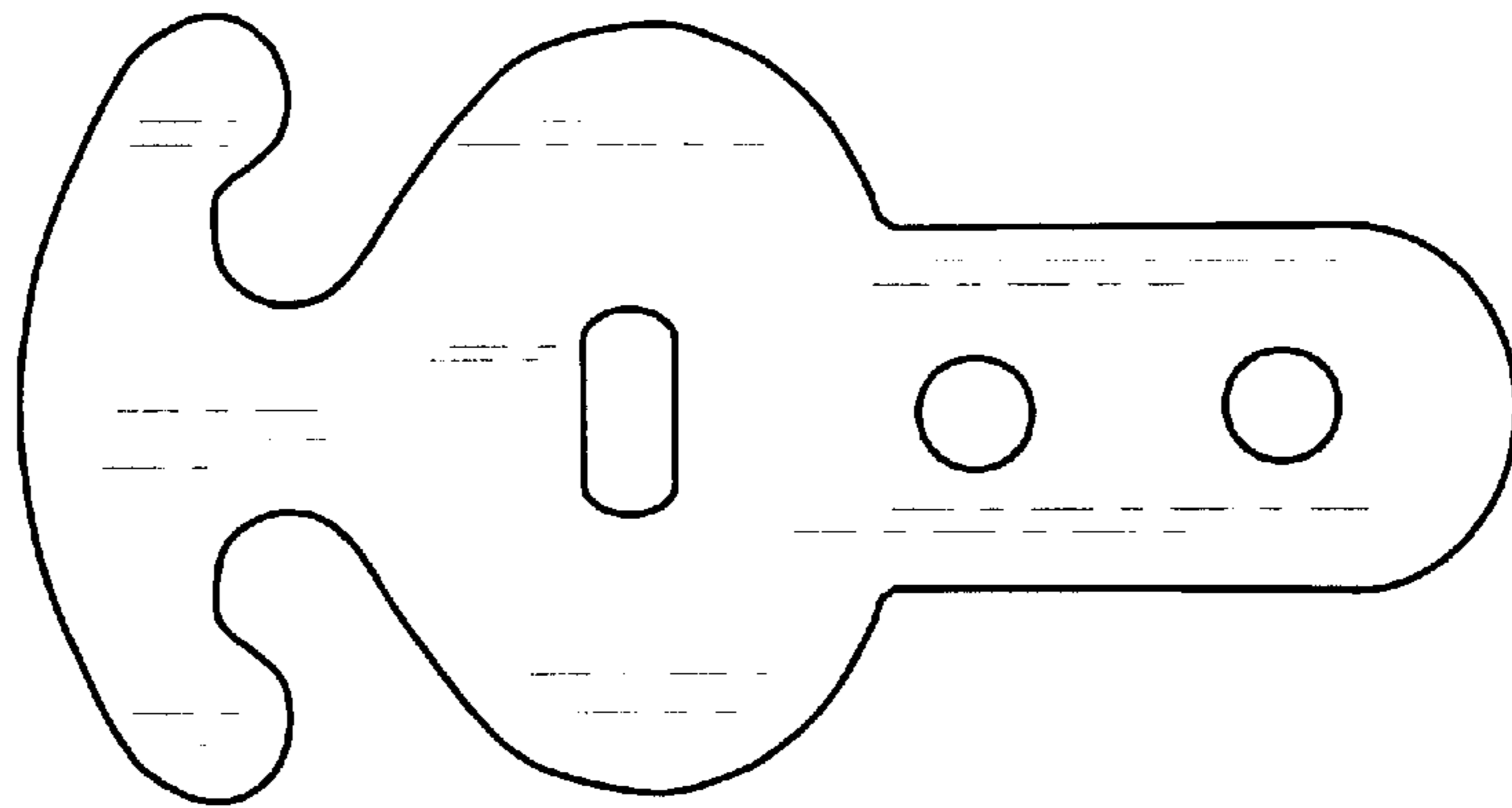


FIG. 1

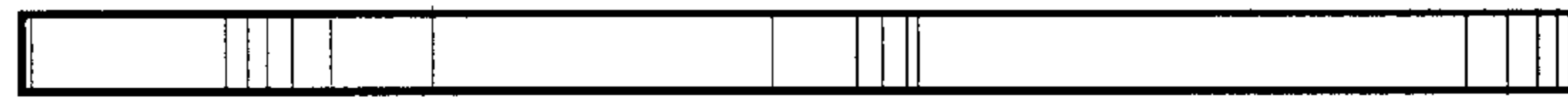


FIG. 2

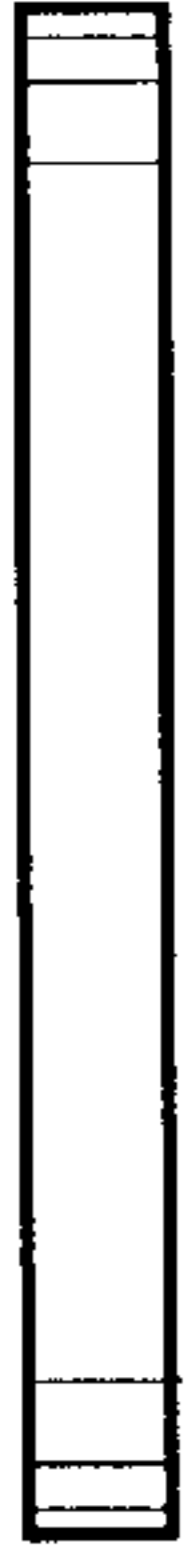


FIG. 3



FIG. 4

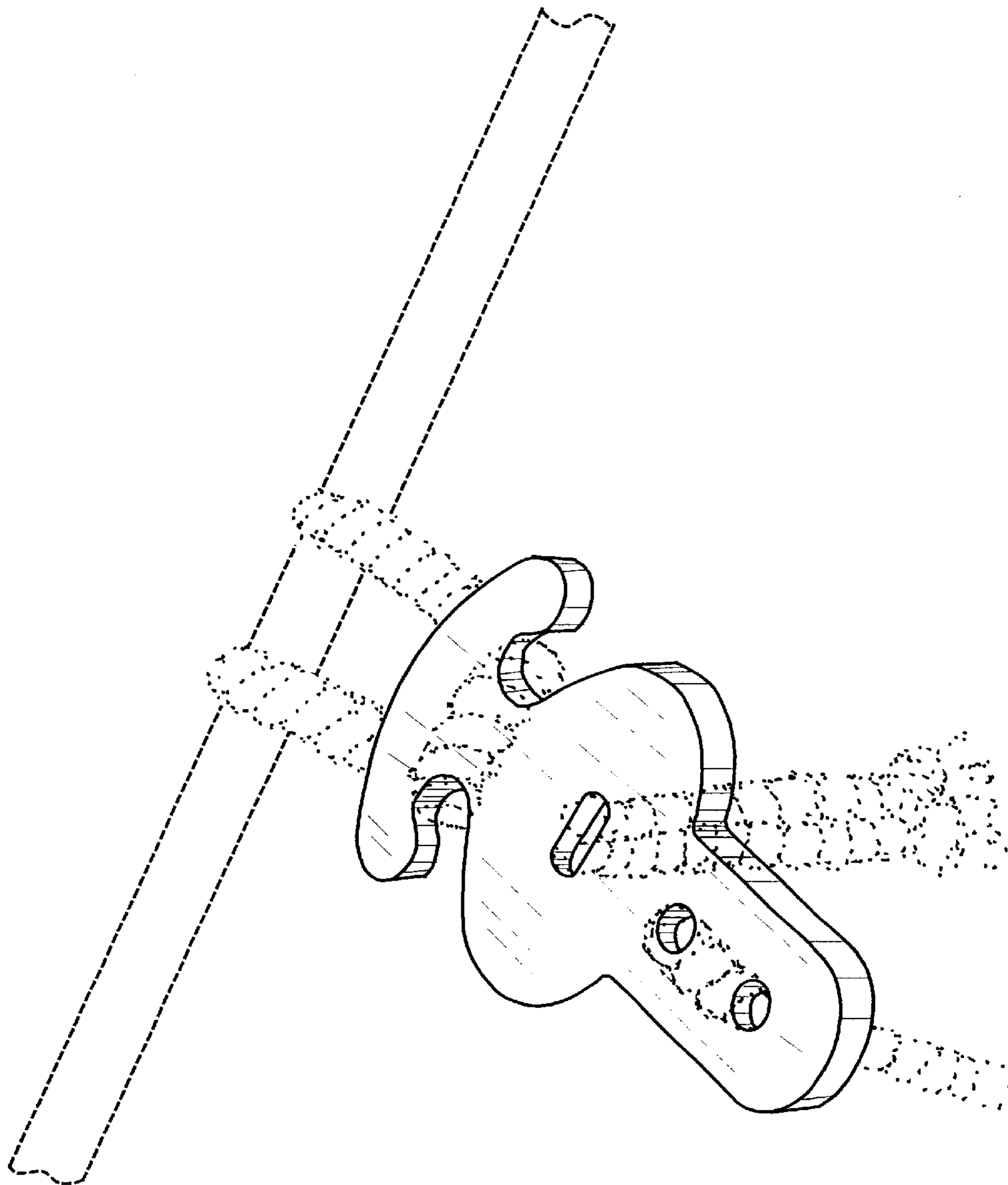


FIG. 5