



US00D480999S

(12) **United States Design Patent**
Shimizugami

(10) **Patent No.:** **US D480,999 S**

(45) **Date of Patent:** **** Oct. 21, 2003**

(54) **TANK CAP**

(75) **Inventor:** **Tsutomu Shimizugami, Hyogo (JP)**

(73) **Assignee:** **Kawasaki Jukogyo Kabushiki Kaisha, Hyogo (JP)**

(**) **Term:** **14 Years**

(21) **Appl. No.:** **29/166,928**

(22) **Filed:** **Sep. 6, 2002**

(30) **Foreign Application Priority Data**

Mar. 7, 2002 (JP) 2002-005898

(51) **LOC (7) Cl.** **12-16**

(52) **U.S. Cl.** **D12/197**

(58) **Field of Search** D12/197, 110,
D12/114, 198, 218; D9/453-454, 439, 451;
220/86.1, 86.2, DIG. 33, 288, 4.14, 582,
DIG. 32, 310.1, 378; 280/830; D23/260

(56) **References Cited**

U.S. PATENT DOCUMENTS

- D59,390 S * 10/1921 Guilder D12/197
- D91,389 S * 1/1934 Franklin D12/197
- D342,924 S * 1/1994 Hogg D12/197
- D353,357 S * 12/1994 Weinberg et al. D12/197
- D363,909 S * 11/1995 Carnett D12/197

- D397,320 S * 8/1998 Hoagland, IV D12/197
- D422,255 S * 4/2000 Gonzales D12/197
- D453,011 S * 1/2002 Canady D12/197
- D455,107 S * 4/2002 Zimmerman D12/197
- D459,284 S * 6/2002 Canady D12/197

* cited by examiner

Primary Examiner—Stacia Cadmus

(74) *Attorney, Agent, or Firm*—Marshall, Gerstein & Borun LLP

(57) **CLAIM**

The ornamental design for a tank cap, as shown and described.

DESCRIPTION

FIG. 1 is a front view of a tank cap in accordance with the present invention;
 FIG. 2 is a rear view thereof;
 FIG. 3 is a right side view thereof;
 FIG. 4 is a left side view thereof;
 FIG. 5 is a bottom view thereof;
 FIG. 6 is a top plan view thereof;
 FIG. 7 is a cross-sectional view taken through line 7—7 of FIG. 1;
 FIG. 8 is cross-sectional view taken through line 8—8 of FIG. 6; and,
 FIG. 9 is a perspective view taken from the front side.

1 Claim, 6 Drawing Sheets

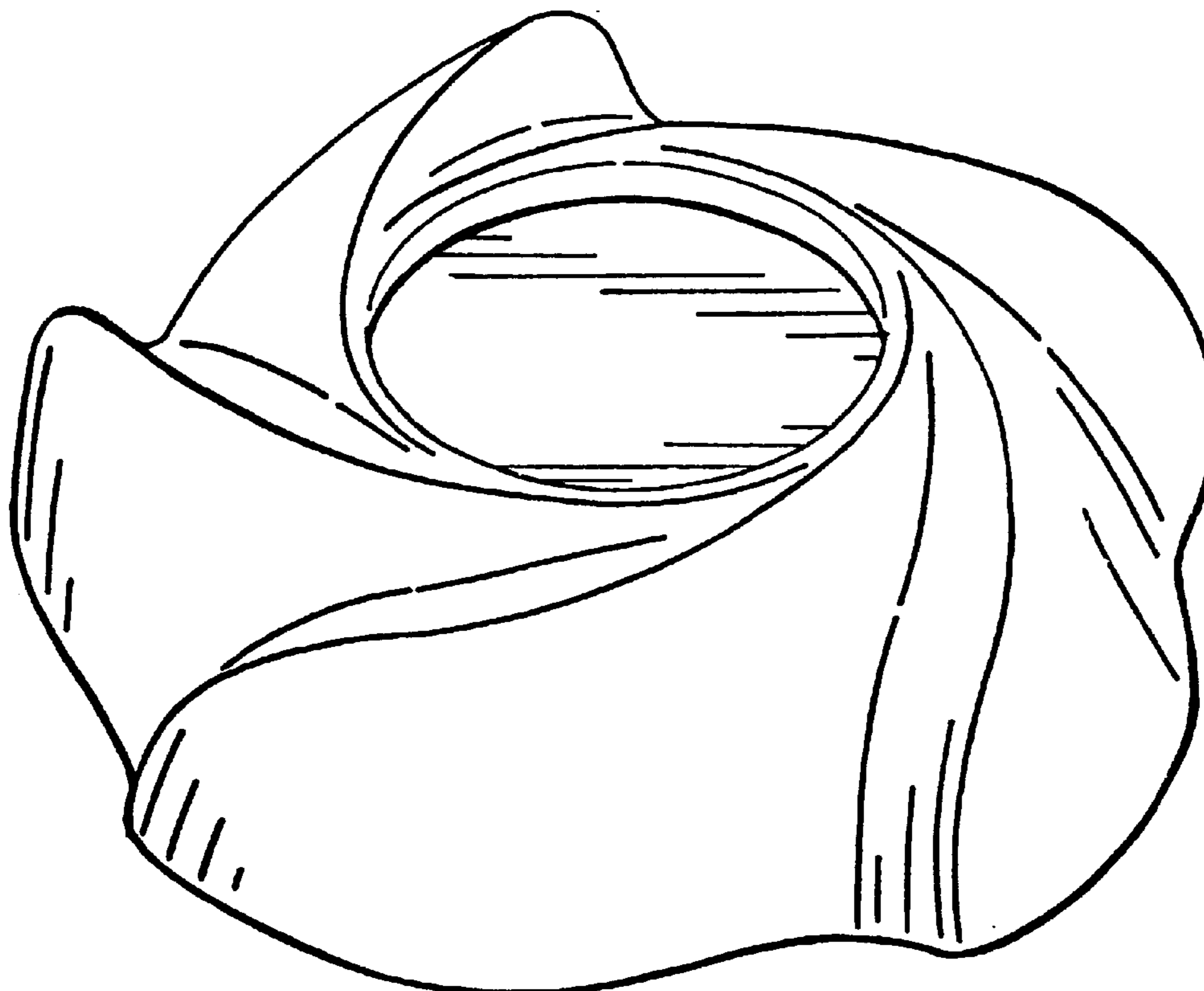


FIG. 1

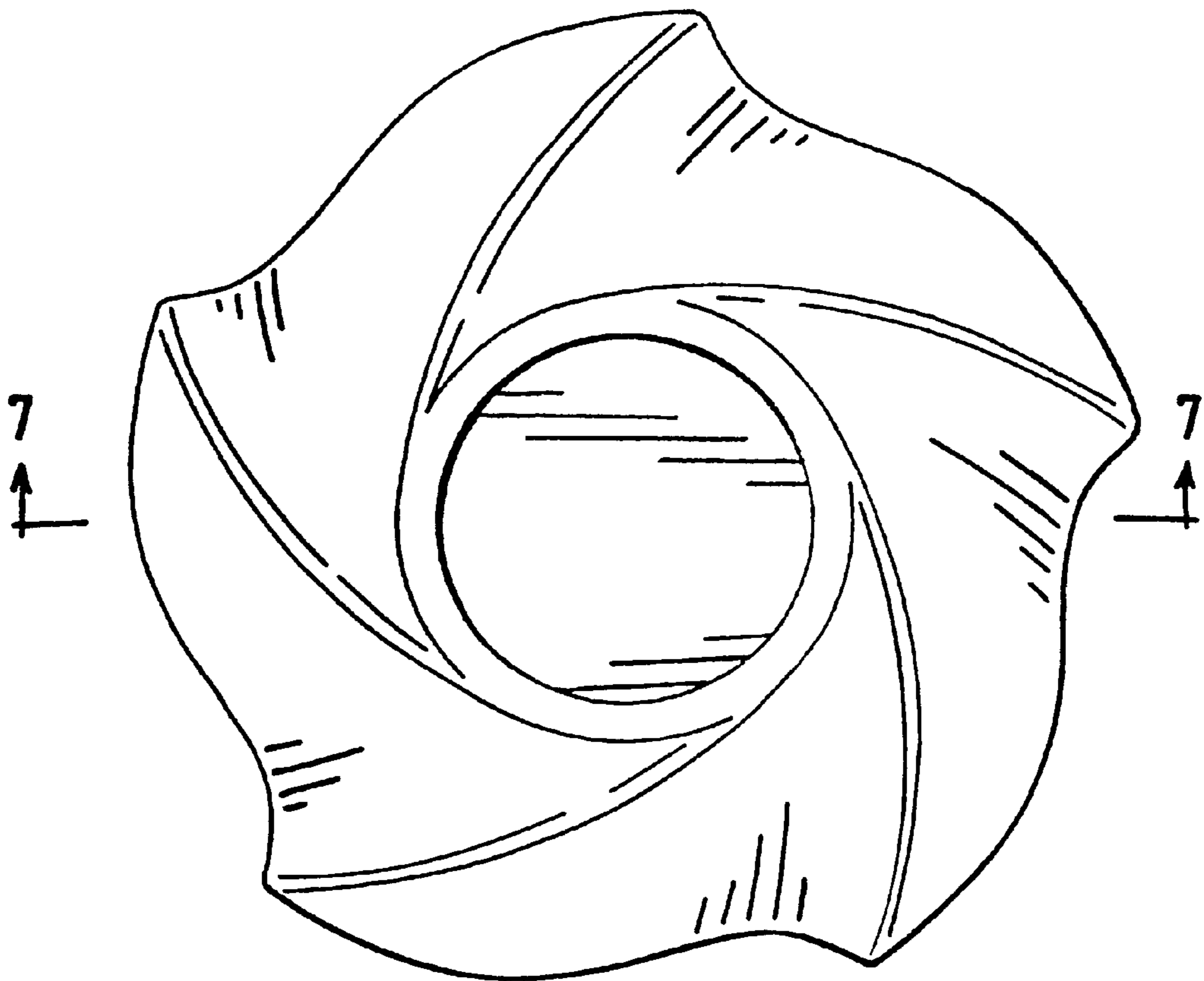


FIG. 2

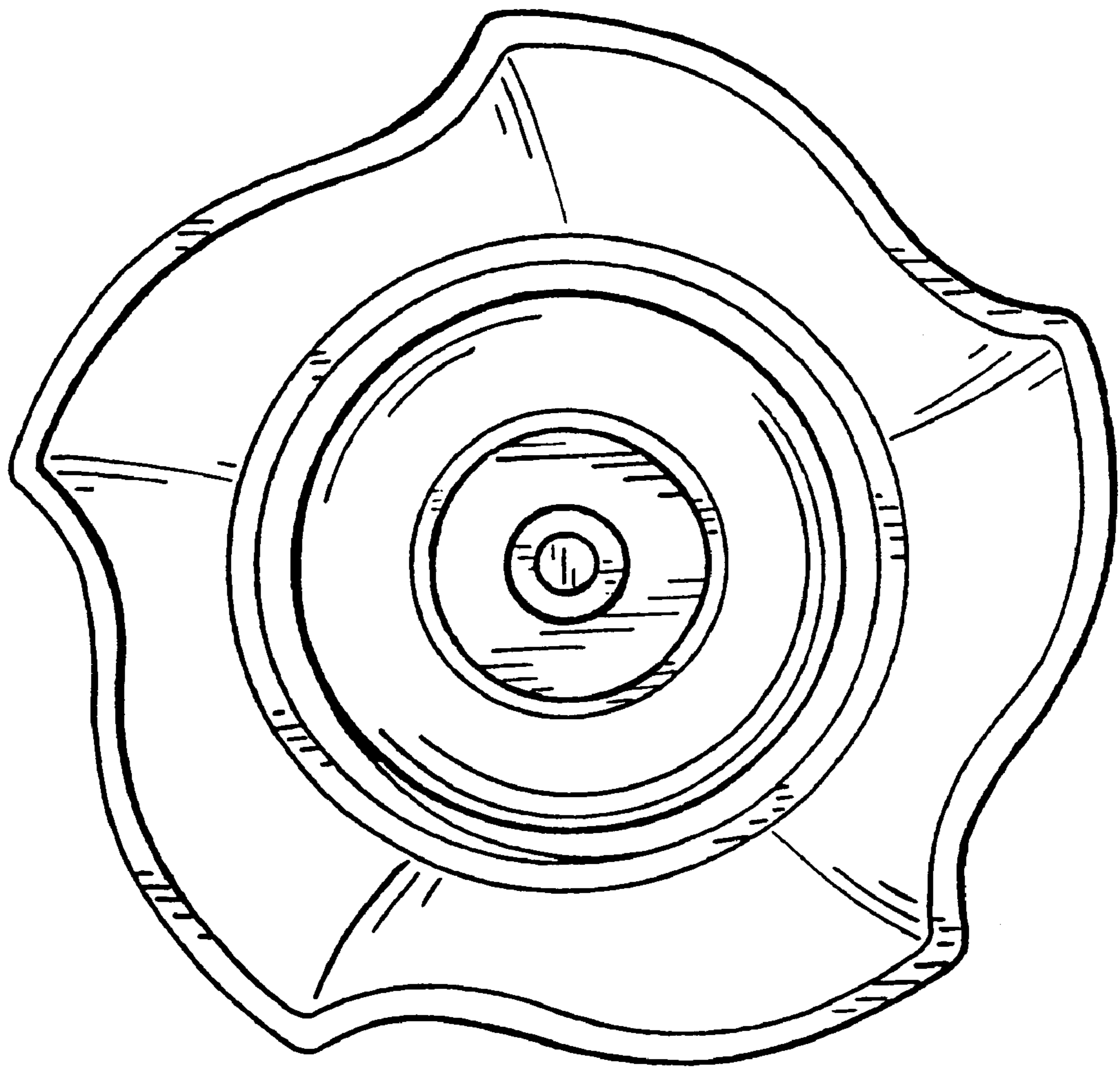


FIG. 3




FIG. 4




FIG. 5




FIG. 6




FIG. 7

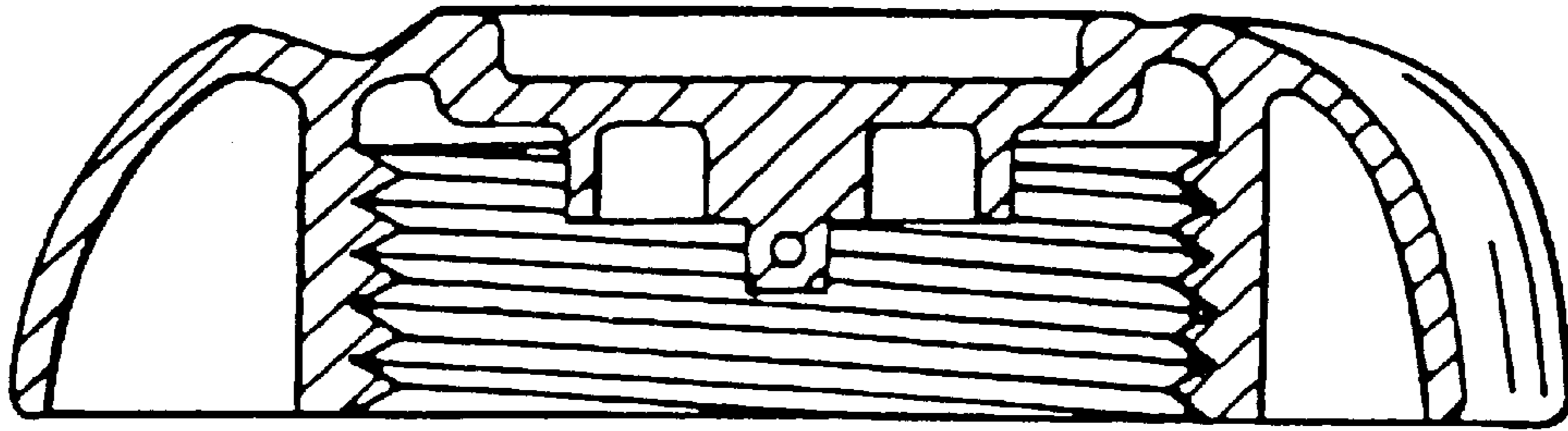


FIG. 8

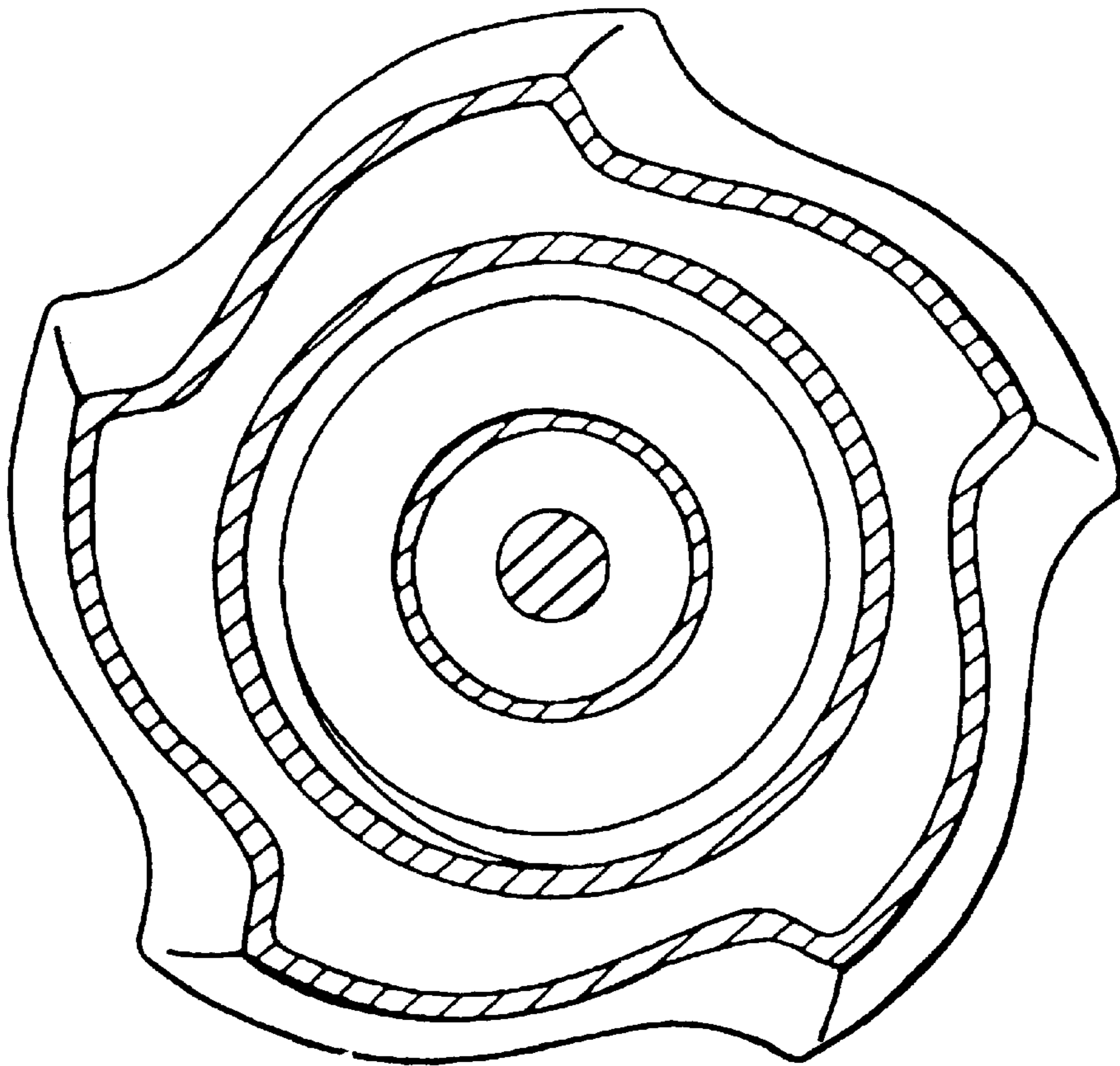


FIG. 9

