



US00D480989S

(12) **United States Design Patent**
Modolo

(10) **Patent No.:** **US D480,989 S**

(45) **Date of Patent:** **** Oct. 21, 2003**

(54) **WATCH BUCKLE**

(75) **Inventor:** **Dino Modolo**, La Chaux-de-Fonds
(CH)

(73) **Assignee:** **Luxury Timepieces International SA**,
Neuchatel (CH)

(**) **Term:** **14 Years**

(21) **Appl. No.:** **29/162,176**

(22) **Filed:** **Jun. 12, 2002**

(30) **Foreign Application Priority Data**

Dec. 13, 2001 (WO) DMA/005 543

(51) **LOC (7) Cl.** **02-07**

(52) **U.S. Cl.** **D11/234**

(58) **Field of Search** D11/200, 201,
D11/210, 212-214, 216, 218, 230-231,
234, 236, 86-87; D10/32; 24/196, 316,
326, 616, 644

(56) **References Cited**

U.S. PATENT DOCUMENTS

D28,505 S * 4/1898 Noble D11/237

D213,419 S * 3/1969 Aigner D11/232
D216,072 S * 11/1969 Aigner D11/230
D217,534 S * 5/1970 Aigner D11/230
D268,377 S * 3/1983 Fera, Sr. D11/237
D289,623 S * 5/1987 Inoue et al. D11/237
D290,589 S * 6/1987 Watanabe D11/234
D323,993 S * 2/1992 Lee D10/32
D393,807 S * 4/1998 Houlihan et al. D10/32

* cited by examiner

Primary Examiner—Ralf Seifert

(74) *Attorney, Agent, or Firm*—Sughrue Mion, PLLC

(57) **CLAIM**

The ornamental design for a watch buckle, as shown.

DESCRIPTION

FIG. 1 is a perspective view of the front and right side of a watch buckle showing my new design;
FIG. 2 is a front elevational view thereof;
FIG. 3 is a rear elevational view thereof;
FIG. 4 is a right side elevational view thereof;
FIG. 5 is a left side elevational view thereof;
FIG. 6 is an end view of one end thereof; and,
FIG. 7 is an end view of the opposite end thereof.

1 Claim, 2 Drawing Sheets




FIG. 1




FIG. 2



FIG. 3



FIG. 4



FIG. 6




FIG. 5




FIG. 7

