



US00D480977S

(12) **United States Design Patent**
Wawro et al.

(10) **Patent No.:** **US D480,977 S**

(45) **Date of Patent:** **** Oct. 21, 2003**

(54) **THERMOMETRY PROBE**

6,461,037 B1 * 10/2002 O'Leary 374/158
6,495,806 B2 * 12/2002 Siefert 374/164 X

(75) Inventors: **Thaddeus J. Wawro**, Auburn, NY (US); **Alan S. Knieriem**, Baldwinsville, NY (US); **Robert S. Englert**, Syracuse, NY (US); **Chad P. Paris**, Camillus, NY (US); **Scott W. Osiecki**, Skaneateles, NY (US)

* cited by examiner

Primary Examiner—Antoine Duval Davis
(74) *Attorney, Agent, or Firm*—Wall Marjama & Bilinski LLP

(73) Assignee: **Welch Allyn, Inc.**, Skaneateles Falls, NY (US)

(57) **CLAIM**

The ornamental design for a thermometry probe, as shown and described.

(**) Term: **14 Years**

DESCRIPTION

(21) Appl. No.: **29/168,487**

FIG. 1 is a rear perspective view of the thermometry probe of the invention (with a connection cable used therewith shown in phantom);

(22) Filed: **Oct. 3, 2002**

FIG. 2 is a side elevation view of the thermometry probe thereof;

(51) **LOC (7) Cl.** **10-04**

(52) **U.S. Cl.** **D10/60**

(58) **Field of Search** D10/60; 374/158, 374/164, 208, 209; 600/549; 700/300; 702/131

FIG. 3 is a top view of the thermometry probe thereof;

FIG. 4 is a bottom view of the thermometry probe thereof;

FIG. 5 is a rear-end view of the thermometry probe; and,

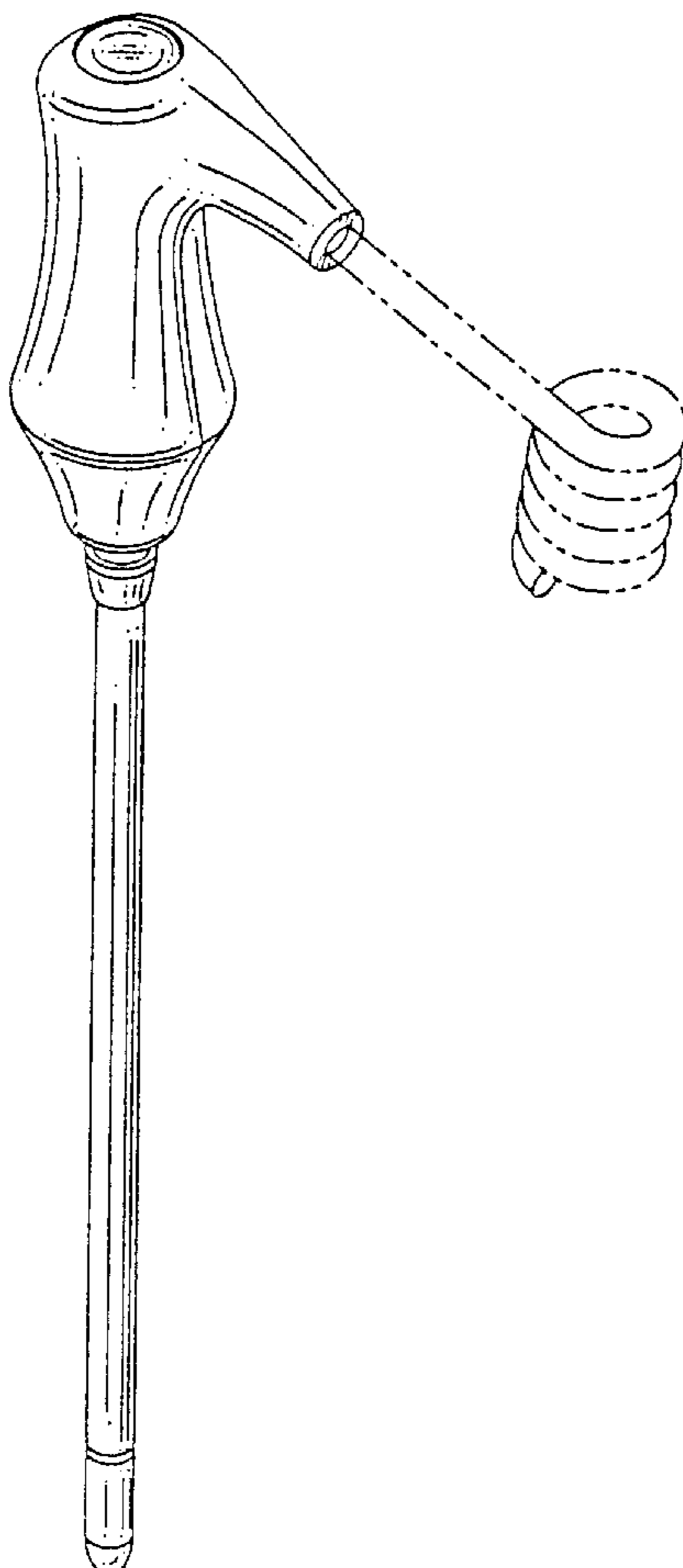
FIG. 6 is a front-end view of the thermometry probe thereof.

(56) **References Cited**

U.S. PATENT DOCUMENTS

D250,753 S * 1/1979 Turner et al. D10/60

1 Claim, 2 Drawing Sheets



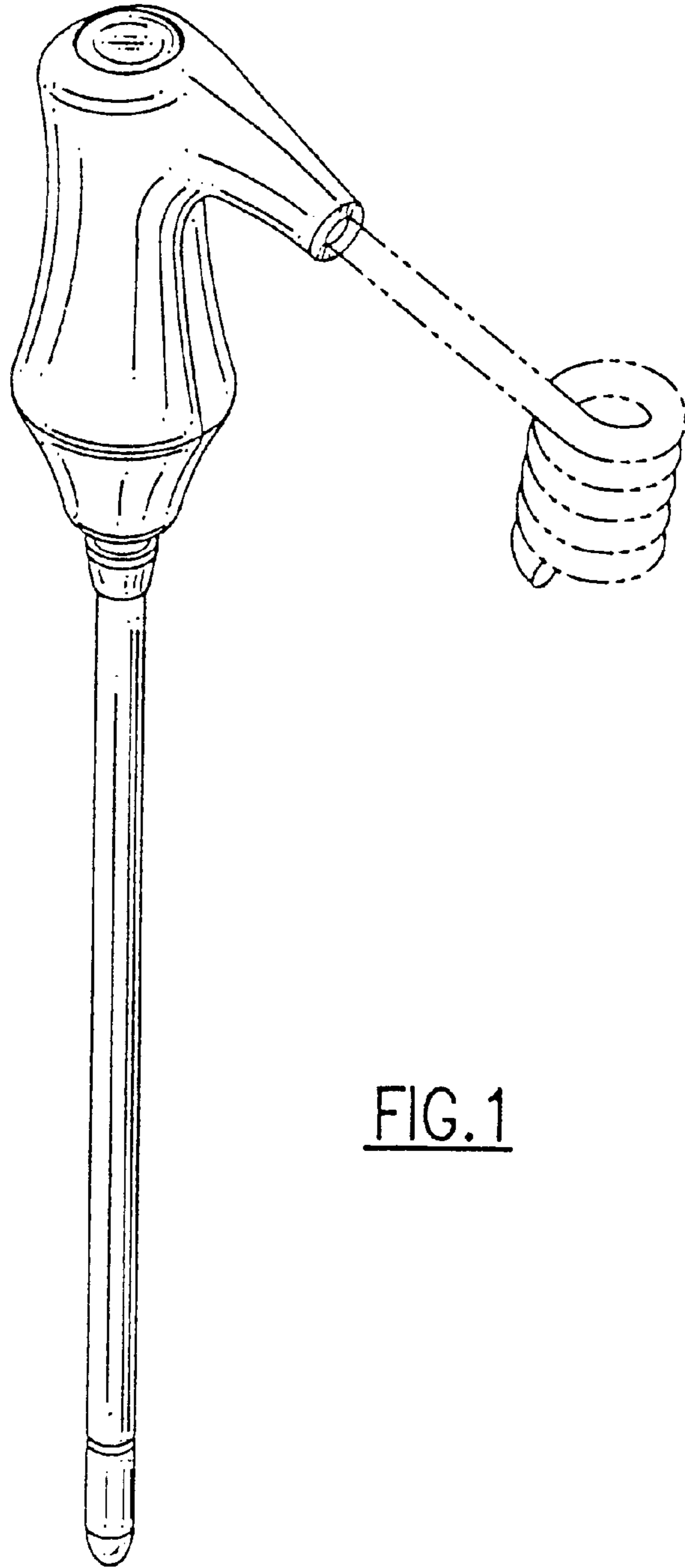


FIG. 1

FIG.5

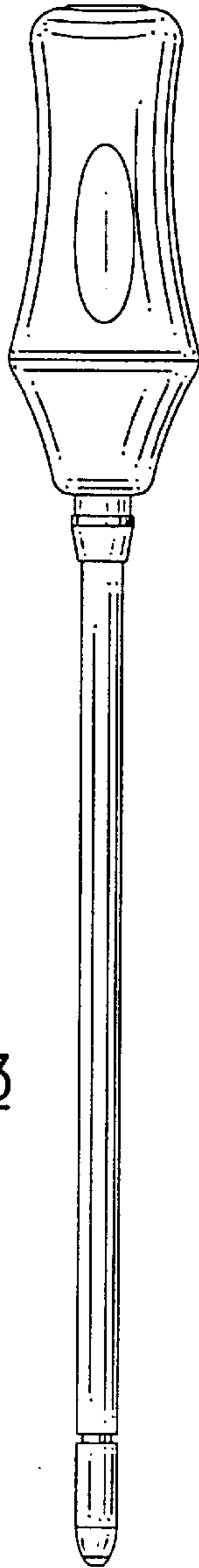
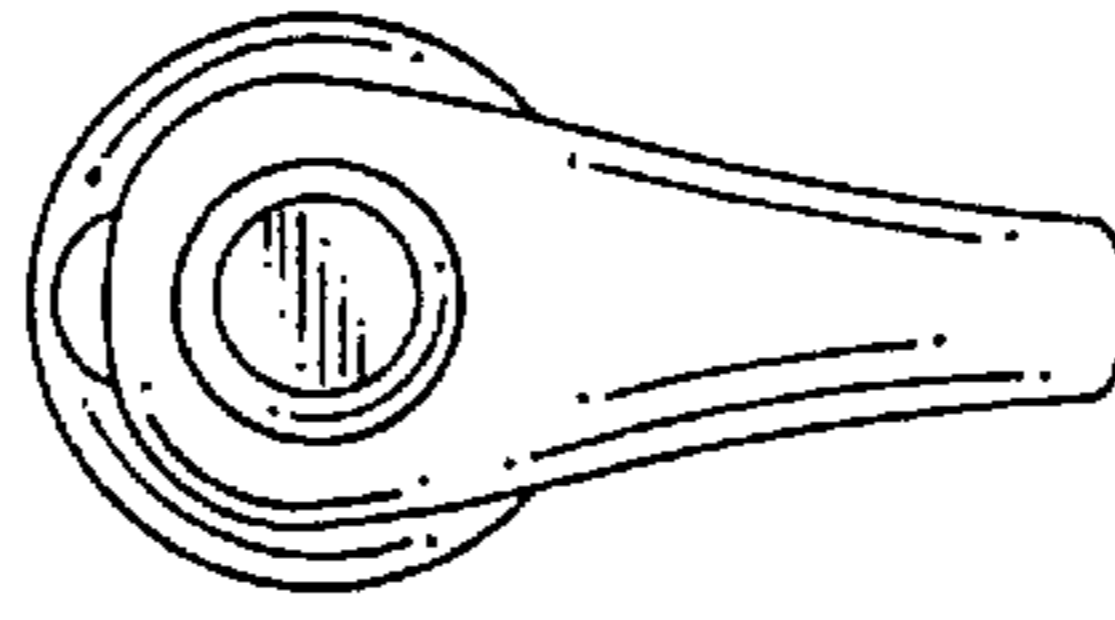


FIG.3

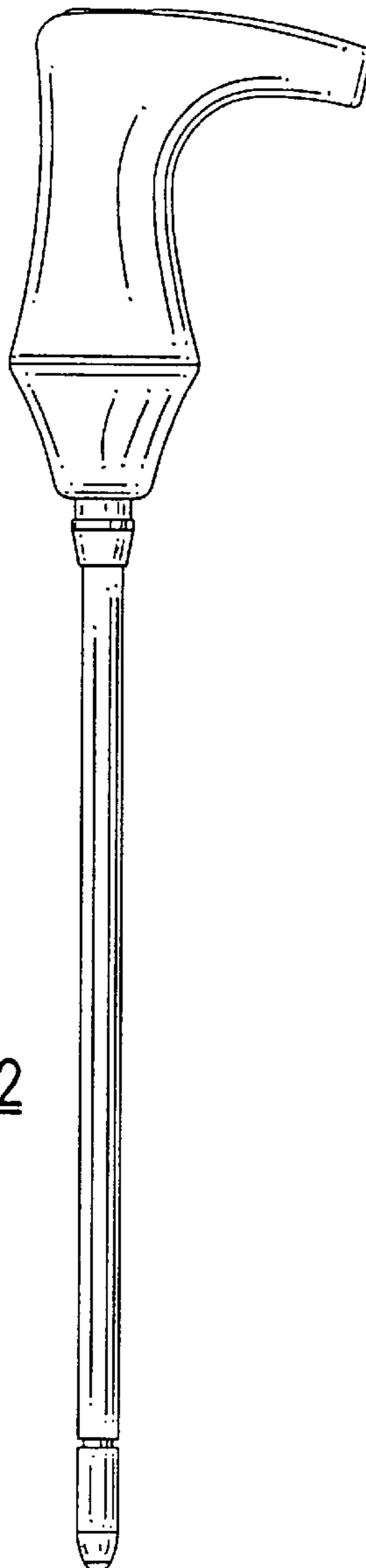


FIG.2

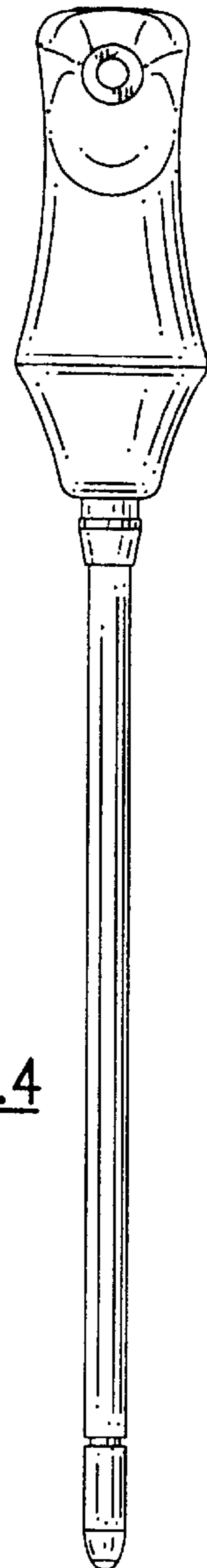


FIG.4

FIG.6

