



US00D480951S

(12) **United States Design Patent**
Robinson

(10) **Patent No.:** **US D480,951 S**

(45) **Date of Patent:** **** Oct. 21, 2003**

(54) **SCREW**

(76) Inventor: **Wallace B. Robinson**, 8421 NE.
County Line Rd., Riverdale, MI (US)
48877

(**) Term: **14 Years**

(21) Appl. No.: **29/171,061**

(22) Filed: **Nov. 15, 2002**

(51) **LOC (7) Cl.** **08-08**

(52) **U.S. Cl.** **D8/387**

(58) **Field of Search** D8/387; 411/411,
411/378, 409, 423, 373

(56) **References Cited**

U.S. PATENT DOCUMENTS

104,609 A * 6/1870 Luther et al. 411/373

118,400 A * 8/1871 Sparks 411/373

D338,393 S * 8/1993 Mine D8/387

D407,302 S * 3/1999 Lawson D8/387

D424,416 S * 5/2000 Gary et al. D8/387

D475,262 S * 6/2003 Hsieh D8/42

* cited by examiner

Primary Examiner—Holly Baynham


(57) **CLAIM**

The ornamental design for a screw, as shown and described.

DESCRIPTION

FIG. 1 is a front elevational view of a screw showing my new design, the rear elevational view, top plan and bottom plan views being the same thereas; FIG. 2 is a left side view thereof; and, FIG. 3 is a right side view thereof.

1 Claim, 1 Drawing Sheet






FIG. 1

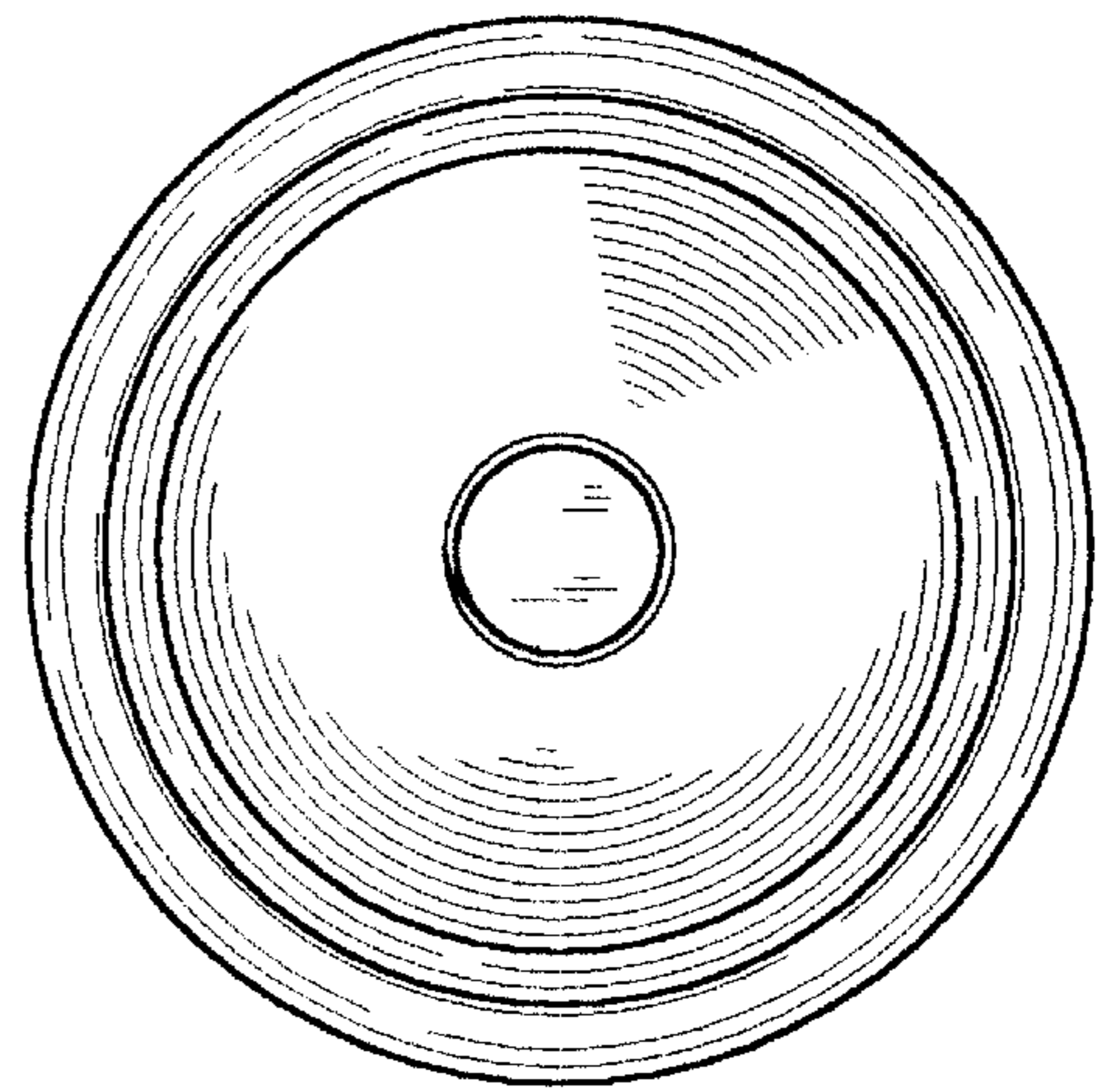


FIG. 2

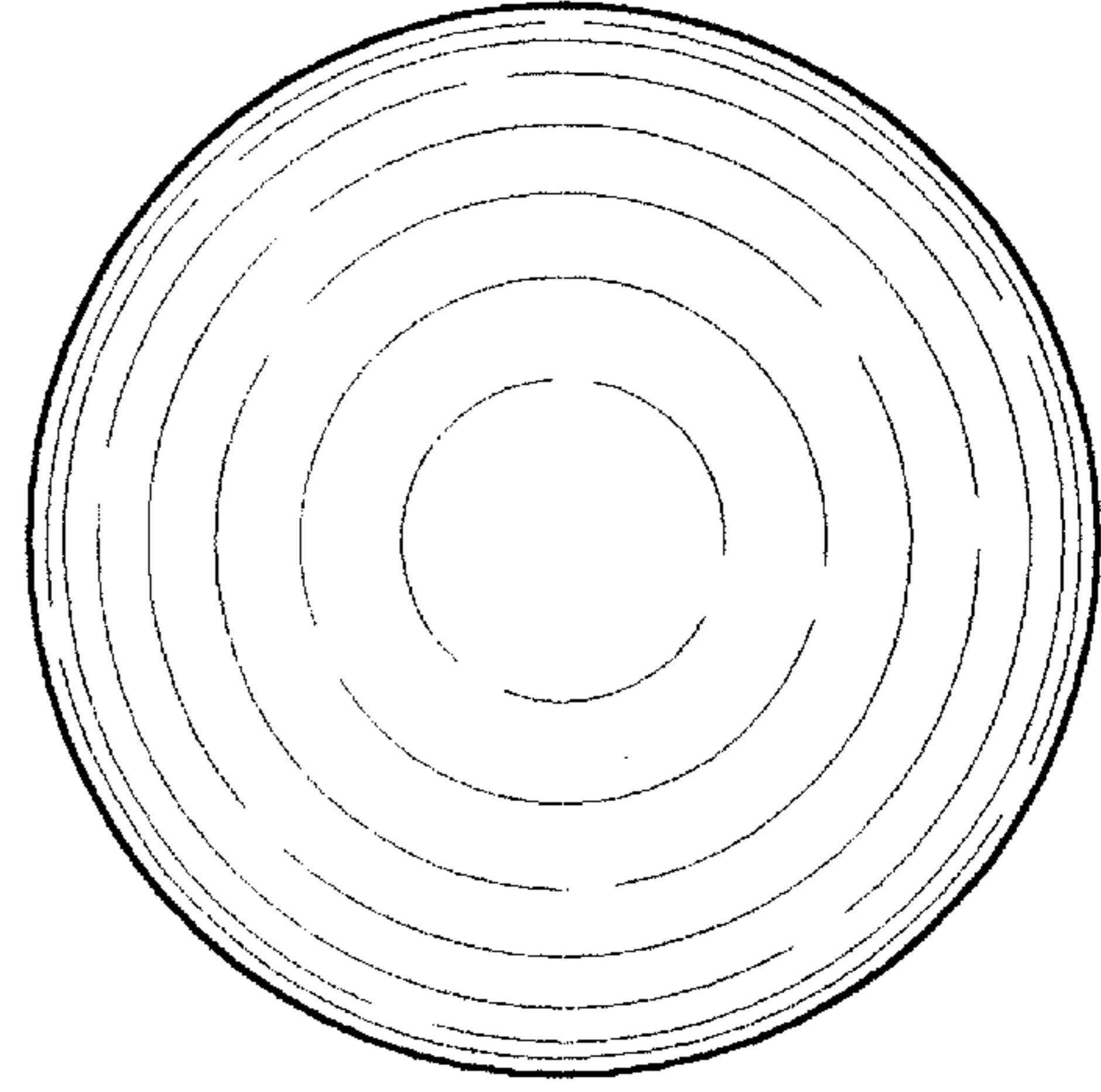


FIG. 3