



US00D480935S

(12) **United States Design Patent**
Farce

(10) **Patent No.:** **US D480,935 S**

(45) **Date of Patent:** **** Oct. 21, 2003**

(54) **CAP REMOVER**

(75) Inventor: **Jean-Michel Farce**, Paris (FR)

(73) Assignee: **Sanpellegrino S.p.A.**, Milan (IT)

(**) Term: **14 Years**

(21) Appl. No.: **29/170,185**

(22) Filed: **Nov. 1, 2002**

(30) **Foreign Application Priority Data**

May 3, 2002 (IT) MI200200312

(51) **LOC (7) Cl.** **07-99**

(52) **U.S. Cl.** **D8/40; D8/19**

(58) **Field of Search** D8/17-19, 33-43;
7/151-156; 30/400-450; 81/3.07-3.49

(56) **References Cited**

U.S. PATENT DOCUMENTS

D407,283 S * 3/1999 Schwab D8/40

D440,134 S * 4/2001 Brix-Hansen D8/33

D458,097 S * 6/2002 de la Guardia D8/33

* cited by examiner

Primary Examiner—Caron D. Veynar

(74) *Attorney, Agent, or Firm*—Welsh & Katz, Ltd.

(57) **CLAIM**

The ornamental design for a cap remover, as shown and described.

DESCRIPTION

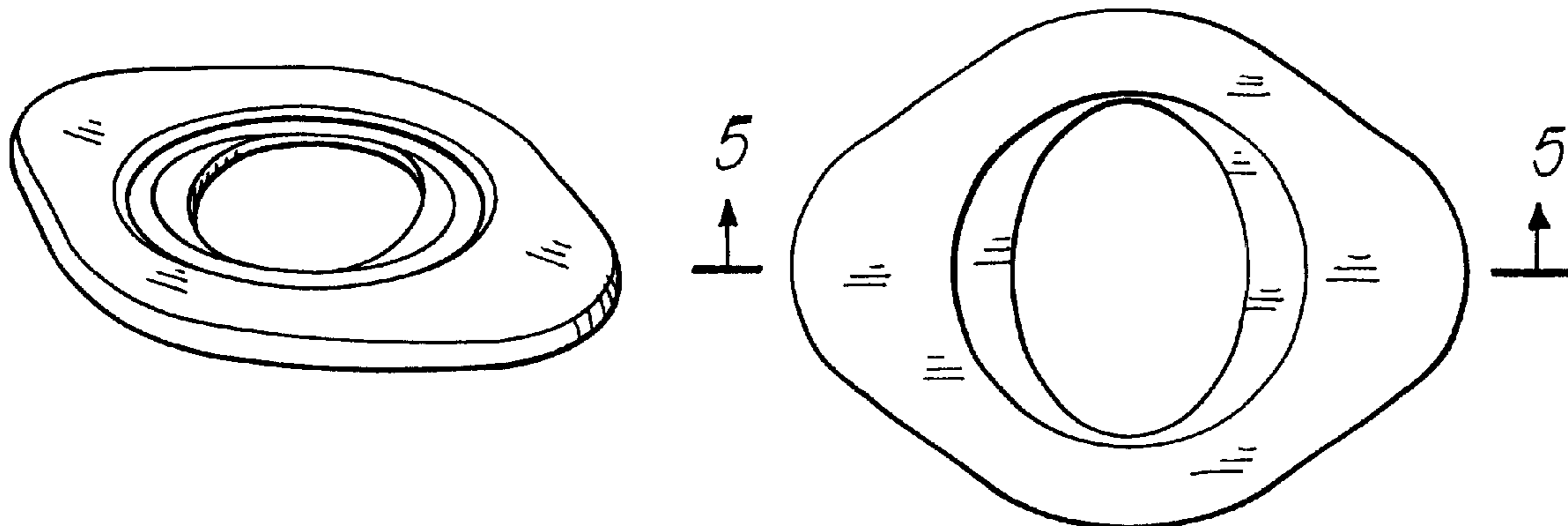
FIG. 1 is a perspective view of the cap remover, showing my new design;

FIG. 2 is a plan view from above, view from below being mirror-like;

FIG. 3 is a front view thereof, rear view being mirror-like; FIG. 4 is a side view thereof, the other side view being mirror-like; and,

FIG. 5 is a cross section view taken along line 5—5 in FIG. 2.

1 Claim, 1 Drawing Sheet



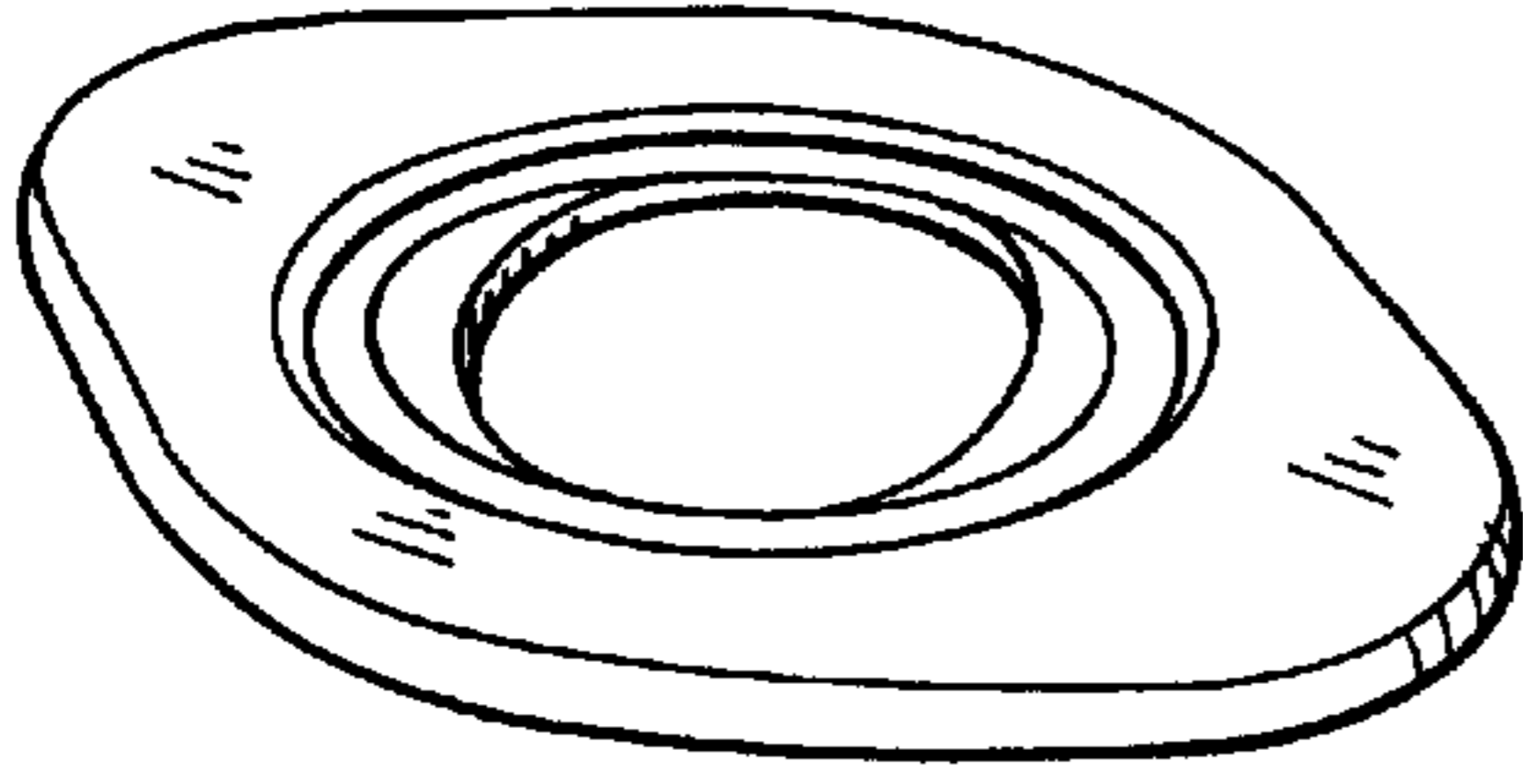


Fig. 1

Fig. 2


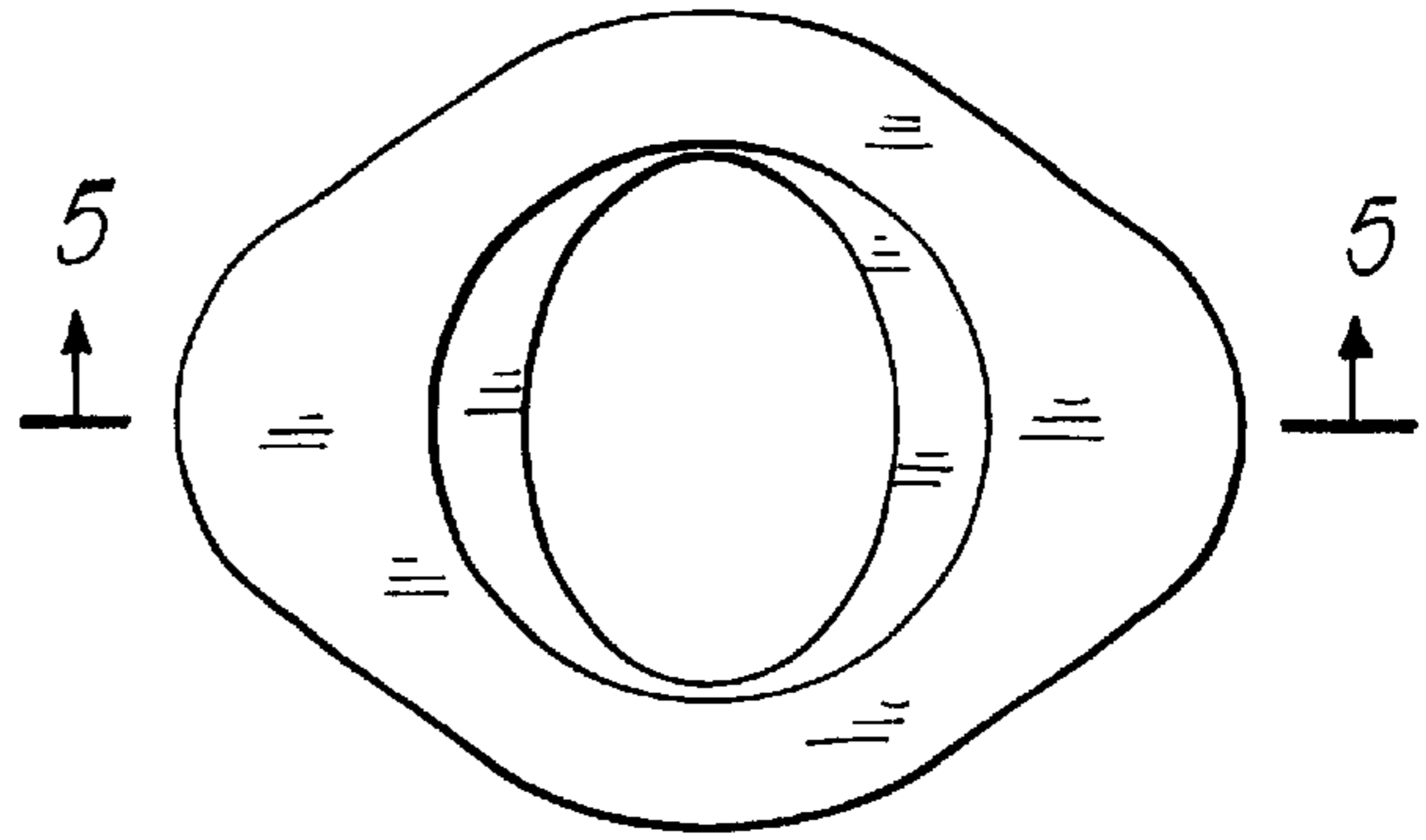


Fig. 3

Fig. 4





Fig. 5