



US00D480897S

(12) **United States Design Patent**
Wanek et al.

(10) **Patent No.:** **US D480,897 S**

(45) **Date of Patent:** **** Oct. 21, 2003**

(54) **DRESSER**

(75) Inventors: **Ronald G. Wanek**, Arcadia, WI (US);
Randy D. Domack, Trempealeau, WI (US)

(73) Assignee: **Ashley Furniture**, Arcadia, WI (US)

(**) Term: **14 Years**

(21) Appl. No.: **29/177,756**

(22) Filed: **Mar. 14, 2003**

(51) **LOC (7) Cl.** **06-04**

(52) **U.S. Cl.** **D6/446**

(58) **Field of Search** D6/432-448, 470;
312/237, 278, 279, 204, 205, 224

(56) **References Cited**

U.S. PATENT DOCUMENTS

D378,031 S	*	2/1997	Keller et al.	D6/445
D390,720 S		2/1998	Lin	
D424,831 S		5/2000	O'Hare	
D433,845 S	*	11/2000	Wilson et al.	D6/446
D439,439 S	*	3/2001	Hazen et al.	D6/441
D441,569 S		5/2001	Vaaler	
D450,202 S		11/2001	McDaniel et al.	
D450,203 S		11/2001	Vaaler	
D467,095 S		12/2002	Vaaler	
D469,626 S		2/2003	Vaaler	

OTHER PUBLICATIONS

Furniture Today, Shermag Cottage Collection dresser, p. 117, Oct. 19, 1998.*

Furniture Today, Lexington dresser, p. 91, Apr. 3, 2000.*

* cited by examiner

Primary Examiner—Cathron C. Brooks

(74) *Attorney, Agent, or Firm*—Patterson, Thuente, Skaar & Christensen, P.A.

(57) **CLAIM**

The ornamental design for a dresser, as shown and described.

DESCRIPTION

FIG. 1 is a left front perspective view of a dresser showing the design of the present invention.


FIG. 2 is a top view of a dresser showing the design of the present invention.

FIG. 3 is a front elevation view of a dresser showing the design of the present invention; and,

FIG. 4 is a right side elevation view of a dresser showing the design of the present invention.

The bottom and rear views of the dresser are not shown and form no part of the claimed design. The dashed lines represent environmental elements only and form no part of the claimed design.

1 Claim, 3 Drawing Sheets



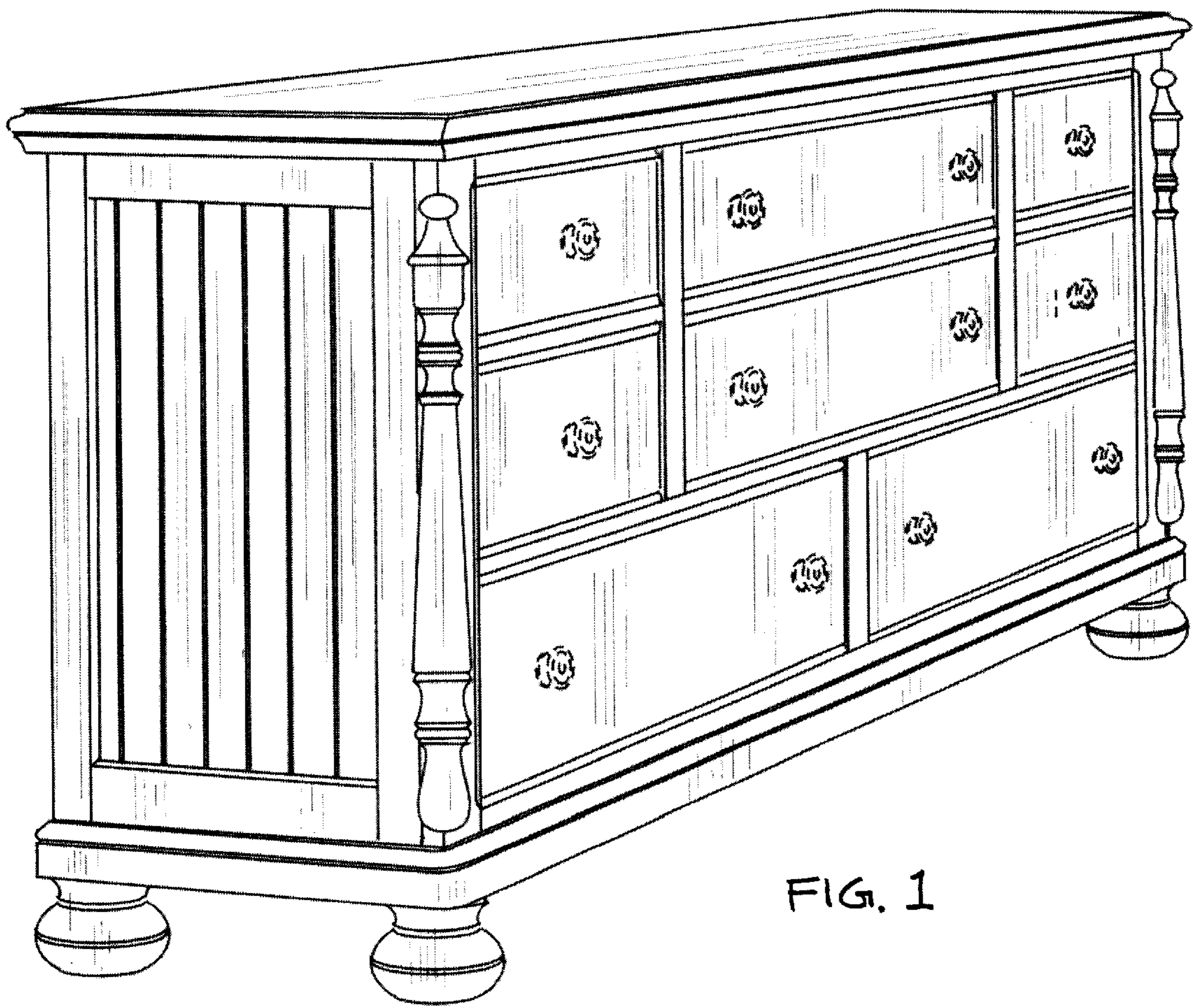


FIG. 1




FIG. 2




FIG. 3




FIG. 4