



US00D480892S

(12) **United States Design Patent**
White

(10) **Patent No.:** **US D480,892 S**

(45) **Date of Patent:** **** Oct. 21, 2003**

(54) **VERTICALLY RETRACTABLE CABINET**

(76) Inventor: **Peter G White**, 2200 1st St. #510,
Moline, IL (US) 61265

(**) Term: **14 Years**

(21) Appl. No.: **29/152,634**

(22) Filed: **Dec. 21, 2001**

(51) **LOC (7) Cl.** **06-04**

(52) **U.S. Cl.** **D6/429; D6/448**

(58) **Field of Search** D6/396, 432-448,
D6/510, 553, 559, 561, 569, 429; 312/194,
196, 204, 330.1, 348.3, 348.4, 247, 312,
306

(56) **References Cited**

U.S. PATENT DOCUMENTS

D97,616 S	*	11/1935	Rockola	D6/438
2,206,664 A		7/1940	Davis		
2,382,354 A		8/1945	Wales		
2,506,086 A		5/1950	Jess		
D161,929 S		2/1951	Hartis		
2,854,307 A	*	9/1958	Londeree	312/247
2,944,540 A		7/1960	Littell, Jr.		
3,415,586 A		12/1968	Hammond		
4,260,206 A	*	4/1981	Smith	312/100
D280,156 S	*	8/1985	Allen et al.	D6/432
D306,665 S	*	3/1990	Wright	D6/440
D363,618 S	*	10/1995	Cramer	D6/446
5,475,949 A		12/1995	McCoy		

D383,622 S	*	9/1997	Thompson	D6/438
D397,262 S	*	8/1998	Thomas	D6/446
D445,280 S	*	7/2001	Staar	D6/446
6,336,692 B1	*	1/2002	Snyder	312/312
6,471,311 B1	*	10/2002	Snyder	312/247

OTHER PUBLICATIONS

HEWI door handle No. 550, HHEWI catalog, Jan. 1982.*

* cited by examiner

Primary Examiner—Cathron C. Brooks

(57) **CLAIM**

The ornamental design for a vertically retractable cabinet, as shown and described.

DESCRIPTION

FIG. 1 is a front elevational view of the vertically retractable cabinet of the present invention;

FIG. 2 is a rear elevational view of the vertically retractable cabinet of FIG. 1;

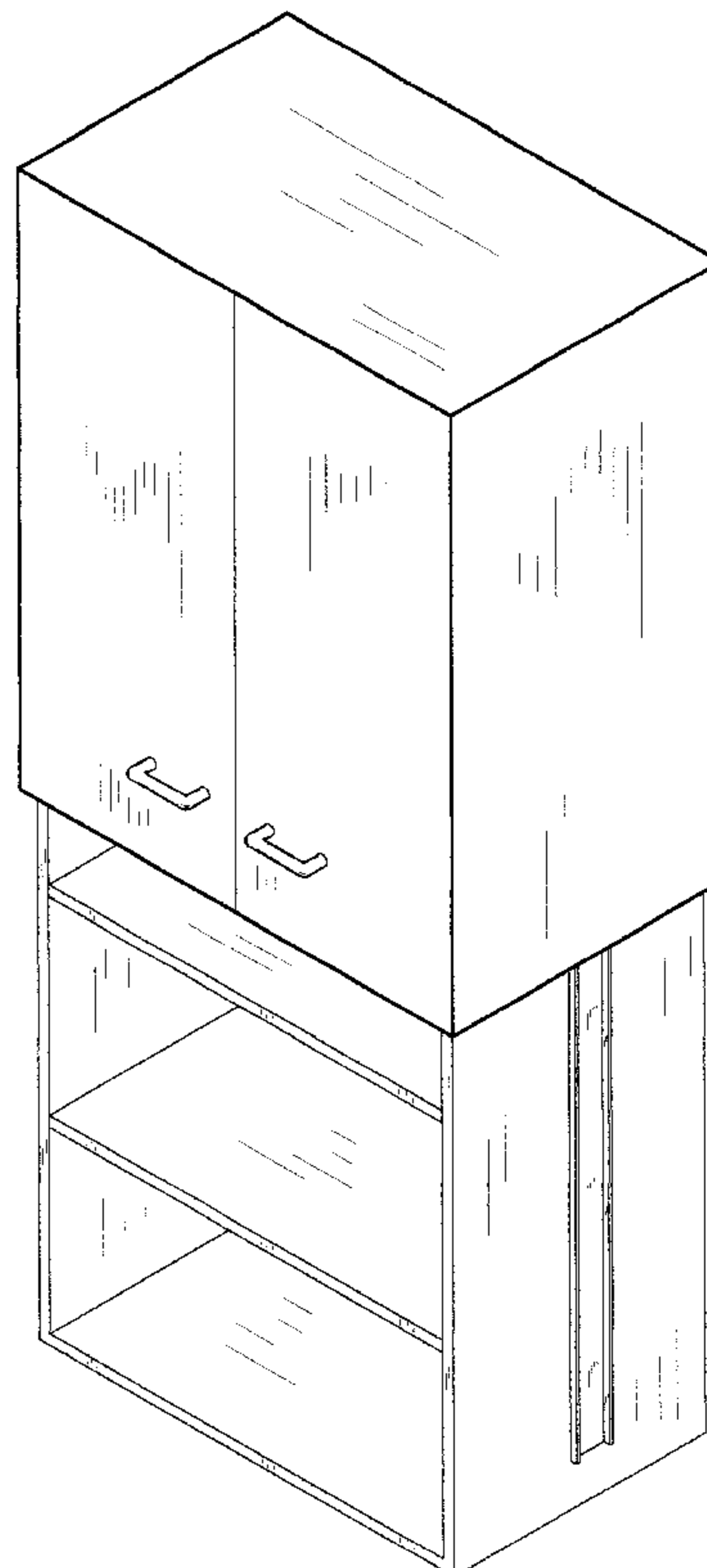

FIG. 3 is a left side elevational view of the vertically retractable cabinet of FIG. 1, the right view being a mirror image thereof;

FIG. 4 is a top plan view of the vertically retractable cabinet of FIG. 1;

FIG. 5 is a bottom plan view of the vertically retractable cabinet of FIG. 1; and,

FIG. 6 is a top, front, right side perspective view in an alternate position (inner cabinet exposed).

1 Claim, 3 Drawing Sheets






FIG. 2

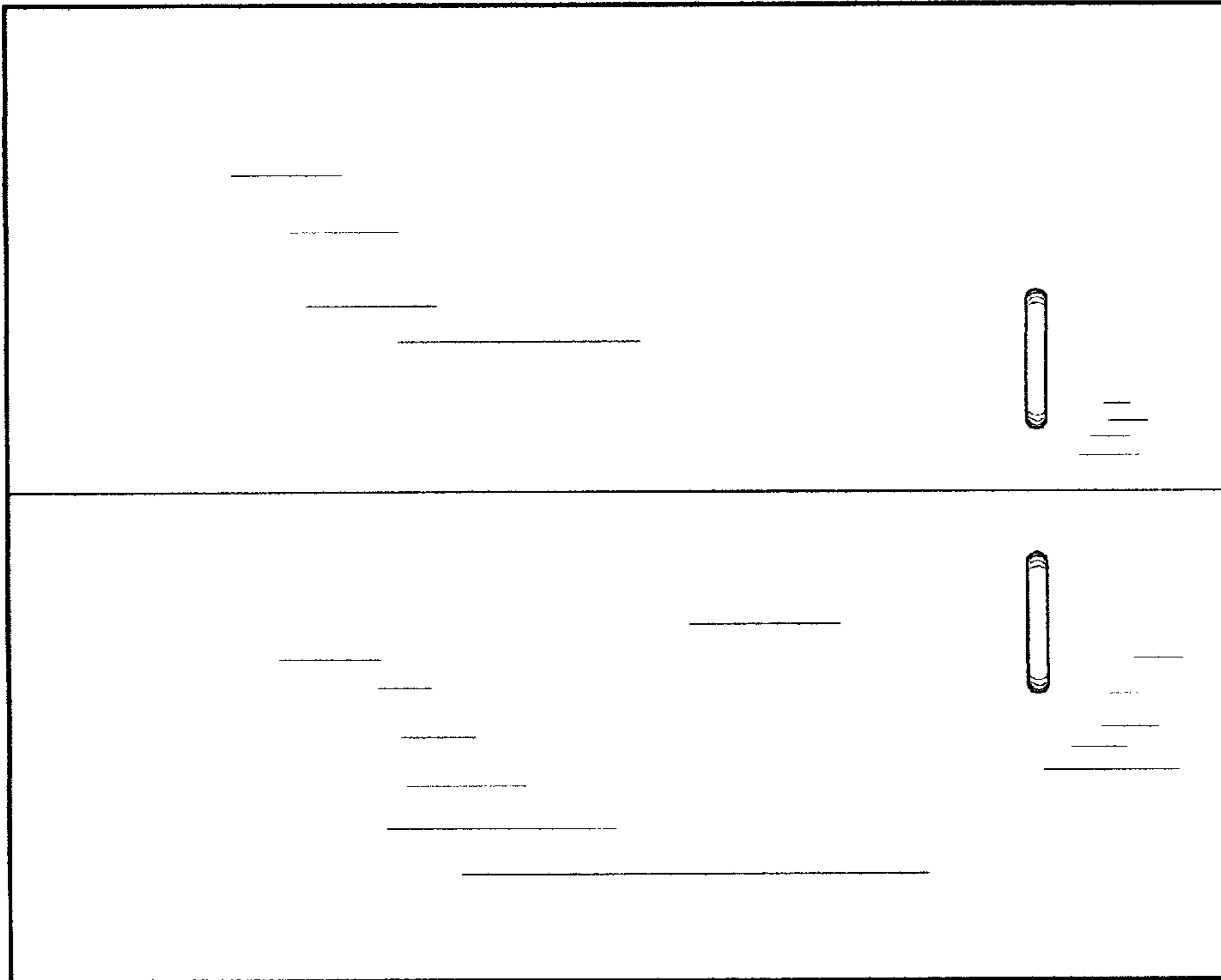


FIG. 1

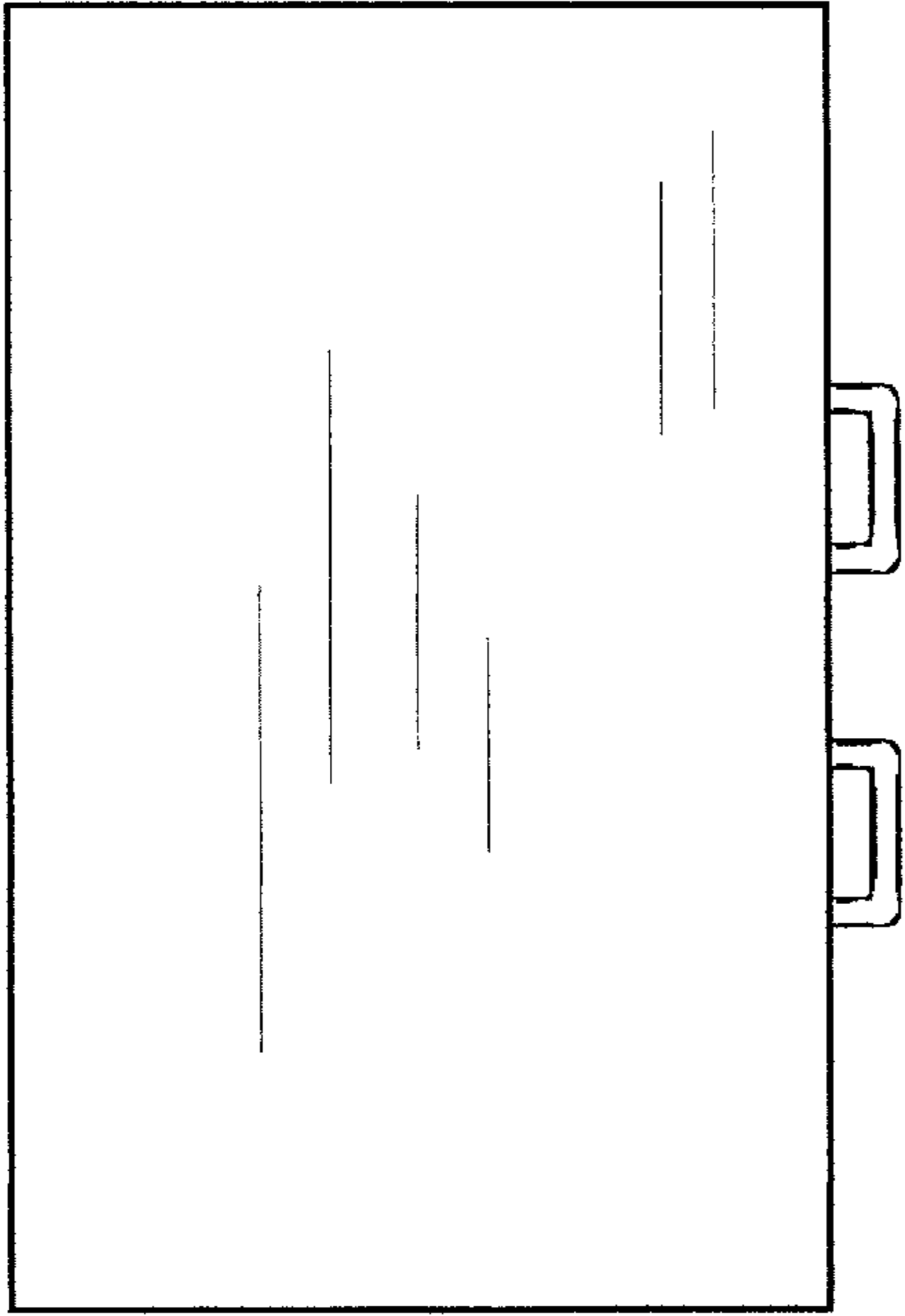


FIG. 4

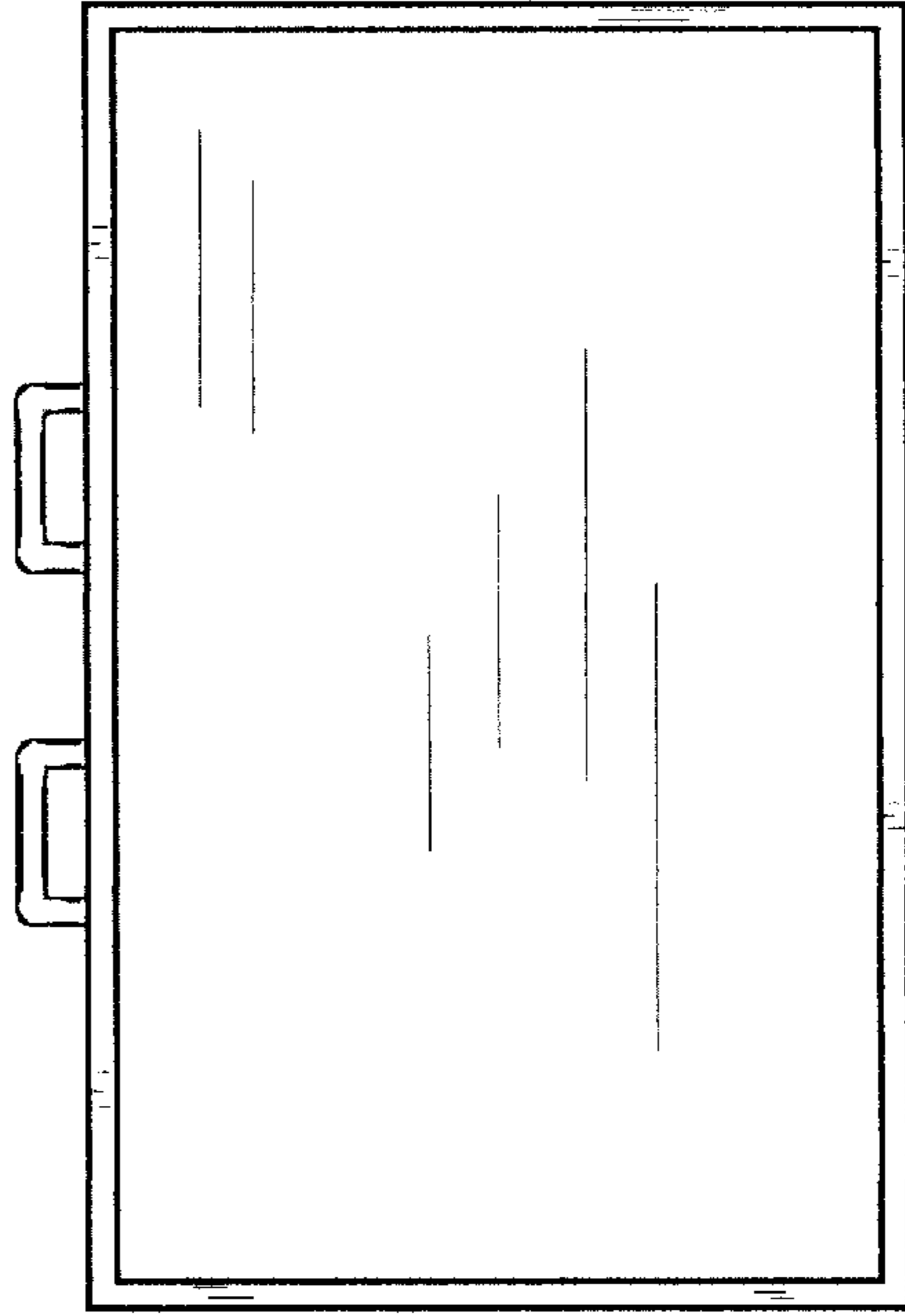


FIG. 5




FIG. 3

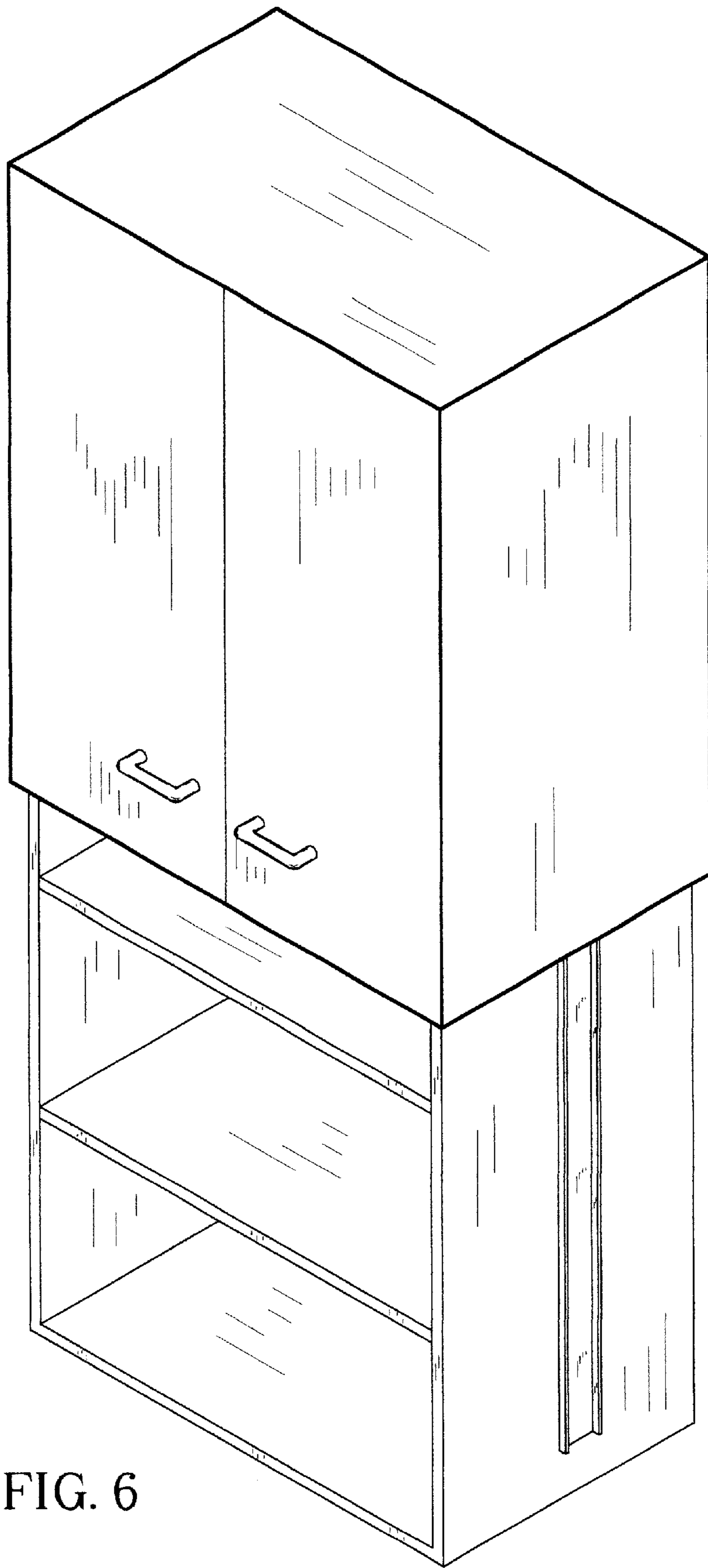


FIG. 6