



US00D480880S

(12) **United States Design Patent**
La Roche et al.

(10) **Patent No.:** **US D480,880 S**

(45) **Date of Patent:** **** Oct. 21, 2003**

(54) **PHOTO DISPLAY AND CARRYING DEVICE**

D439,223 S * 3/2001 Sheckler D6/302 X
6,446,376 B1 * 9/2002 Chan 40/721

(76) Inventors: **Donna J. La Roche**, 5830 Gordonville Rd., Shepherd, MI (US) 48883; **Lynette Krauss**, 5830 Gordonville Rd., Shepherd, MI (US) 48883

* cited by examiner

Primary Examiner—Janice E. Seeger

(**) Term: **14 Years**

(57) **CLAIM**

The ornamental design for a photo display and carrying device, as shown and described.

(21) Appl. No.: **29/177,732**

(22) Filed: **Mar. 17, 2003**

DESCRIPTION

(51) **LOC (7) Cl.** **06-07**

(52) **U.S. Cl.** **D6/302**

(58) **Field of Search** D6/300-303, 308-314;
40/700, 711, 714-716, 719-722, 732, 743,
745, 765, 790, 798, 375, 376; D19/26

FIG. 1 is a front elevated view of a photo display and carrying device showing my new design;

FIG. 2 is a side elevated view of the photo display and carrying device;

FIG. 3 is a top plan view of the photo display and carrying device;

FIG. 4 is a bottom plan view of the photo display and carrying device; and,


FIG. 5 is a rear elevated view of the photo display and carrying device.

(56) **References Cited**

U.S. PATENT DOCUMENTS

1,068,621 A * 7/1913 Abraham 40/721
D315,835 S * 4/1991 Dahlquist D6/302
D388,077 S * 12/1997 Starck D6/300 X

1 Claim, 4 Drawing Sheets






FIG. 1

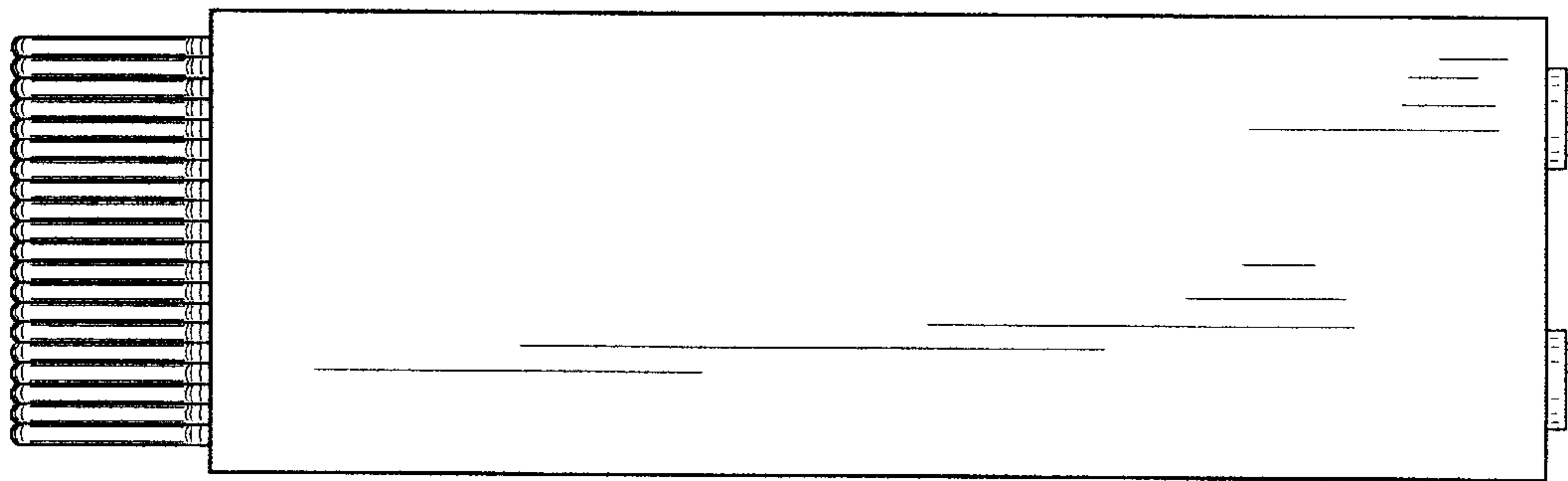


FIG. 2




FIG. 3




FIG. 4

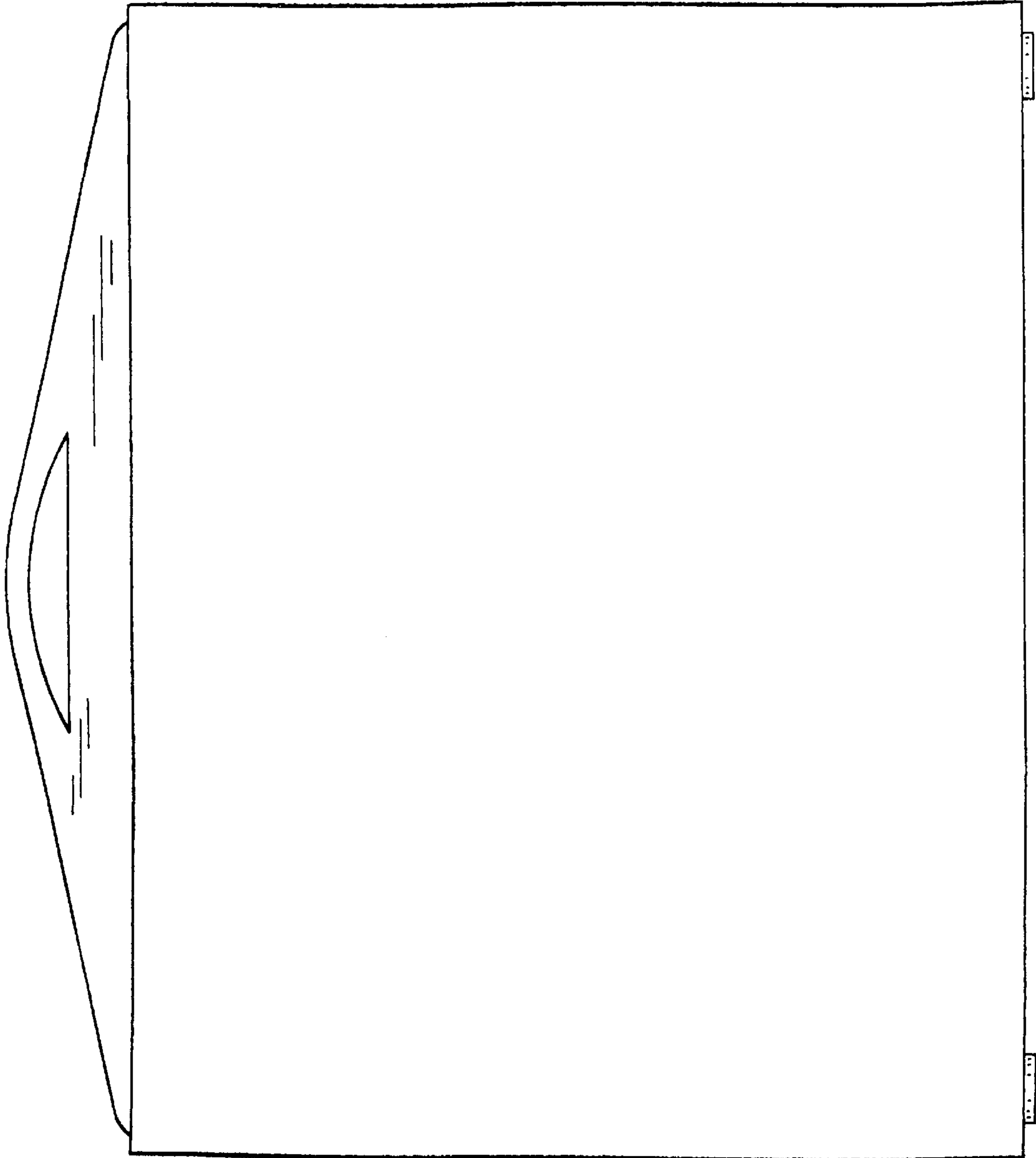


FIG. 5