



US00D480877S

(12) **United States Design Patent**  
**Crossman et al.**

(10) **Patent No.:** **US D480,877 S**

(45) **Date of Patent:** **\*\* Oct. 21, 2003**

(54) **TOOTHBRUSH HANDLE**

(75) Inventors: **Scott Philip Crossman**, Rockford, MI (US); **Carin Ellen Cali**, Andover, NJ (US); **Bernard Coopersmith**, Union, NJ (US)

(73) Assignee: **Ranir/DCP Corporation**, West Orange, NJ (US)

(\*\*) Term: **14 Years**

(21) Appl. No.: **29/172,921**

(22) Filed: **Dec. 18, 2002**

(51) **LOC (7) Cl.** ..... **04-02**

(52) **U.S. Cl.** ..... **D4/104**

(58) **Field of Search** ..... D4/104-112, 132, D4/134, 138; 15/143.1, 159.1, 167.1, 167.2; 16/430, 431; 132/308; 601/141

(56) **References Cited**

**U.S. PATENT DOCUMENTS**

D238,834 S	*	2/1976	Hjelle	.....	D4/104
D359,167 S	*	6/1995	Barre	.....	D4/104
D387,205 S	*	12/1997	Moskovich	.....	D4/104
D436,734 S	*	1/2001	Van Gelder	.....	D4/104
D457,326 S	*	5/2002	Winkler et al.	.....	D4/104

**OTHER PUBLICATIONS**

Product information regarding the Oral-B® Indicator® toothbrush, sold by the Gillette Company of Boston, MA at least as early as the filing date of the present application;

color copy obtained on Mar. 14, 2003 from Internet website www.oralb.com, 2 pages.

\* cited by examiner

*Primary Examiner*—Marcus A. Jackson

*Assistant Examiner*—Lavone D. Tabor

(74) *Attorney, Agent, or Firm*—Drinker Biddle & Reath LLP

(57) **CLAIM**

The ornamental design for a toothbrush handle, as shown and described.

**DESCRIPTION**

FIG. 1 is a perspective view of a toothbrush handle showing our new design;

FIG. 2 is a rear elevational view thereof;

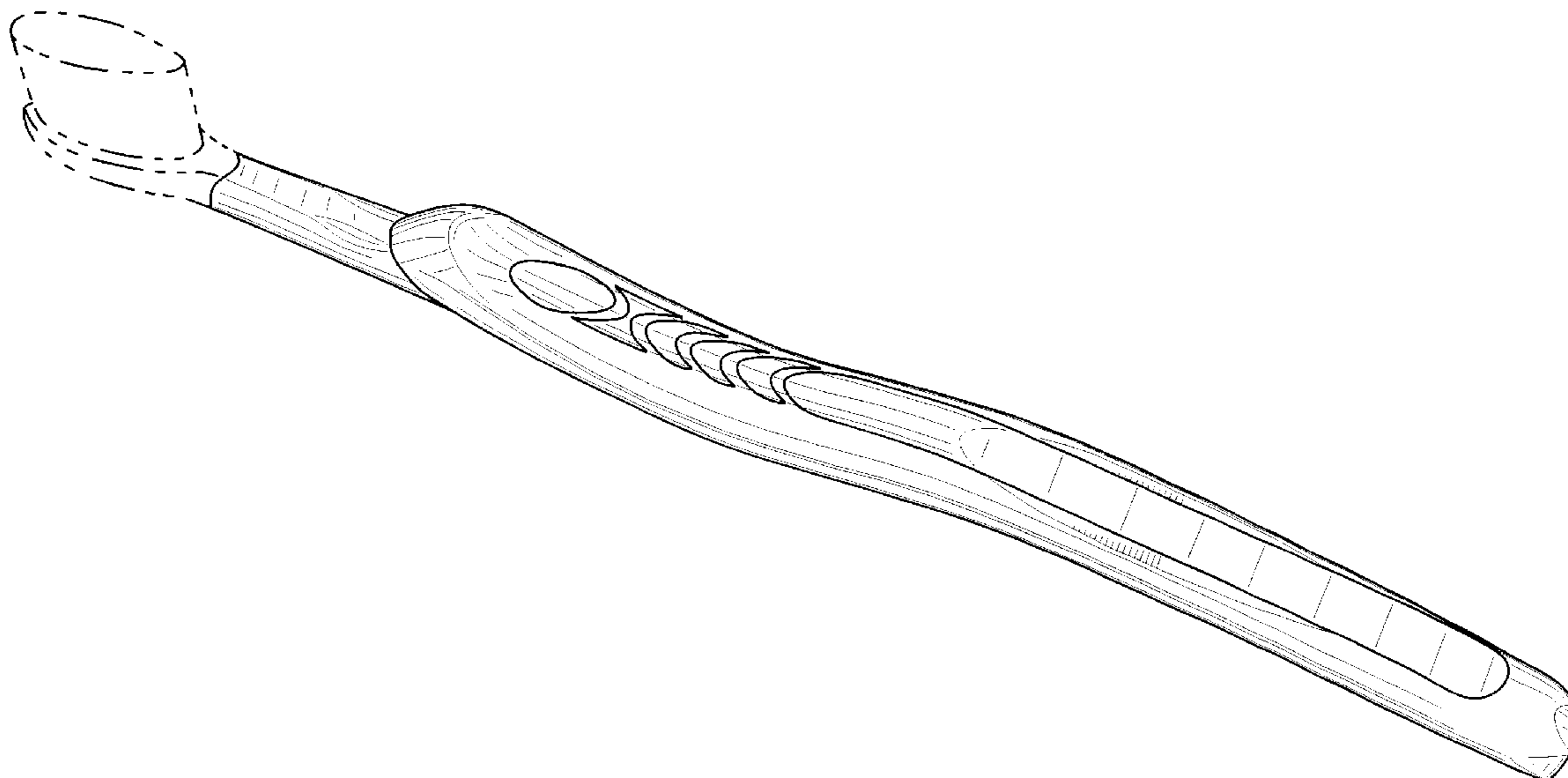
FIG. 3 is a front elevational view thereof;

FIG. 4 is a left side elevational view thereof, the right side being a mirror image; and,

FIG. 5 is a bottom plan view of the toothbrush handle of FIG. 1.

The broken line showing of environment is for illustrative purposes only and forms no part of the claimed design.

**1 Claim, 3 Drawing Sheets**



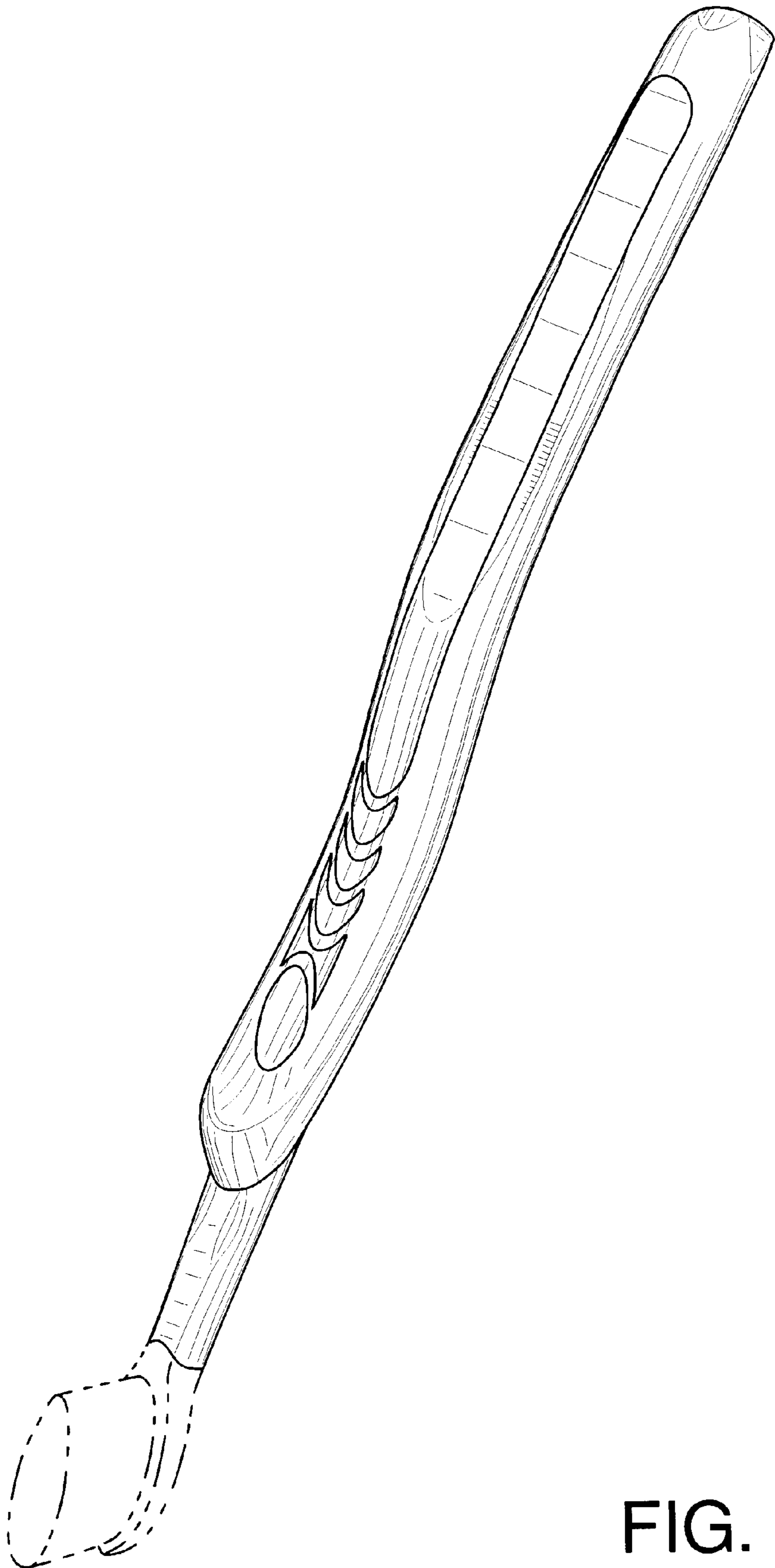


FIG. 1

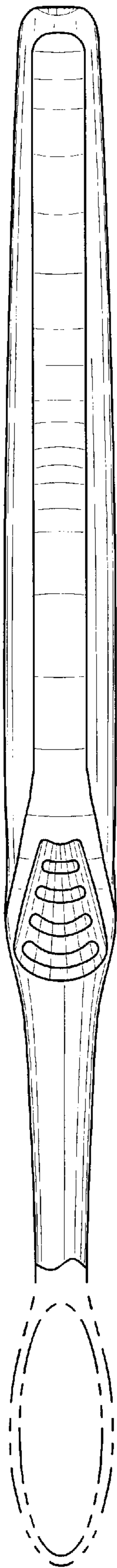


FIG. 2



FIG. 3



FIG. 4

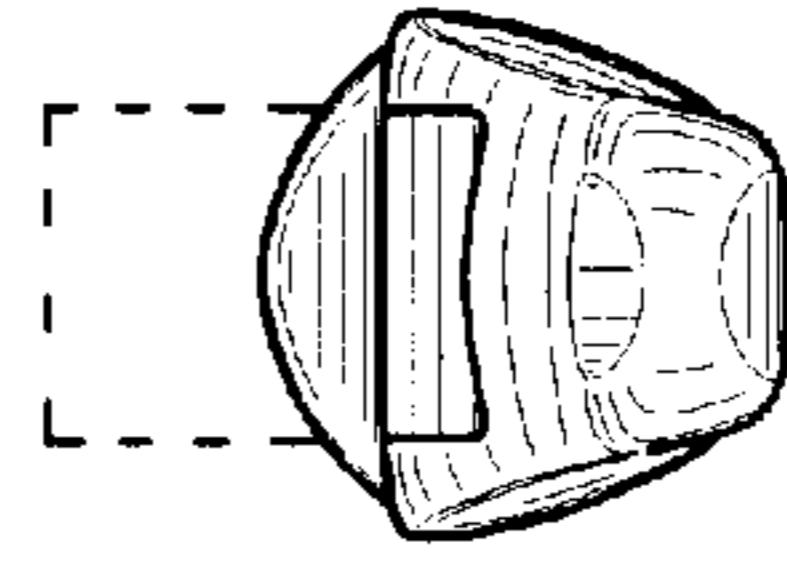


FIG. 5