



US00D480870S

(12) **United States Design Patent**
Wampler et al.

(10) **Patent No.:** **US D480,870 S**

(45) **Date of Patent:** **** Oct. 21, 2003**

(54) **GOLF CLUB CARRYING DEVICE**

(76) Inventors: **Patricia L. Wampler**, 360 Sun Haven Pl., Manteca, CA (US) 95337; **Mark E. Wampler**, 675 Argonaut St., Manteca, CA (US) 95336

(**) Term: **14 Years**

(21) Appl. No.: **29/164,957**

(22) Filed: **Aug. 2, 2002**

Related U.S. Application Data

(63) Continuation of application No. 29/155,996, filed on Feb. 19, 2002, now abandoned.

(51) **LOC (7) Cl.** **03-01**

(52) **U.S. Cl.** **D3/255; D3/259**

(58) **Field of Search** D21/796; D3/254, D3/255, 315, 320; 206/315.2, 315.3, 315.6, 315.7; 211/70.2

(56) **References Cited**

U.S. PATENT DOCUMENTS

699,391	A	5/1902	Johnson	
2,577,333	A	12/1951	Klum et al.	150/1.5
D186,029	S	* 9/1959	Sasaki	D3/259
D200,417	S	* 2/1965	Miele	D3/259
3,219,083	A	11/1965	Asquith	150/1.5
D222,720	S	* 12/1971	Lapham et al.	294/143
D232,449	S	* 8/1974	Herring	D3/259
D237,396	S	* 10/1975	Herring	D3/259
3,954,239	A	5/1976	Kerbs, Jr.	248/96

D284,907	S	* 8/1986	Wiedeman	D3/259
5,417,334	A	5/1995	Wu	211/70.2
D360,451	S	* 7/1995	Levocz et al.	D21/796
5,474,191	A	12/1995	Bergeron et al.	211/70.2
D384,500	S	* 10/1997	Muench	D3/259
6,383,088	B1	* 5/2002	Kershner	211/70.2

OTHER PUBLICATIONS

Photos of a known prior art device (4 pages).

* cited by examiner

Primary Examiner—Philip S. Hyder
(74) *Attorney, Agent, or Firm*—Henneman & Saunders; Larry E. Henneman, Jr.

(57) **CLAIM**

We claim the ornamental design for a golf club carrying device, as shown.

DESCRIPTION

FIG. 1 is a perspective view of a golf club carrying device, according to the present invention; FIG. 2 is a front view of the golf club carrying device of FIG. 1; FIG. 3 is a side view of the golf club carrying device of FIG. 1; FIG. 4 is a rear view of the golf club carrying device of FIG. 1; FIG. 5 is a top view of the golf club carrying device of FIG. 1; and, FIG. 6 is a bottom view of the golf club carrying device of FIG. 1.

1 Claim, 3 Drawing Sheets

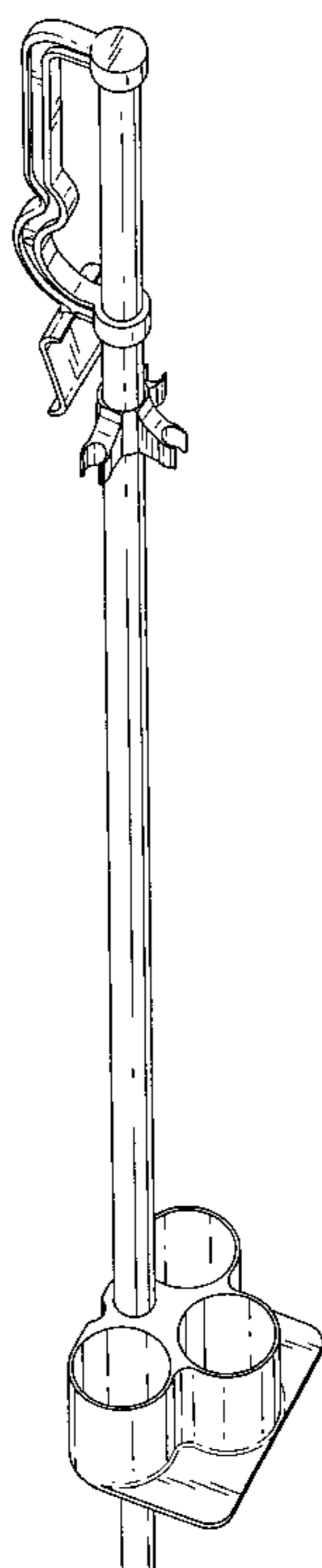


FIG. 1

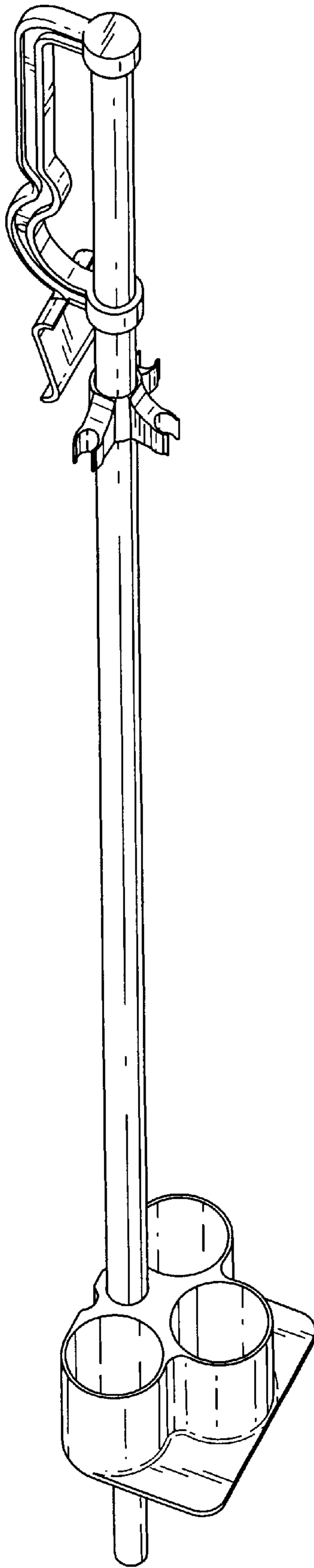


FIG. 2

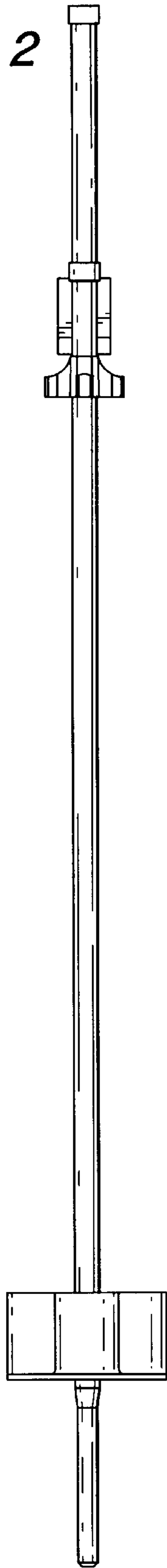


FIG. 3

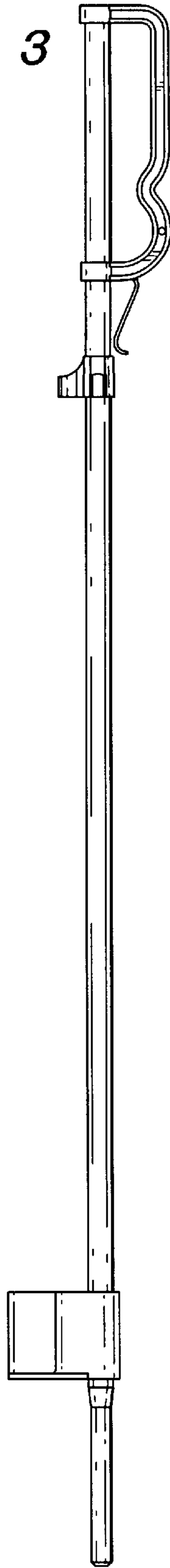


FIG. 4

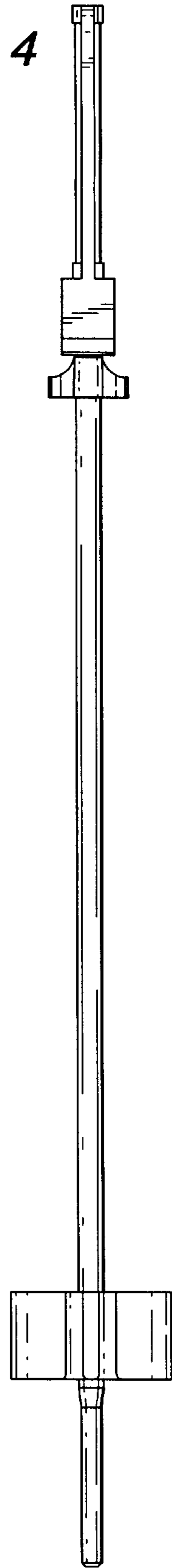


FIG. 5

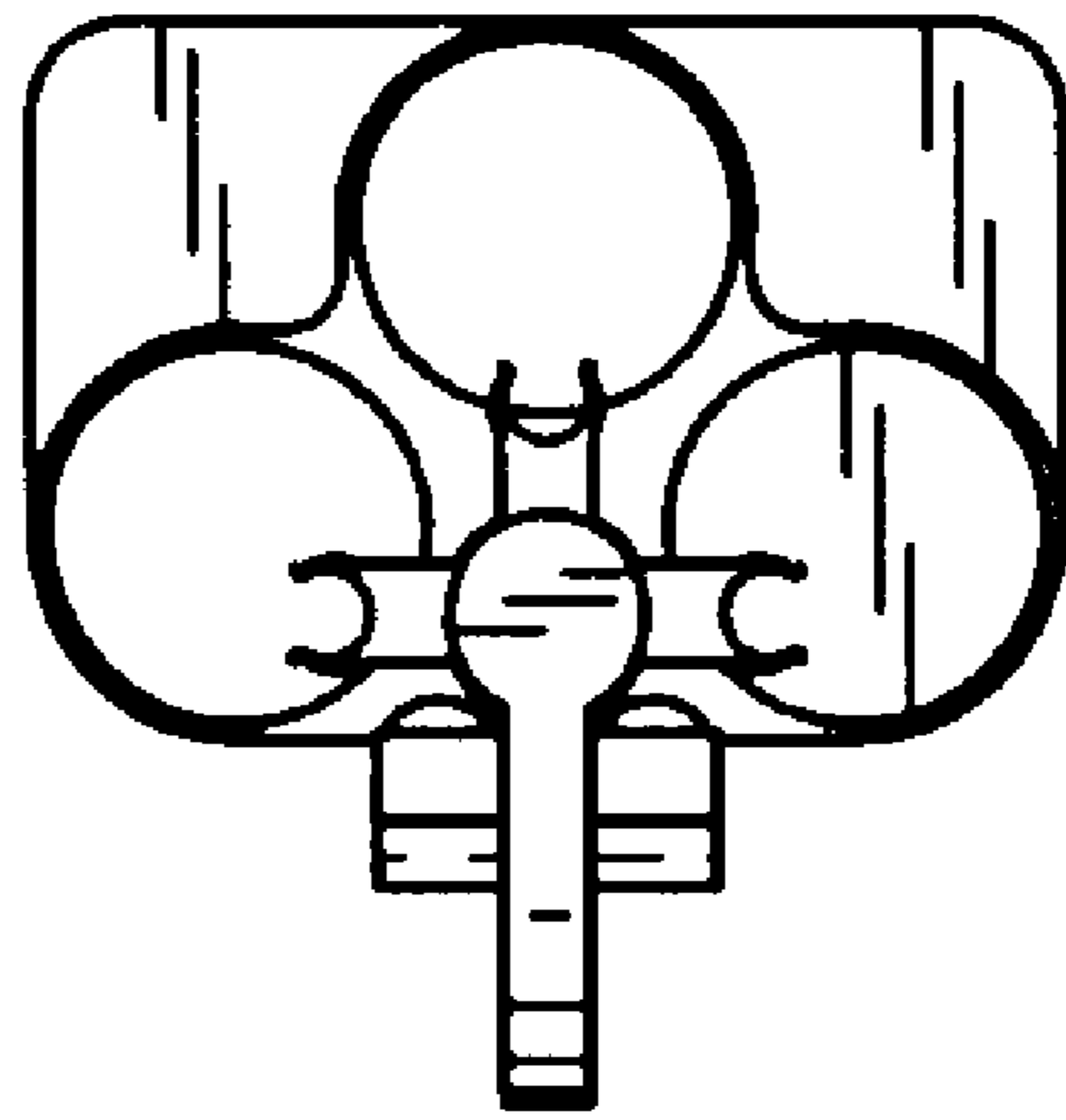


FIG. 6

