



US00D480869S

(12) **United States Design Patent**  
**Mello**

(10) **Patent No.:** **US D480,869 S**

(45) **Date of Patent:** **\*\* Oct. 21, 2003**

(54) **BAG FOR AUGER**

(76) Inventor: **John J. Mello**, 69 Gammons Rd.,  
Acushnet, MA (US) 02743

(\*\*) Term: **14 Years**

(21) Appl. No.: **29/172,492**

(22) Filed: **Dec. 11, 2002**

(51) **LOC (7) Cl.** ..... **03-01**

(52) **U.S. Cl.** ..... **D3/228**

(58) **Field of Search** ..... D3/228, 254, 244,  
D3/310, 226, 229, 232, 257, 204, 216,  
217, 287, 256; 224/613, 616, 618, 922,  
915; 383/72, 76, 40, 38, 70

(56) **References Cited**

**U.S. PATENT DOCUMENTS**

D167,913 S \* 10/1952 Stark ..... D3/287  
D281,290 S \* 11/1985 Beigel ..... D3/256

D363,599 S \* 10/1995 Gaffin ..... D3/246

D389,642 S \* 1/1998 Nadel ..... D3/254

D470,308 S \* 2/2003 McGeehan ..... D3/228

\* cited by examiner

*Primary Examiner*—Catherine R. Oliver

(57) **CLAIM**

The ornamental design for a bag for auger, as shown and described.

**DESCRIPTION**

FIG. 1 is a front elevational view of a bag for auger showing my new design;

FIG. 2 is a rear elevational view thereof;

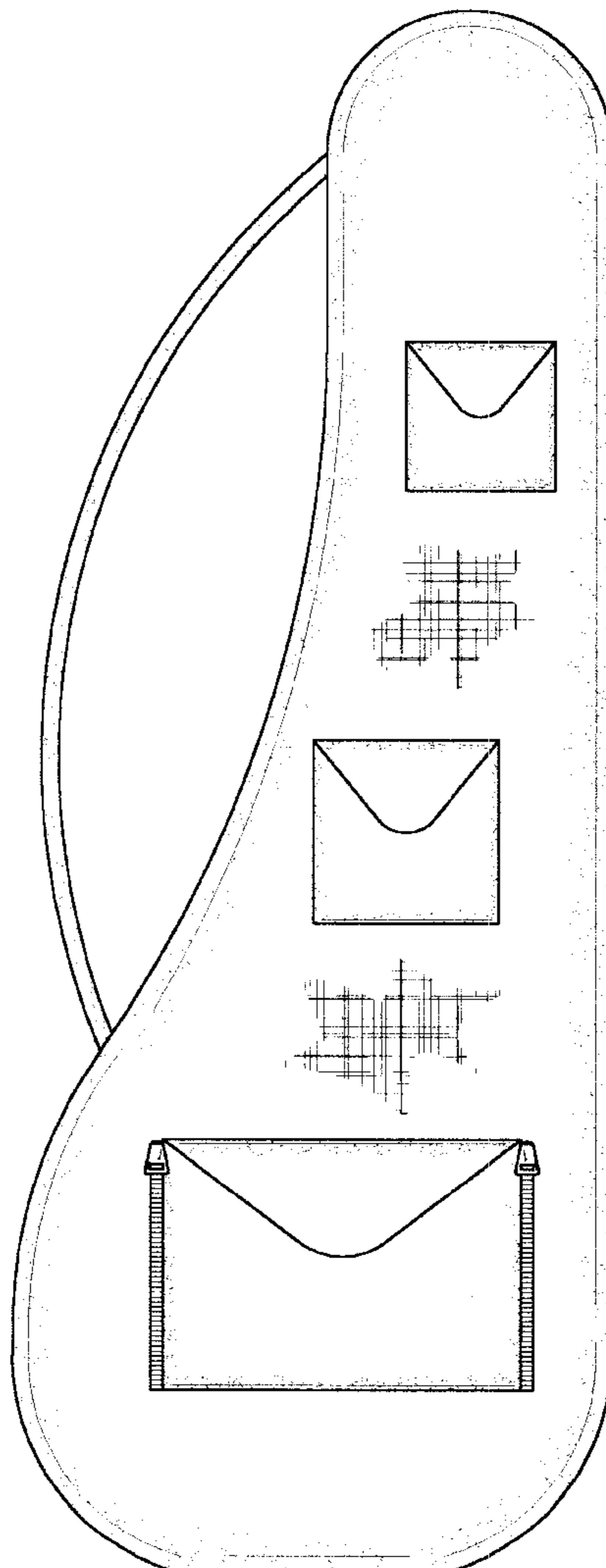
FIG. 3 is a side view, taken from the left side of FIG. 1;

FIG. 4 is a side view, taken from the right side of FIG. 1;

FIG. 5 is a top plan view thereof; and,

FIG. 6 is a bottom plan view thereof.

**1 Claim, 3 Drawing Sheets**



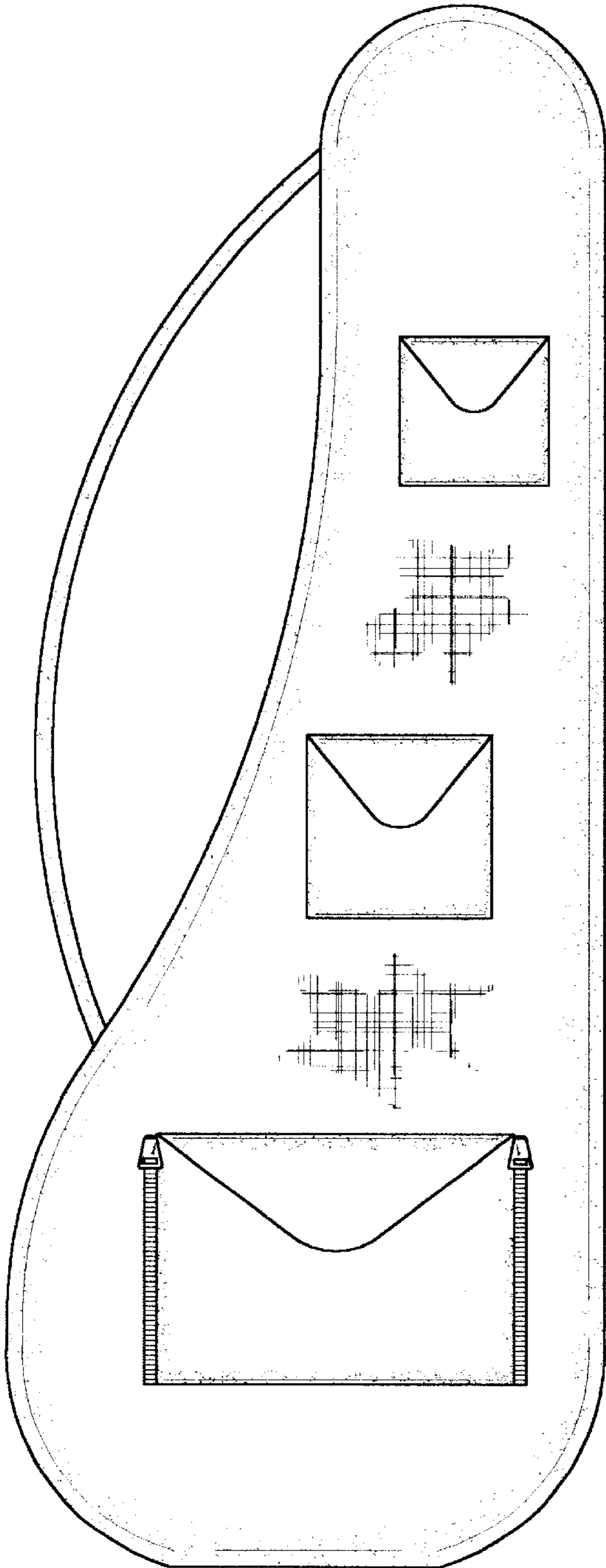


FIG. 1

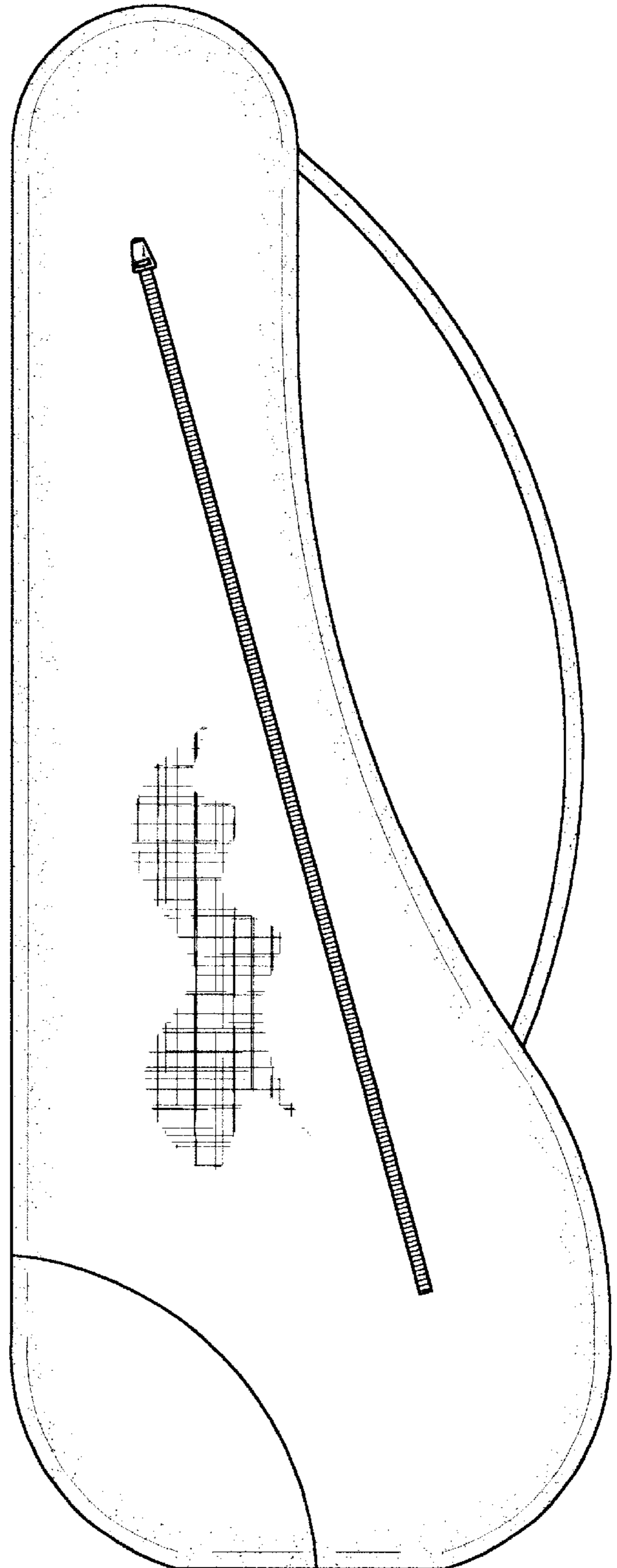


FIG. 2

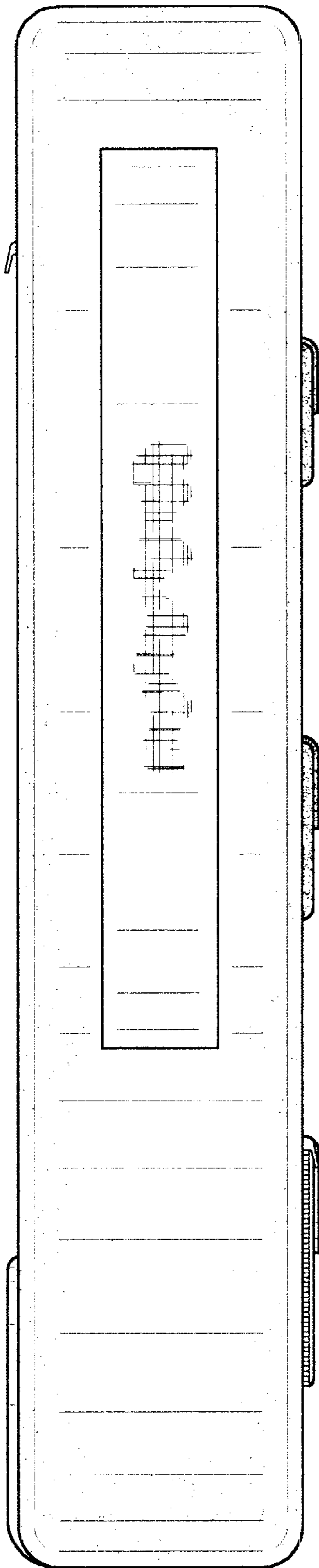


FIG. 3




FIG. 4

FIG. 5

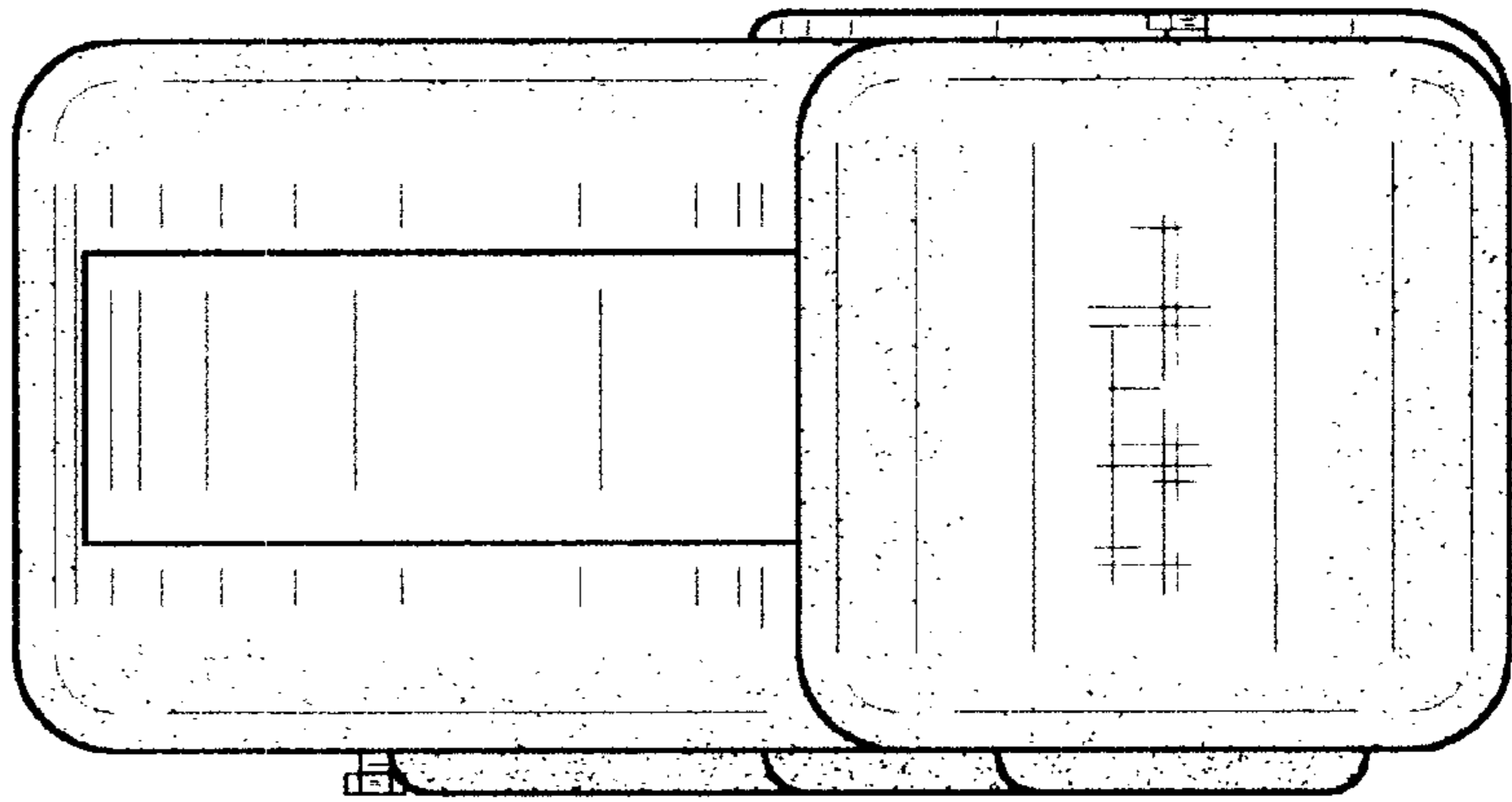


FIG. 6

