



US00D480852S

(12) **United States Design Patent**  
**Farce**

(10) **Patent No.:** **US D480,852 S**

(45) **Date of Patent:** **\*\* Oct. 14, 2003**

(54) **SPONGE**

WO WO 00/69322 \* 11/2000 ..... A47L/17/04

(75) Inventor: **Jean Michel Farce**, Paris (FR)

**OTHER PUBLICATIONS**

(73) Assignee: **Financiere Elysees Balzac**, Paris (FR)

WIPO DM/057466 International Design Deposit, Sponge, Jun. 29, 2001 [online], [retrieved on May 3, 2003], Retrieved from the Hague International Designs Bulletin Database using internet <URL:http://idpl.wipo.int/en/search/hag/search-bool.html>.\*

(\*\*) Term: **14 Years**

\* cited by examiner

(21) Appl. No.: **29/172,205**

(22) Filed: **Dec. 9, 2002**

(30) **Foreign Application Priority Data**

*Primary Examiner*—Alan P. Douglas

*Assistant Examiner*—Lavone D. Tabor

Jun. 18, 2002 (FR) ..... 02 3734

(74) *Attorney, Agent, or Firm*—Cynthia K. Nicholson; Hale and Dorr LLP

(51) **LOC (7) Cl.** ..... **07-05**

(52) **U.S. Cl.** ..... **D32/40; D28/63**

(58) **Field of Search** ..... D32/40, 42; D4/137; D28/63; 15/114, 118, 209.1, 210.1, 235, 244.1, 244.3, 244.4, 229.11; 451/539

(57) **CLAIM**

The ornamental design for a sponge, as shown and described.

(56) **References Cited**

**DESCRIPTION**

**U.S. PATENT DOCUMENTS**

FIG. 1 is a left side perspective view of a sponge showing my new design, the right side perspective view being a mirror image thereof;

FIG. 2 is another left side perspective view thereof;

FIG. 3 is a rear view thereof;

FIG. 4 is a top plan view thereof;

FIG. 5 is a left side view thereof, the right side being a mirror image thereof; and,

FIG. 6 is a right side perspective view thereof, the left side perspective view being a mirror image thereof.

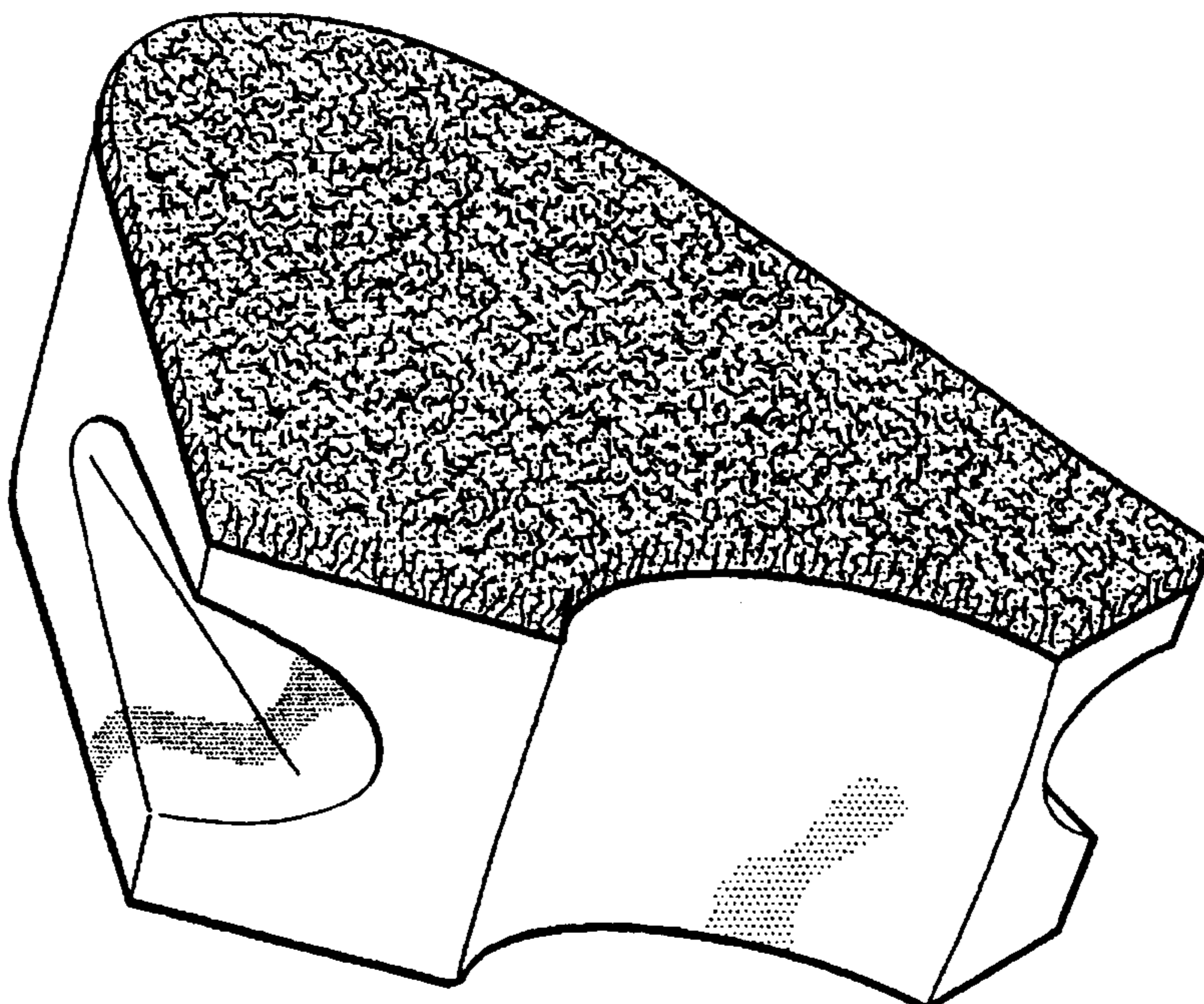
The bottom is flat and unornamented.

- 2,650,158 A \* 8/1953 Eastman ..... 15/229.11 X
- 2,841,811 A \* 7/1958 Carroll ..... 15/244.1
- 3,634,901 A \* 1/1972 Landsberg ..... 15/118
- 4,004,376 A \* 1/1977 Schepp et al. .... 15/118 X
- D410,308 S \* 5/1999 Tintelnot ..... D32/40
- D450,165 S \* 11/2001 Osiecki et al. .... D32/40
- D462,818 S \* 9/2002 Haro ..... D32/40

**FOREIGN PATENT DOCUMENTS**

- JP 10-156293 \* 6/1998 ..... B08B/1/00
- JP 11-76135 \* 3/1999 ..... A47L/17/08
- JP 2001-120484 \* 5/2001 ..... A47L/13/16

**1 Claim, 1 Drawing Sheet**



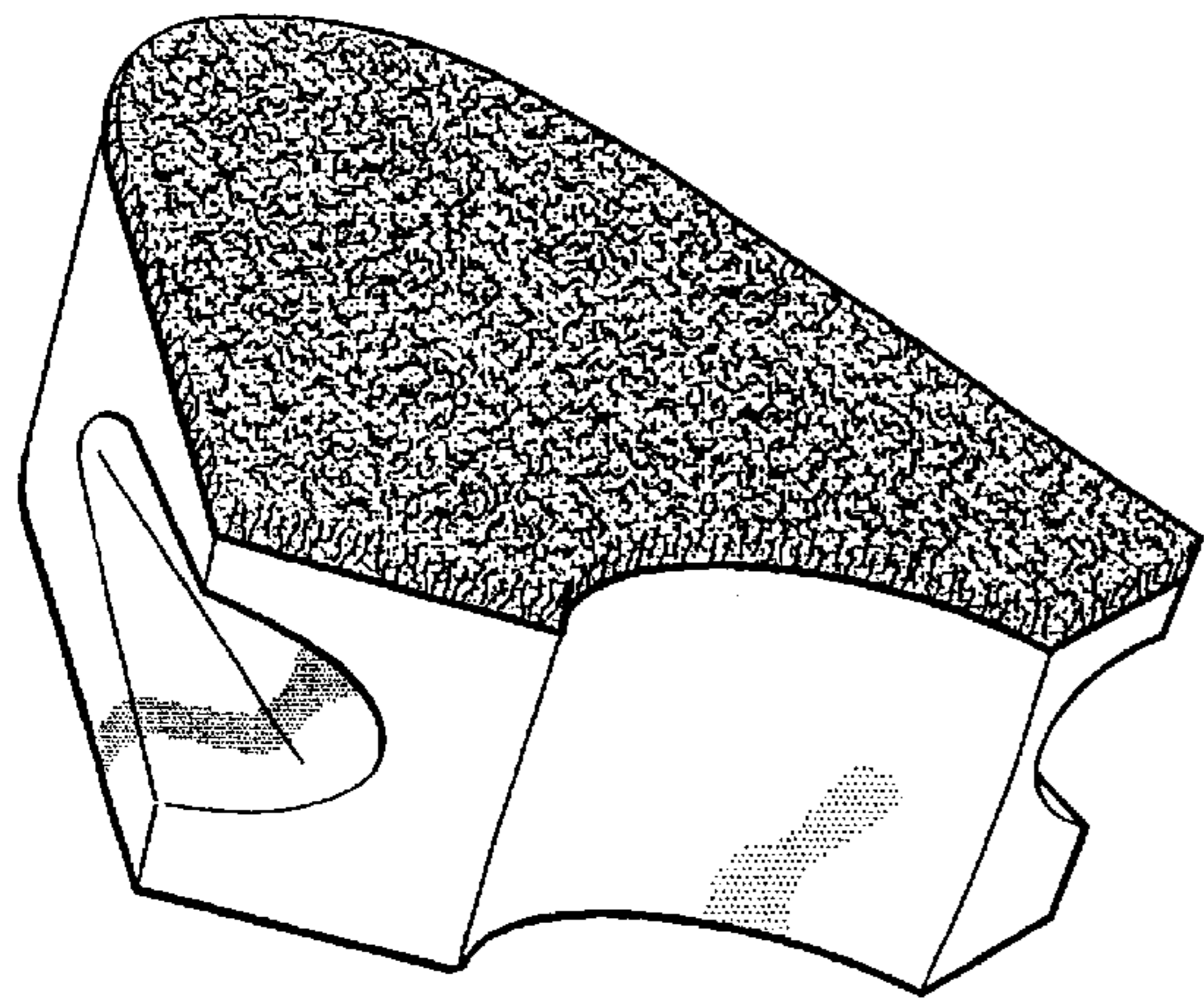


FIG. 1

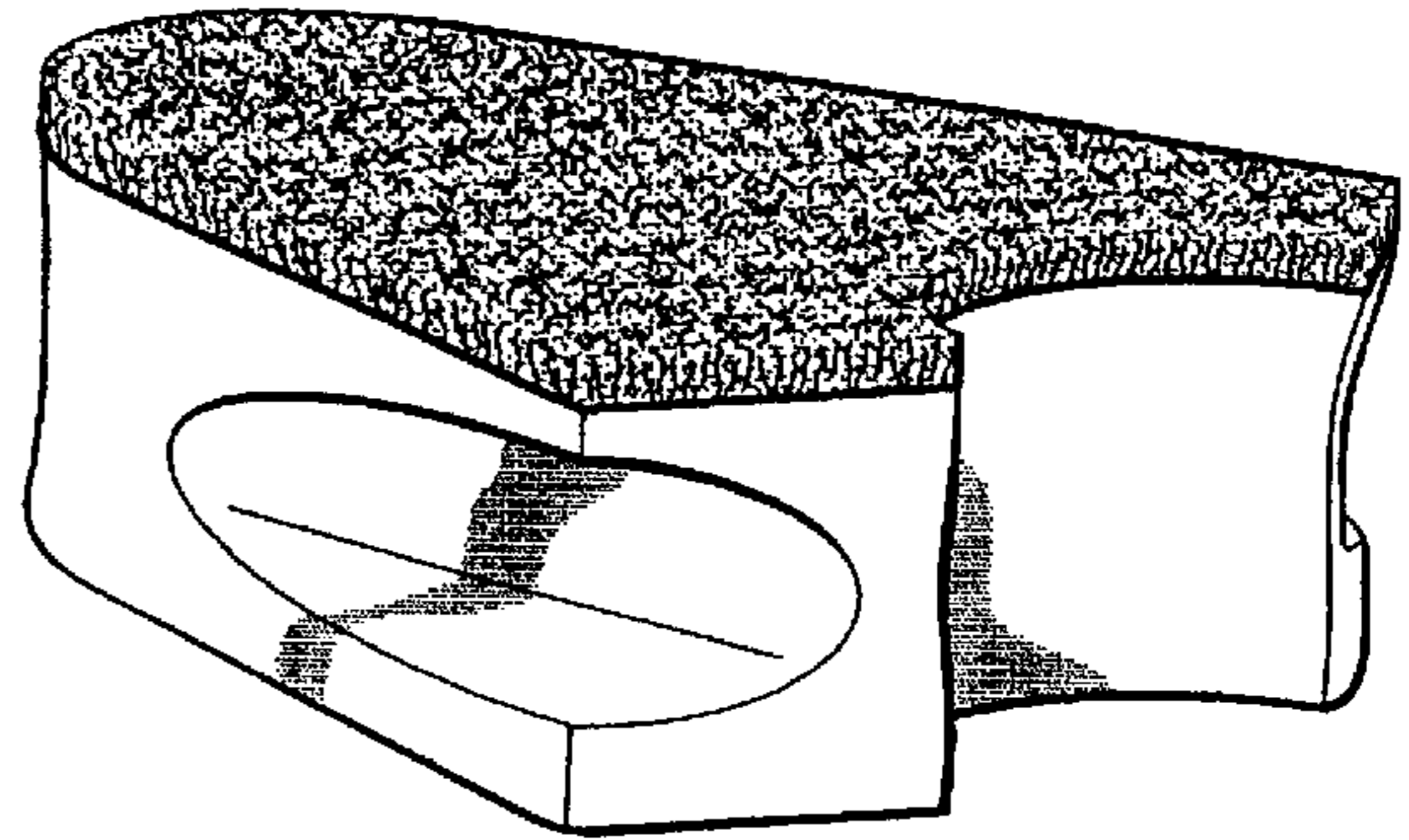


FIG. 2




FIG. 3




FIG. 4




FIG. 5

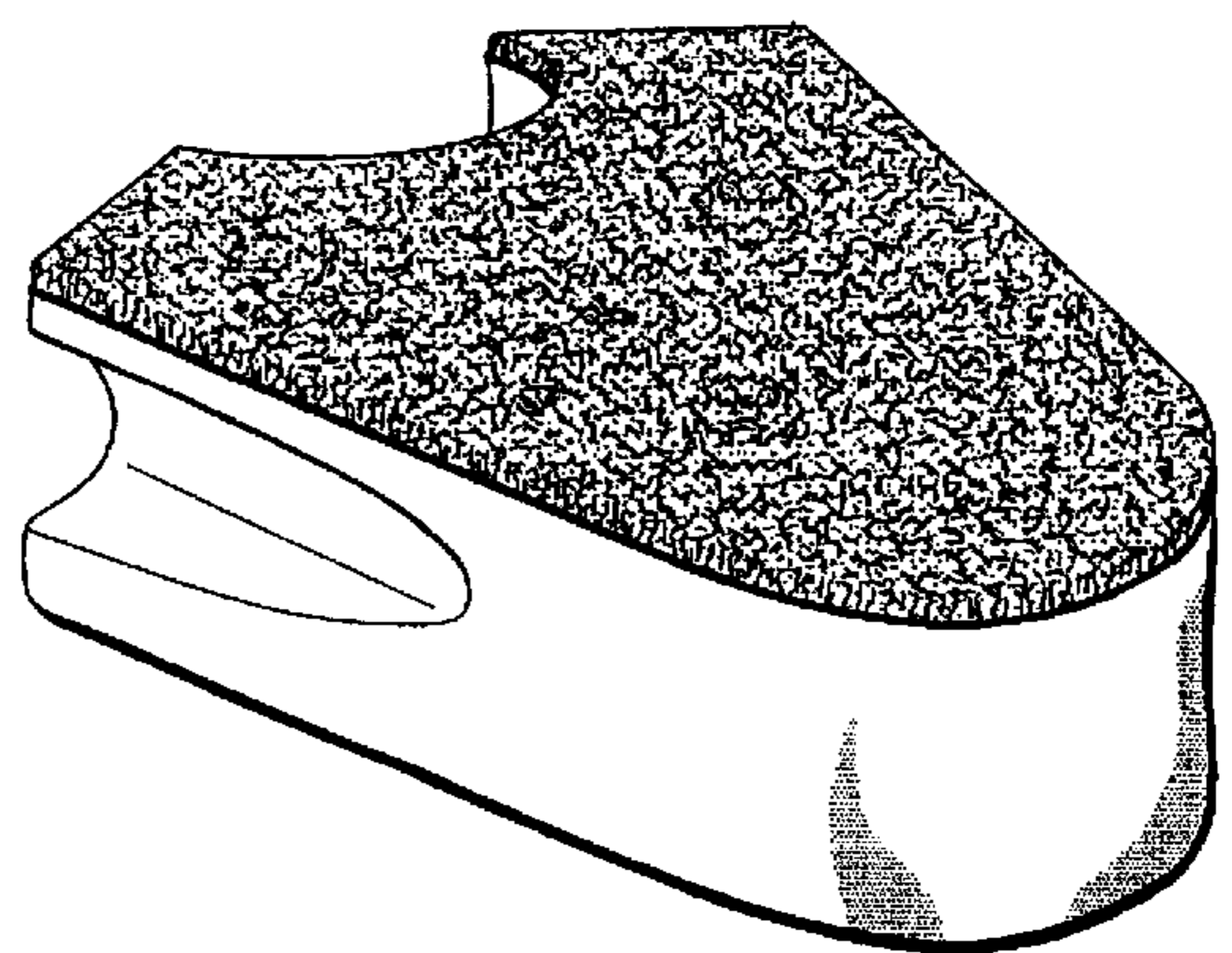


FIG. 6