



US00D480835S

(12) **United States Design Patent**
Hegner et al.

(10) **Patent No.: US D480,835 S**

(45) **Date of Patent: ** Oct. 14, 2003**

(54) **ECTOPARASITE REMOVAL COMB**

FOREIGN PATENT DOCUMENTS

(75) Inventors: **Rebecca A. Hegner**, West Chester, PA (US); **Harold A. Howlett**, Nesbit, MS (US)

CH 181654 * 4/1936

OTHER PUBLICATIONS

(73) Assignee: **Schering-Plough Healthcare Products, Inc.**, Memphis, TN (US)

Mademoiselle, Sep., 1975, p. 159, comb second from left, middle of page.*

(**) Term: **14 Years**

* cited by examiner

Primary Examiner—Lucy Lieberman

(21) Appl. No.: **29/169,222**

(74) *Attorney, Agent, or Firm*—Robert A. Franks

(22) Filed: **Oct. 16, 2002**

(57) **CLAIM**

(51) **LOC (7) Cl.** **28-03**

The ornamental design for an ectoparasite removal comb, as shown and described.

(52) **U.S. Cl.** **D28/29; D28/30**

DESCRIPTION

(58) **Field of Search** D28/21, 25, 29, D28/30, 31, 28; D30/159; 119/632, 633, 626, 611, 613, 616; 132/219, 125, 139, 150, 112–116

FIG. 1 is a perspective view of an ectoparasite removal comb, showing the top, front and right side our design; FIG. 2 is an elevational view from the front of the ectoparasite removal comb of FIG. 1;

(56) **References Cited**

U.S. PATENT DOCUMENTS

D159,106 S	*	6/1950	Stamp	D4/117
D195,393 S	*	6/1963	Safianoff	D28/29
D197,588 S	*	2/1964	Macon	D28/25
D211,677 S	*	7/1968	Bulow	D28/29
3,473,540 A	*	10/1969	Bulow	132/139
4,566,472 A	*	1/1986	Mueller et al.	132/112
D289,567 S	*	4/1987	O'Connor et al.	D28/25
5,152,306 A	*	10/1992	Stephan	132/139
D391,018 S	*	2/1998	Zito	D28/30

FIG. 3 is an elevational view from the back of the ectoparasite removal comb of FIG. 1;

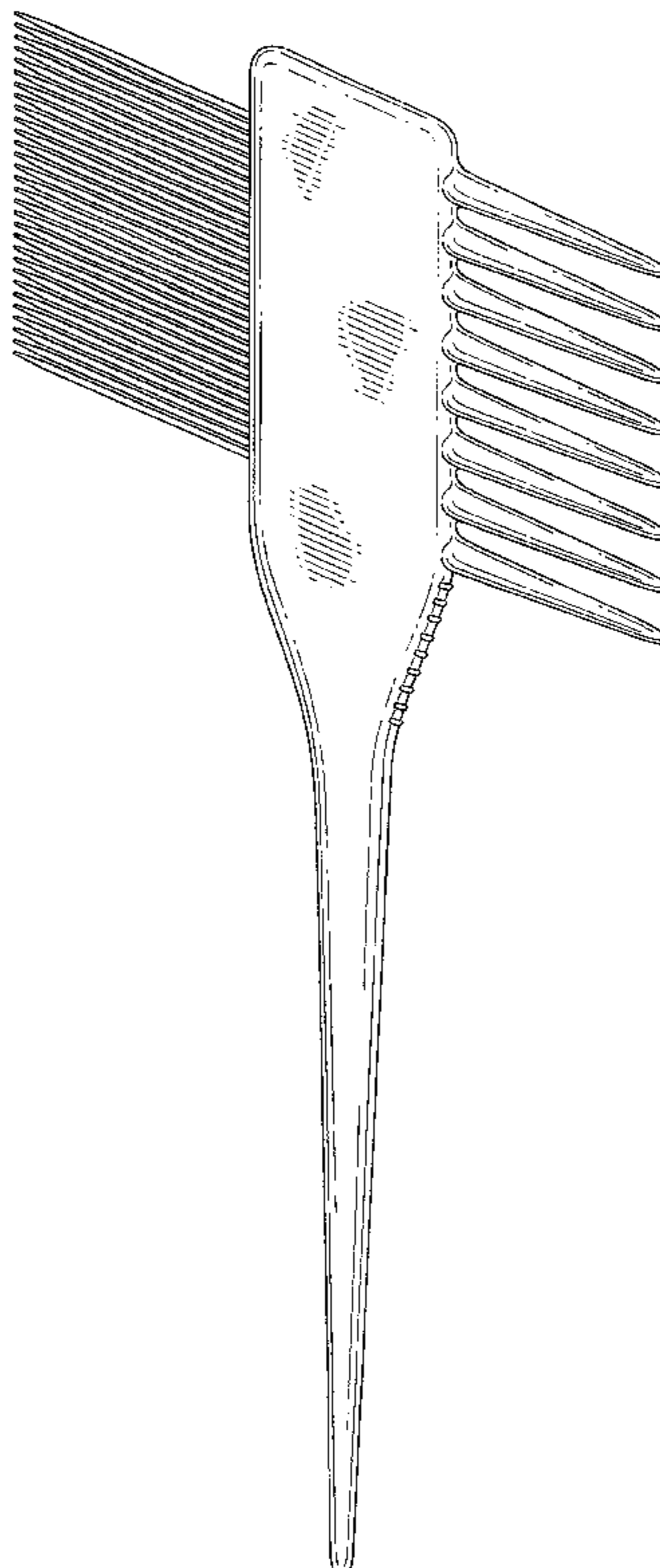
FIG. 4 is an elevational view from the left side of the ectoparasite removal comb of FIG. 1;

FIG. 5 is an elevational view from the right side of the ectoparasite removal comb of FIG. 1;

FIG. 6 is a plan view from the top of the ectoparasite removal comb of FIG. 1; and,

FIG. 7 is a plan view from the bottom of the ectoparasite removal comb of FIG. 1.

1 Claim, 6 Drawing Sheets



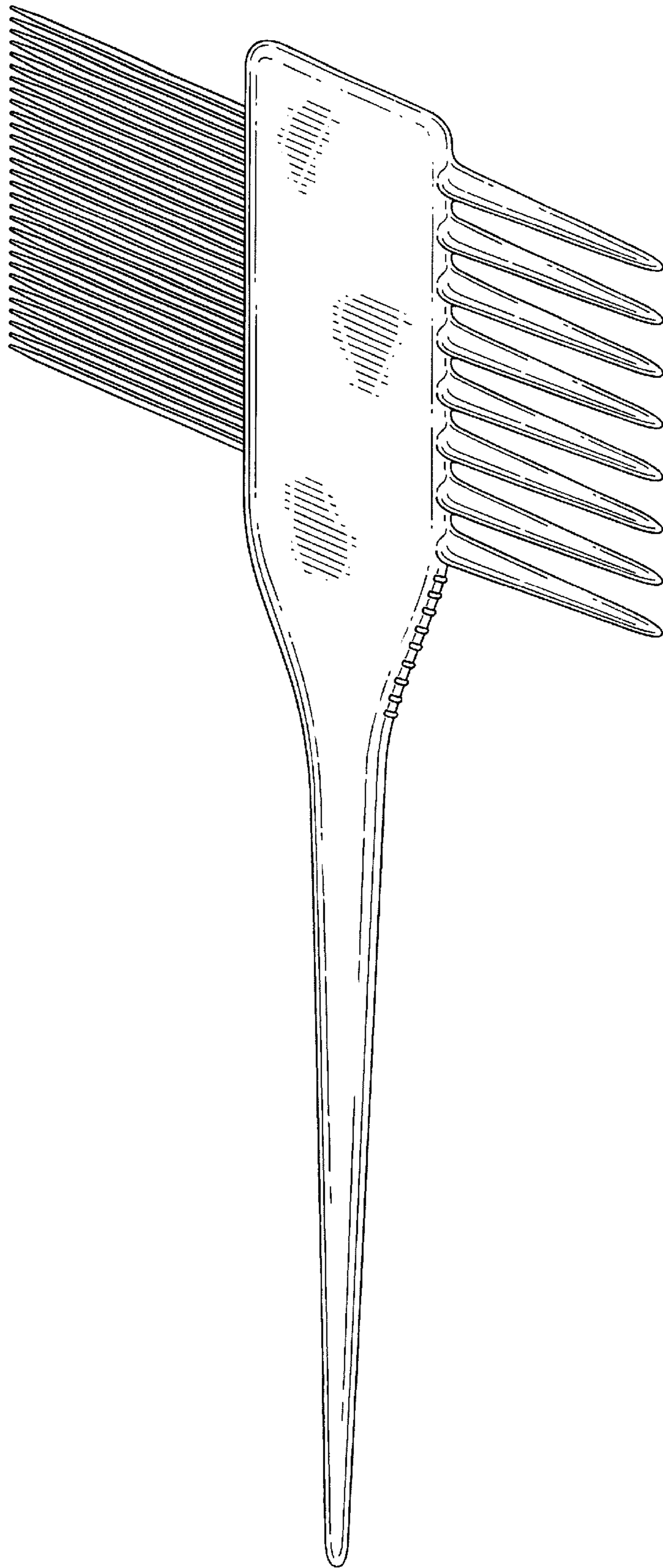


FIG. 1

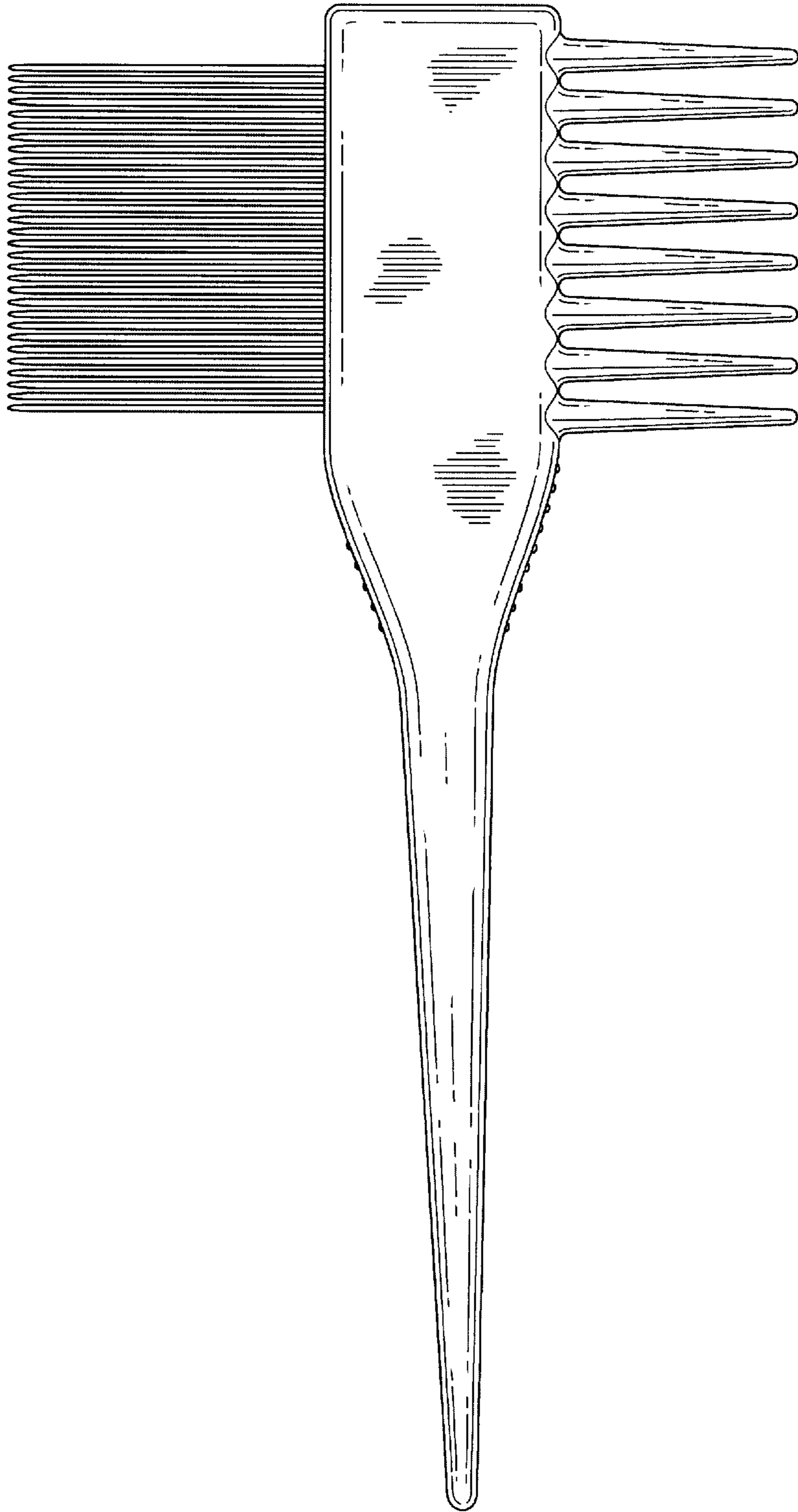


FIG. 2

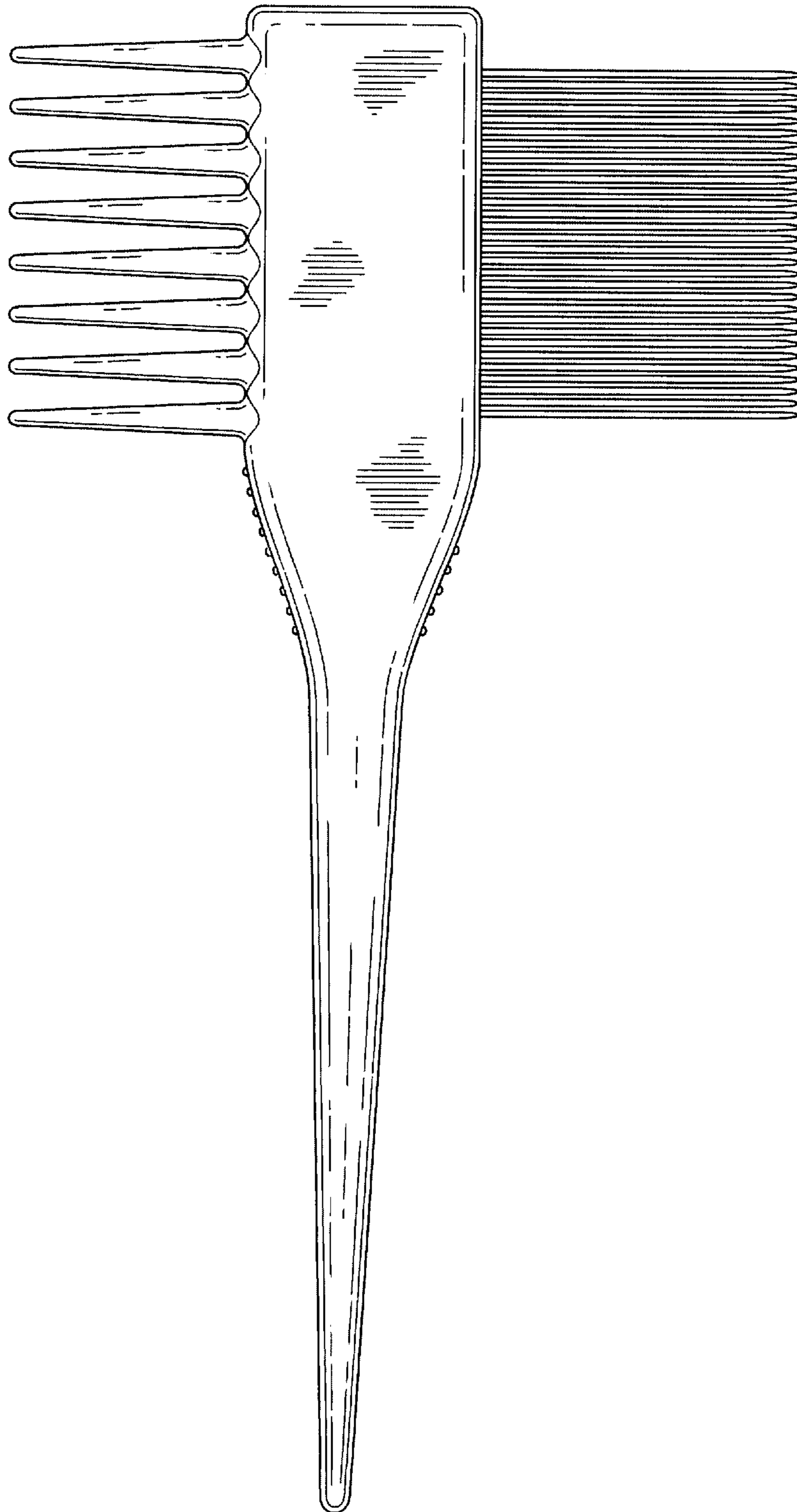


FIG. 3



FIG. 4



FIG. 5




FIG. 6



FIG. 7