



US00D480830S

(12) **United States Design Patent**
Sieczkowski

(10) **Patent No.:** **US D480,830 S**

(45) **Date of Patent:** **** Oct. 14, 2003**

- (54) **DIFFUSER FOR LIGHTING FIXTURE**
- (75) Inventor: **Philip Sieczkowski**, Lawrenceville, GA (US)
- (73) Assignee: **Acuity Brands, Inc.**, Atlanta, GA (US)
- (**) Term: **14 Years**
- (21) Appl. No.: **29/161,920**
- (22) Filed: **Jun. 6, 2002**
- (51) **LOC (7) Cl.** **26-99**
- (52) **U.S. Cl.** **D26/118; D26/76**
- (58) **Field of Search** **362/217-225;**
D26/118-137, 75, 76, 79

- D405,908 S * 2/1999 Herst et al. D26/76
- D414,580 S * 9/1999 Herst D26/76
- D426,338 S * 6/2000 Herst et al. D26/75
- 6,247,828 B1 * 6/2001 Herst 362/217

* cited by examiner

Primary Examiner—Jennifer Rivard
(74) *Attorney, Agent, or Firm*—Kenneth E. Darnell

(57) **CLAIM**

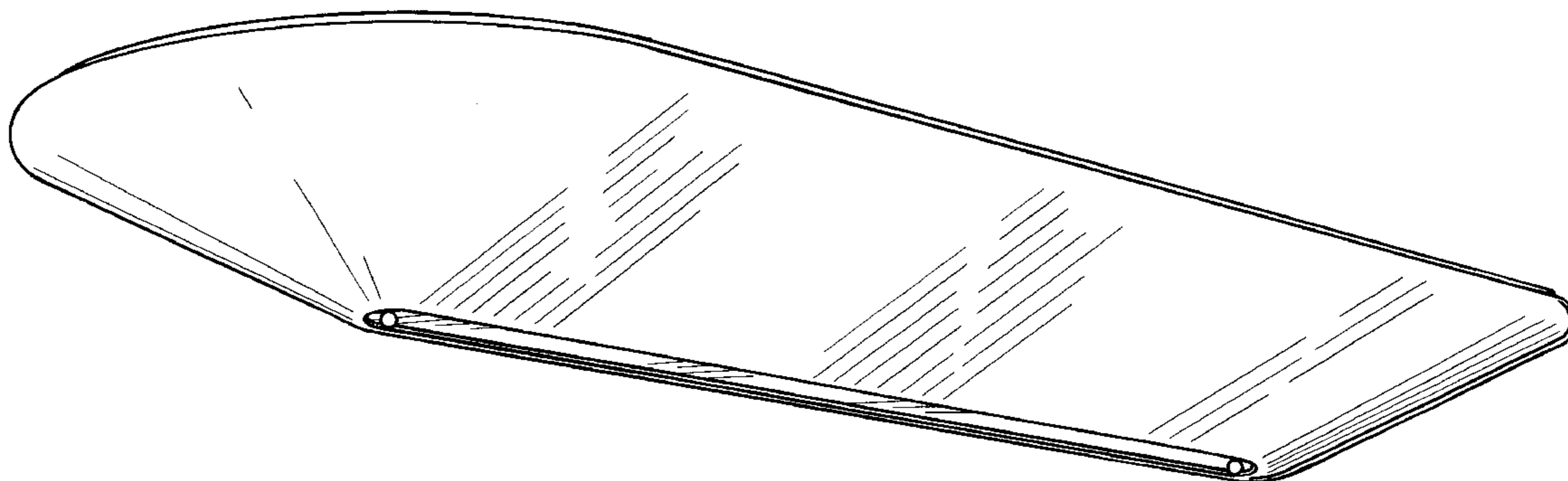
The ornamental design for a diffuser for lighting fixture, as shown and described.

DESCRIPTION

FIG. 1 is a perspective view of the diffuser for lighting fixture showing the new design;
FIG. 2 is a front elevational view thereof;
FIG. 3 is a side elevational view thereof;
FIG. 4 is a top plan view thereof; and,
FIG. 5 is a bottom view thereof.

- (56) **References Cited**
- U.S. PATENT DOCUMENTS**
- D362,315 S * 9/1995 Herst et al. D26/76
- D404,160 S * 1/1999 Herst et al. D26/76
- D405,906 S * 2/1999 Herst et al. D26/76

1 Claim, 2 Drawing Sheets



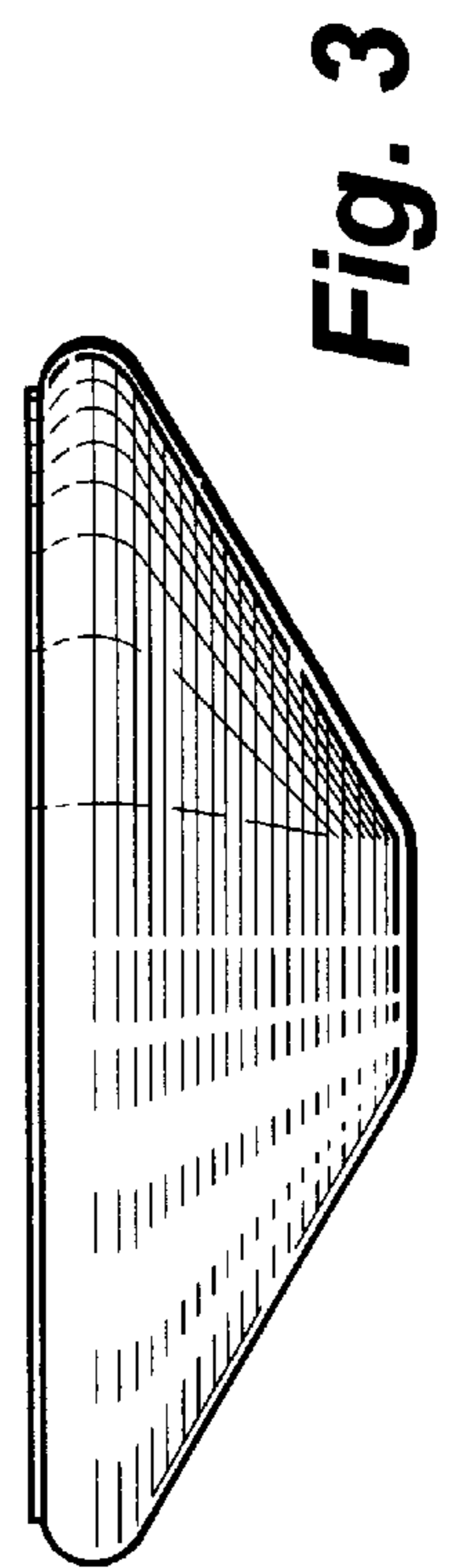

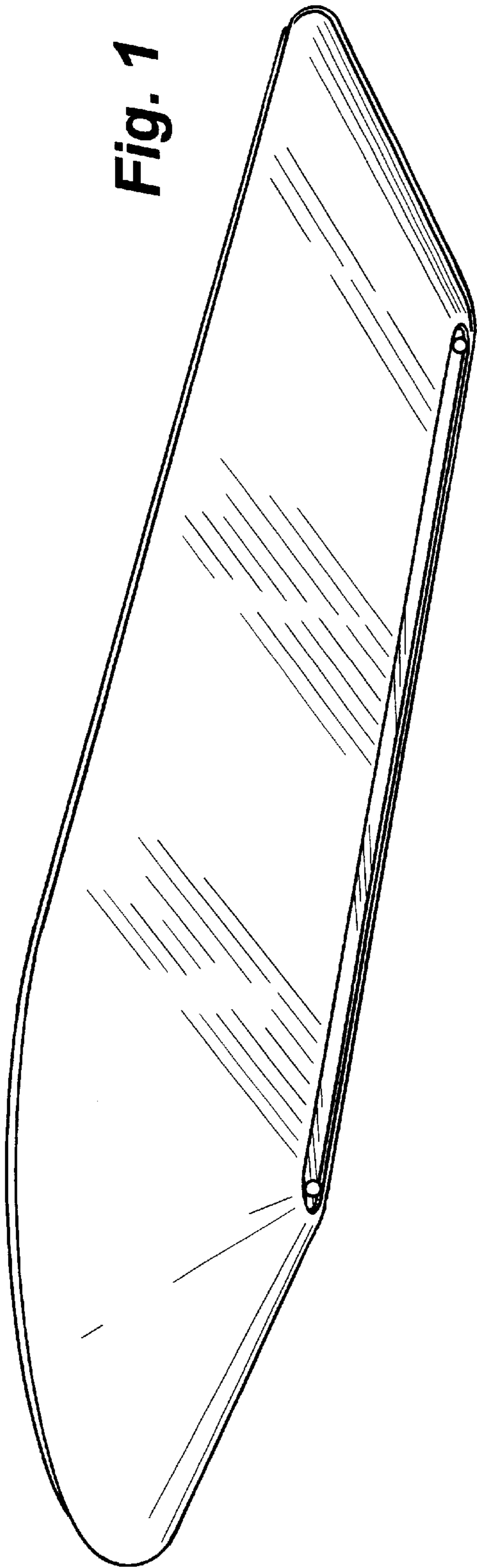


Fig. 4




Fig. 5

