



US00D480829S

(12) **United States Design Patent**
Humphrey

(10) **Patent No.:** **US D480,829 S**

(45) **Date of Patent:** **** Oct. 14, 2003**

(54) **TABLETOP POST LANTERN**

(75) **Inventor:** **Neill W. Humphrey**, El Dorado Hills, CA (US)

(73) **Assignee:** **TSI Prime**, El Dorado Hills, CA (US)

(**) **Term:** **14 Years**

(21) **Appl. No.:** **29/173,970**

(22) **Filed:** **Jan. 8, 2003**

(51) **LOC (7) Cl.** **26-03**

(52) **U.S. Cl.** **D26/112**

(58) **Field of Search** D26/67, 68, 93,
D26/104-112, 37, 40; 362/153, 153.1, 410-414,
431

(56) **References Cited**

U.S. PATENT DOCUMENTS

D40,826 S * 8/1910 Bosworth D26/68
D70,027 S * 4/1926 Ne Page D26/68

D87,483 S * 8/1932 Del Purgatorio D26/110
D92,291 S * 5/1934 Clarke D26/68
D207,272 S * 3/1967 Seals, Jr. D26/68
D208,122 S * 7/1967 Trott D26/68 X

* cited by examiner

Primary Examiner—Pamela Burgess
Assistant Examiner—Linda Brooks

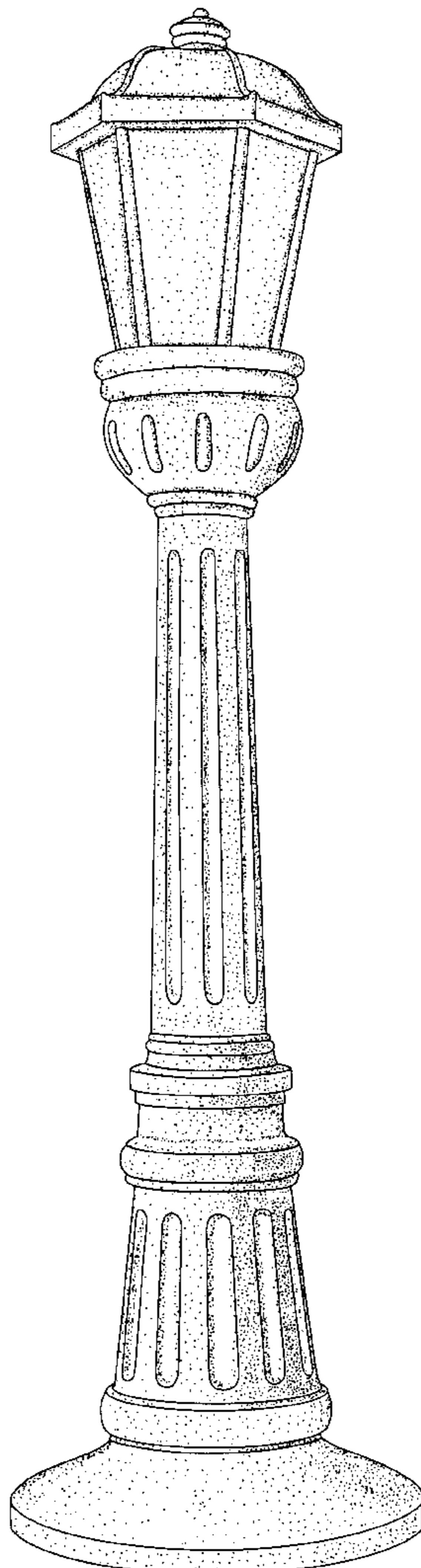
(57) **CLAIM**

The ornamental design for a tabletop post lantern, as shown and described.

DESCRIPTION

FIG. 1 is a perspective view thereof;
FIG. 2 is a front elevational view thereof, the back elevational view being a mirror image;
FIG. 3 is a left side elevational view thereof, the right side elevational view being a mirror image; and,
FIG. 4 is a top plan view thereof.

1 Claim, 4 Drawing Sheets



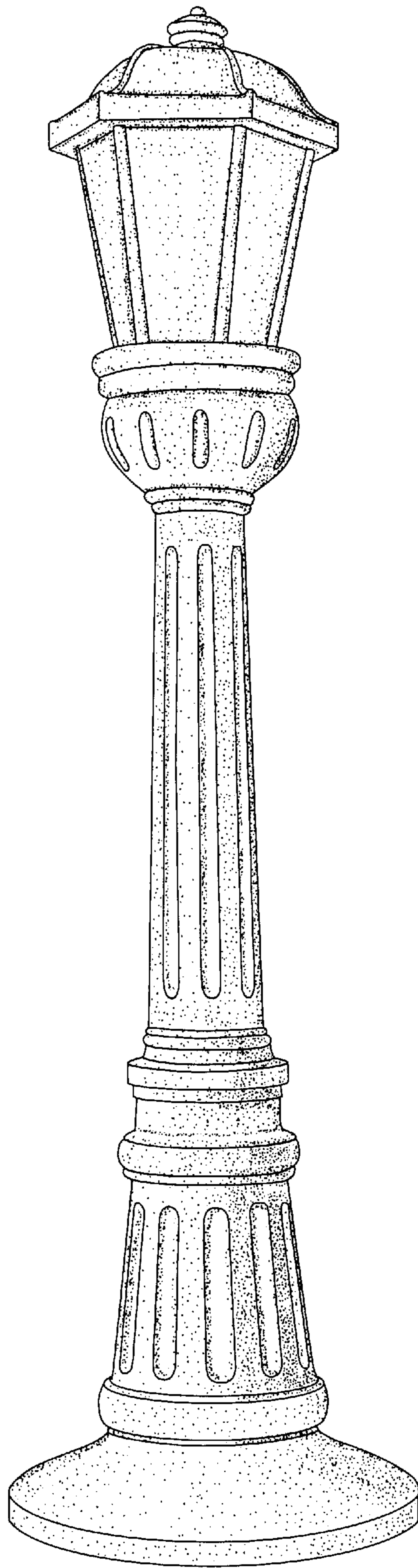


FIG. 1

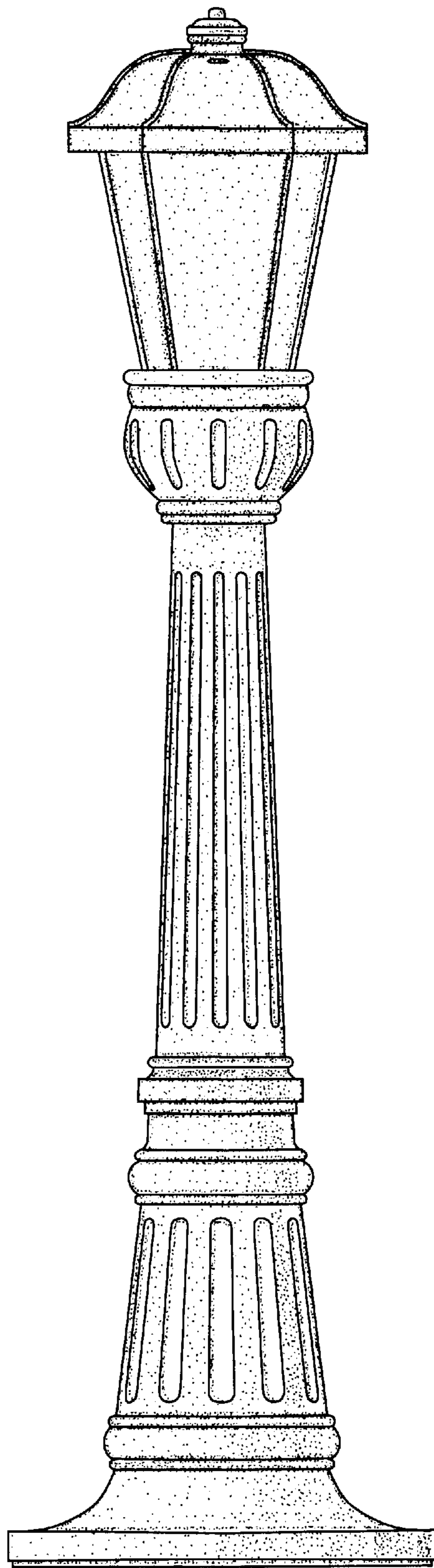


FIG. 2

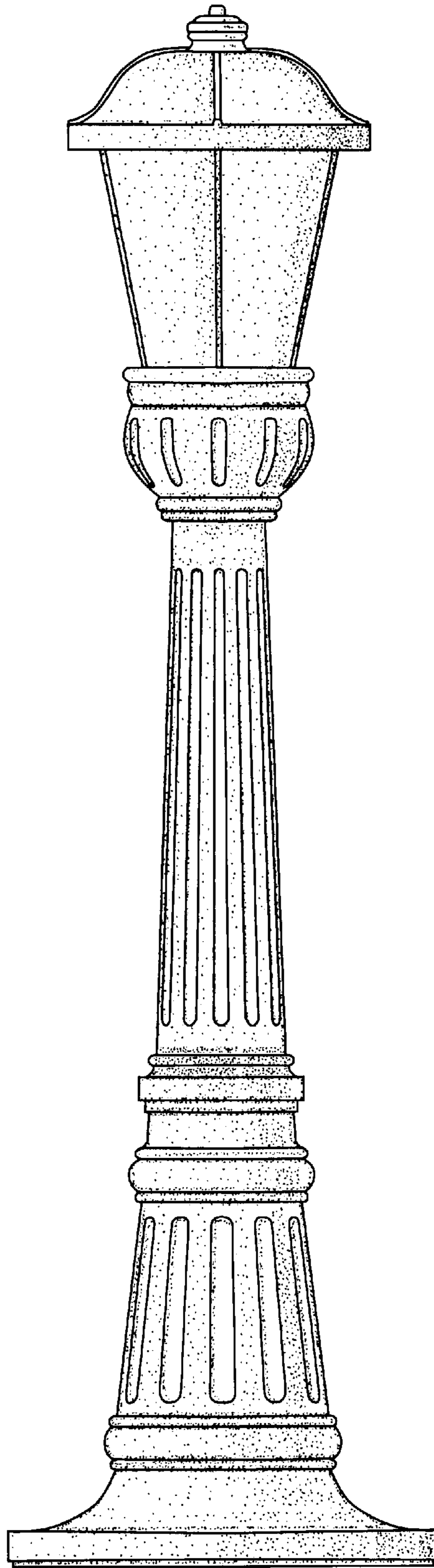


FIG. 3

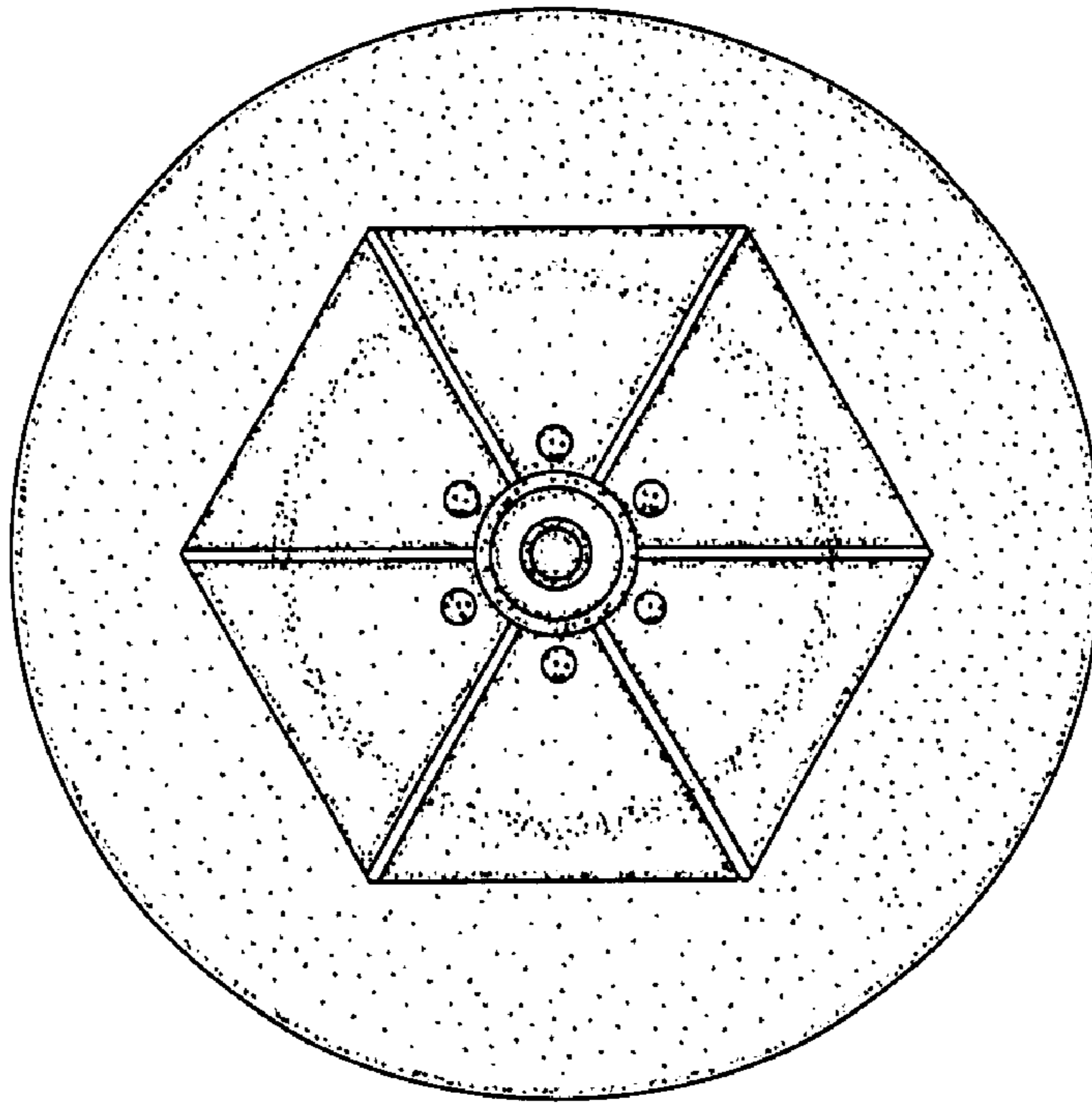


FIG. 4