



US00D480813S

(12) **United States Design Patent**
Tebo

(10) **Patent No.:** **US D480,813 S**

(45) **Date of Patent:** **** Oct. 14, 2003**

(54) **TANNING ROOM**

(76) **Inventor:** **Bradley L. Tebo**, 62 Kinsman Cir.,
Topsfield, MA (US) 01983

(**) **Term:** **14 Years**

(21) **Appl. No.:** **29/174,933**

(22) **Filed:** **Jan. 29, 2003**

(51) **LOC (7) Cl.** **28-03**

(52) **U.S. Cl.** **D24/210**

(58) **Field of Search** D24/209, 210;
607/88, 90, 91, 94; 4/524, 525, 526, 527

(56) **References Cited**

U.S. PATENT DOCUMENTS

D268,054 S	*	2/1983	Charette	D24/209
D285,607 S	*	9/1986	Macier	D24/210
4,623,796 A	*	11/1986	Kratz	250/504 R
D289,686 S	*	5/1987	Springer, Jr.	D24/210
4,703,184 A	*	10/1987	Wolff	607/94

D296,131 S	*	6/1988	James	D24/210
4,984,571 A	*	1/1991	Springer, Jr. et al.	607/94
D458,382 S	*	6/2002	Charette	D24/209

* cited by examiner

Primary Examiner—Stella Reid
(74) *Attorney, Agent, or Firm*—Paul J. Cook

(57) **CLAIM**

The ornamental design for a tanning room, as shown and described.

DESCRIPTION

FIG. 1 is a top view of a tanning room showing my new design.

FIG. 2 is a front elevational view thereof;

FIG. 3 is a rear elevational view thereof;


FIG. 4 is a right side elevational view;

FIG. 5 is a left side elevational view thereof;

FIG. 6 is a bottom view thereof; and,

FIG. 7 is an isometric view thereof.

1 Claim, 4 Drawing Sheets



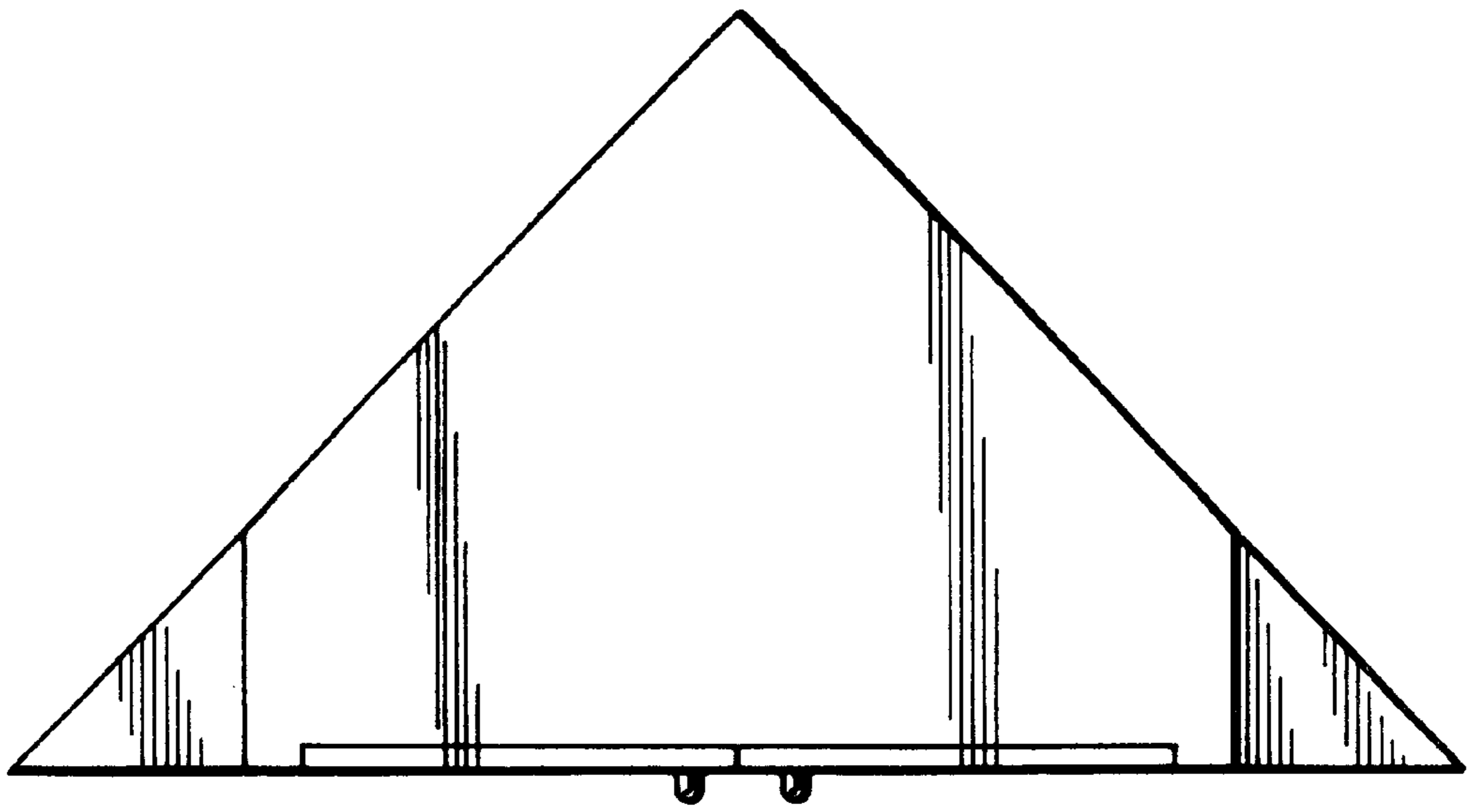


FIG. 1




FIG. 2

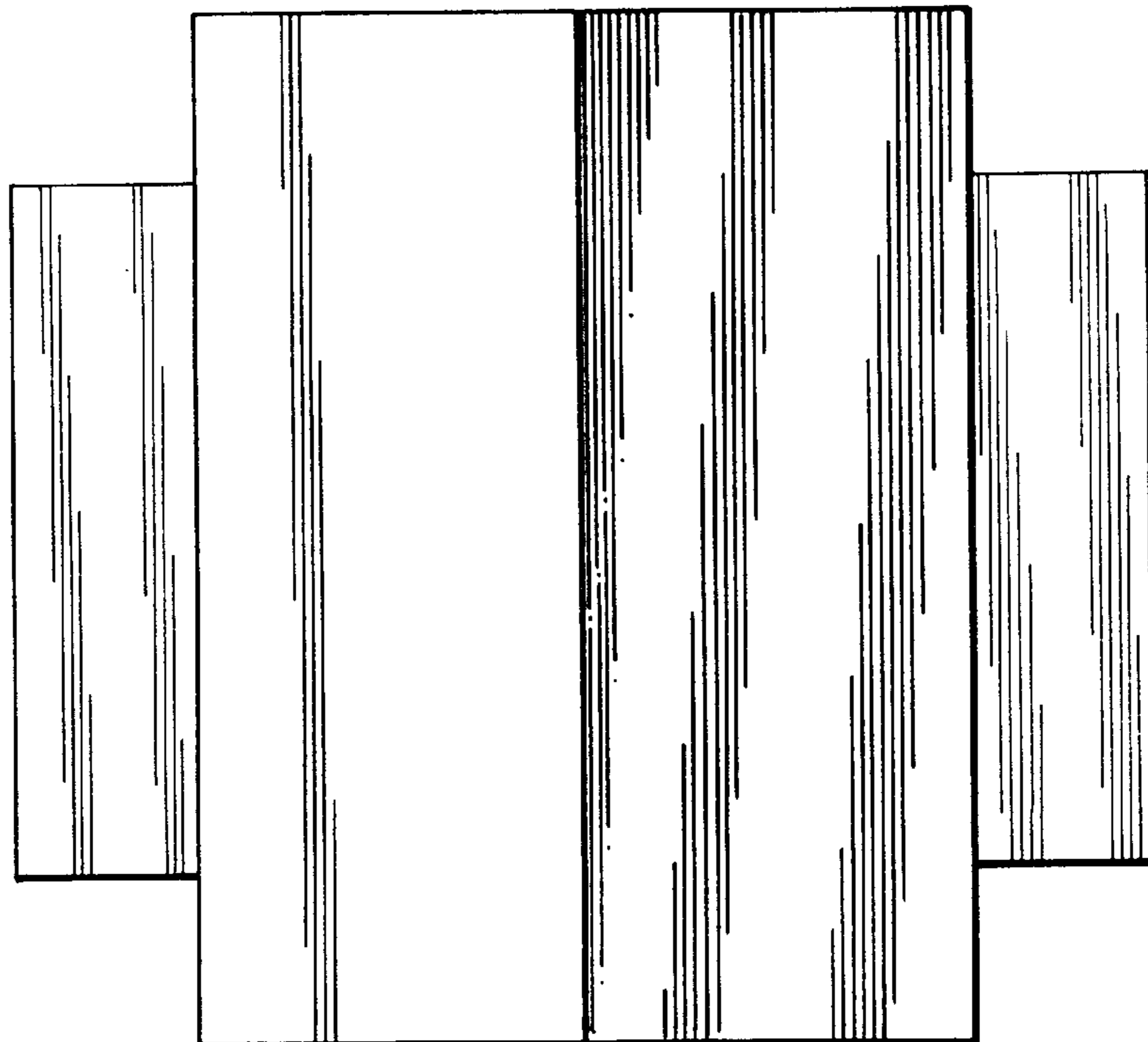


FIG. 3

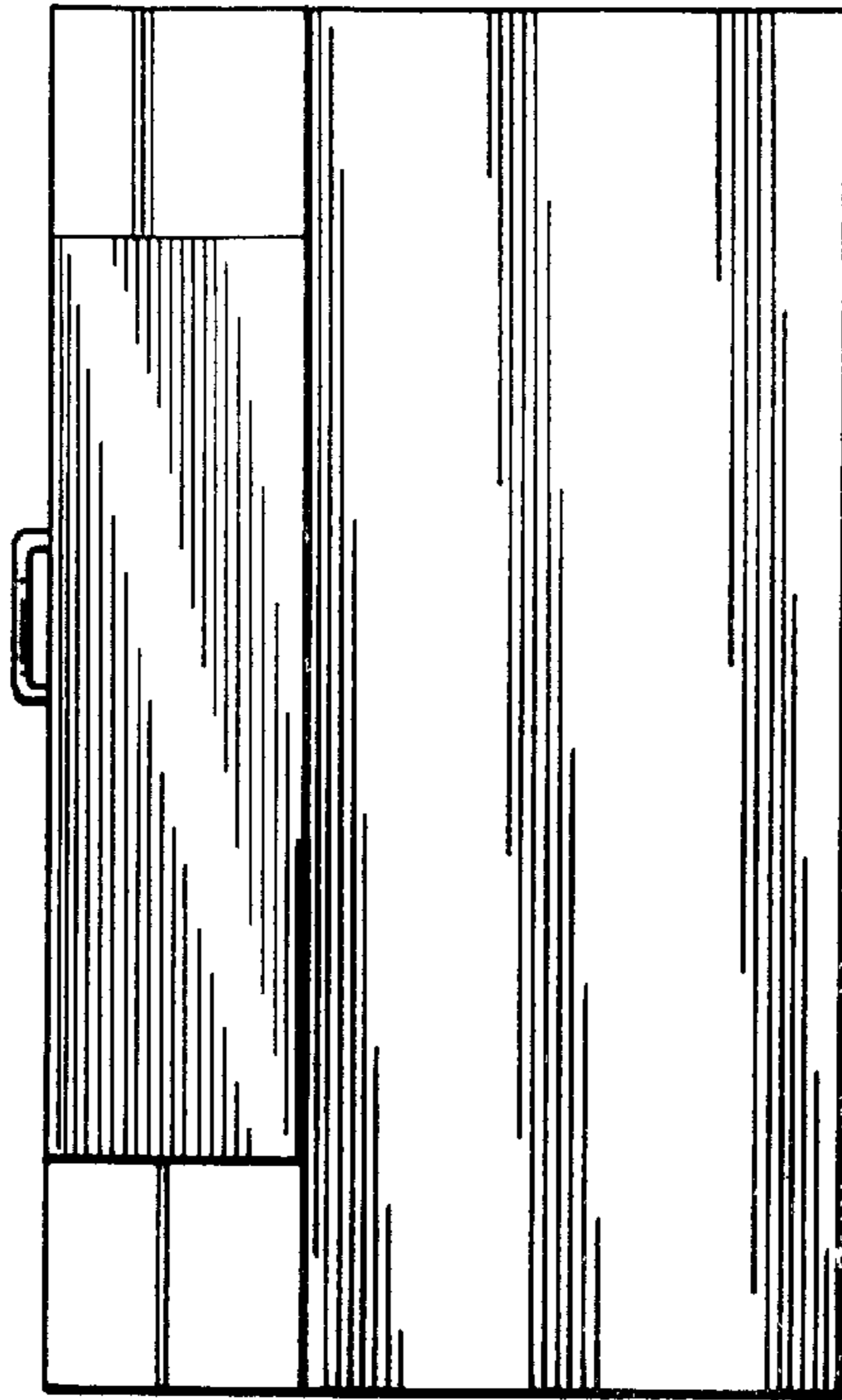


FIG. 4



FIG. 5

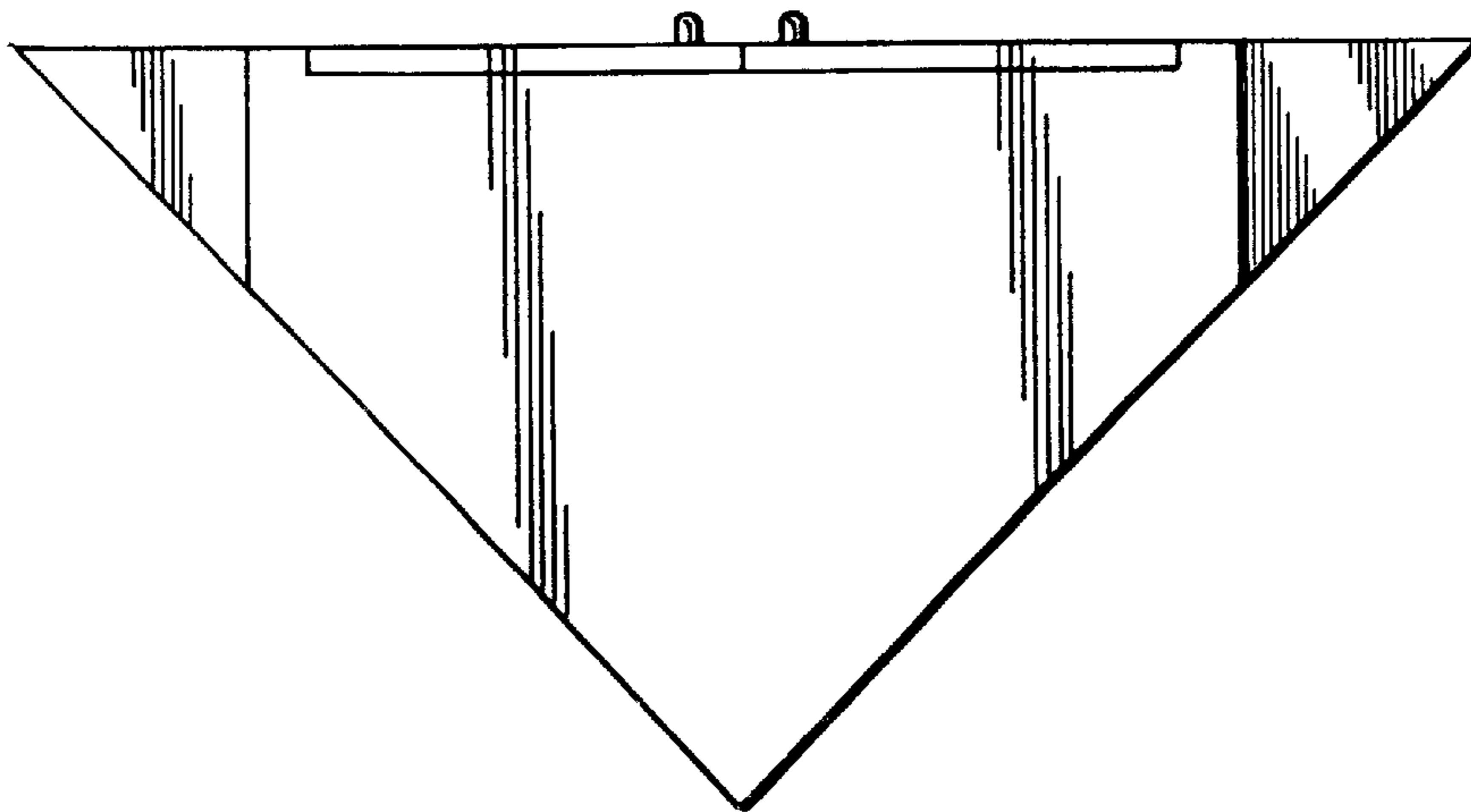


FIG. 6




FIG. 7