



US00D480803S

(12) **United States Design Patent**
Frampton

(10) **Patent No.:** **US D480,803 S**

(45) **Date of Patent:** **** Oct. 14, 2003**

(54) **FAN BLADE FOR A CEILING FAN**

(75) Inventor: **Thomas C. Frampton**, Indianapolis, IN (US)

(73) Assignee: **Fanimation Design & Manufacturing, Inc.**, Lebanon, IN (US)

(**) Term: **14 Years**

(21) Appl. No.: **29/161,803**

(22) Filed: **Jun. 4, 2002**

(51) **LOC (7) Cl.** **23-04**

(52) **U.S. Cl.** **D23/413**

(58) **Field of Search** D23/413, 377,
D23/379, 385, 411; 416/5

(56) **References Cited**

U.S. PATENT DOCUMENTS

D443,352 S	*	6/2001	Lantz	D23/413
D443,353 S	*	6/2001	Lantz	D23/413
D453,566 S	*	2/2002	Lantz	D23/413
D454,636 S	*	3/2002	Lantz	D23/413

OTHER PUBLICATIONS

Cartwright, Wooden fan blade samples, unknown (at least as early as May 30, 2002), 2 pages, 4 sample ceiling fan blades, Oak Forest Products, Inc., Stuart, Florida, U.S.A.

* cited by examiner

Primary Examiner—Lisa Lichtenstein
(74) *Attorney, Agent, or Firm*—Michael A. Myers; Bingham McHale LLP

(57) **CLAIM**

The ornamental design for a fan blade for a ceiling fan, as shown and described.

DESCRIPTION

FIG. 1 is a front view of the fan blade for a ceiling fan showing my new design;

FIG. 2 is a rear view of the design of FIG. 1;

FIG. 3 is a side view of the design of FIG. 1;

FIG. 4 is another side view of the design of FIG. 1;

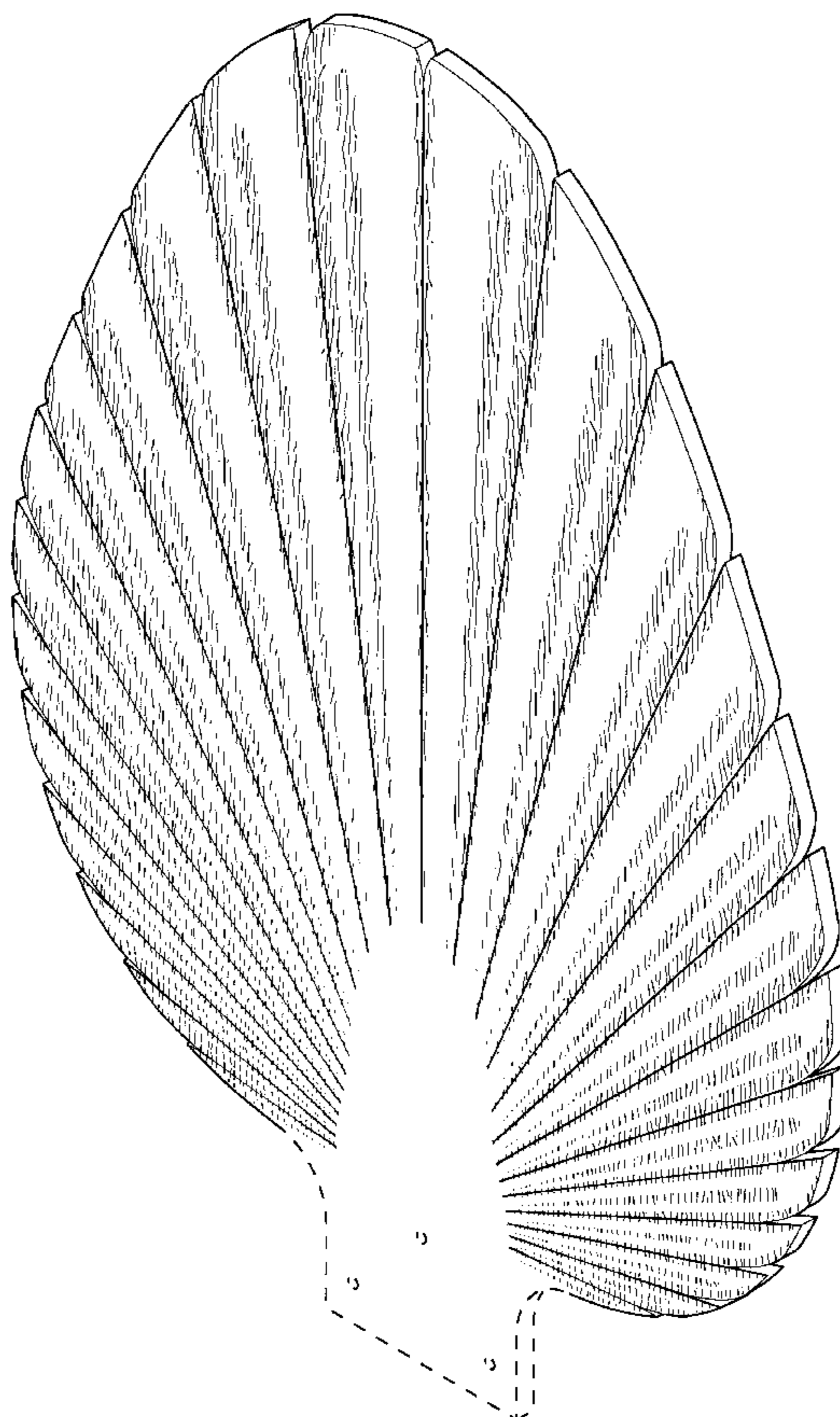
FIG. 5 is a view of the top of the design of FIG. 1;

FIG. 6 is a view of the bottom of the design of FIG. 1; and,

FIG. 7 is a perspective view of the design of FIG. 1.

The broken line showing of environmental structure in FIGS. 1–7 is for illustrative purposes only and forms no part of the claimed design.

1 Claim, 7 Drawing Sheets



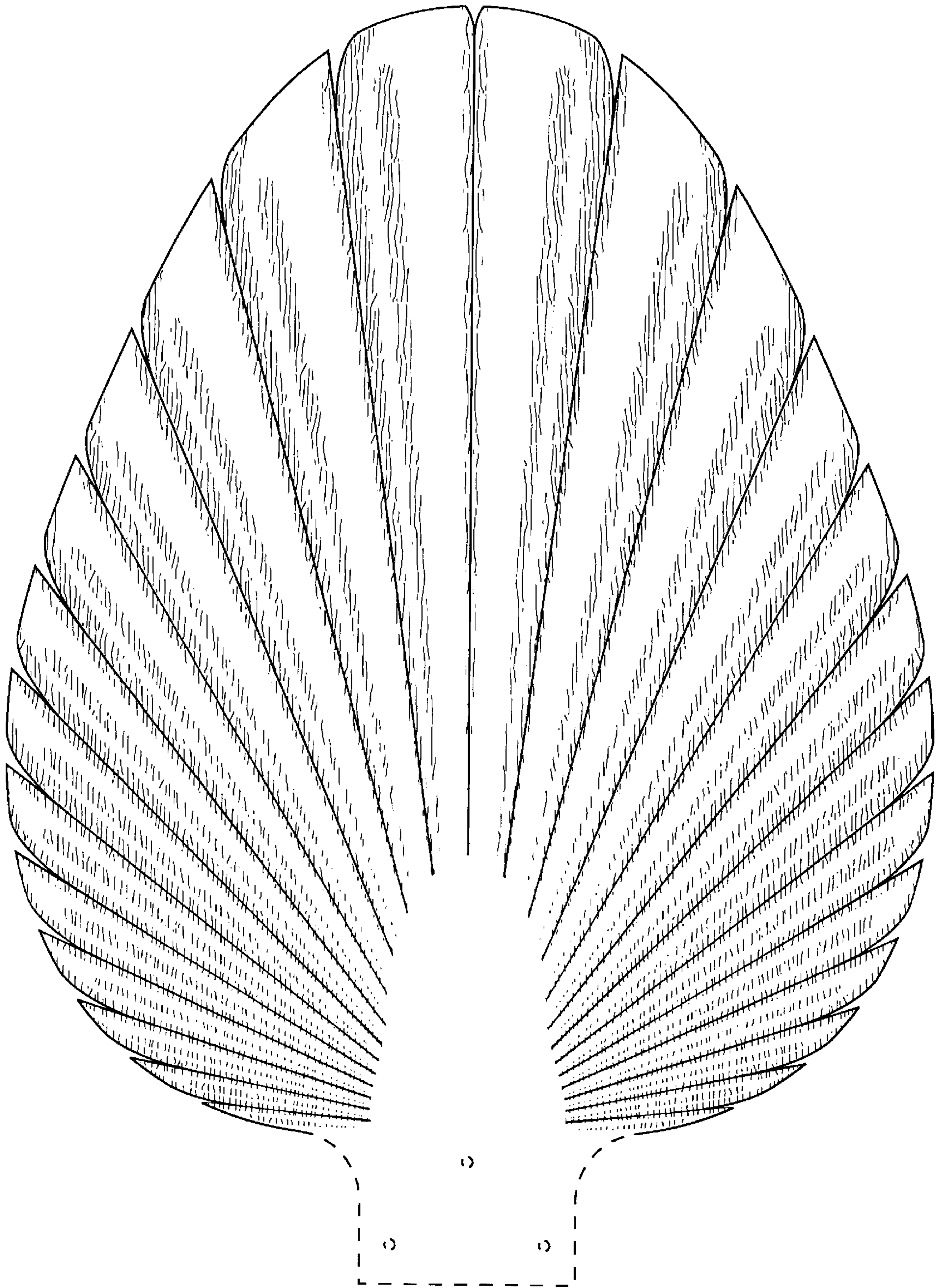


Fig. 1




Fig. 2



Fig. 3



Fig. 4




Fig. 5




Fig. 6

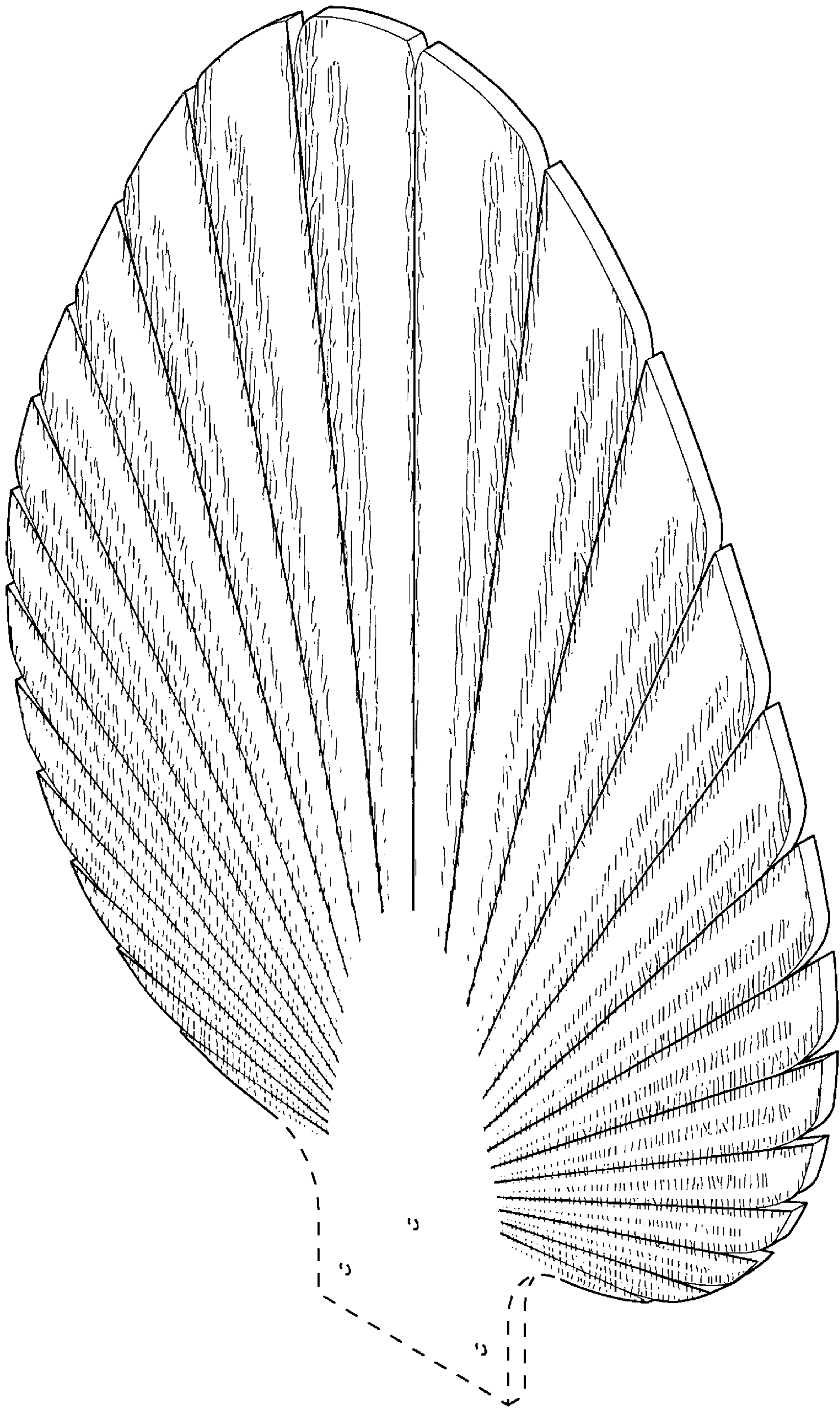


Fig. 7