



US00D480801S

(12) **United States Design Patent**  
**Humphrey**

(10) **Patent No.:** **US D480,801 S**

(45) **Date of Patent:** **\*\* Oct. 14, 2003**

(54) **CEILING FAN HOUSING**

(75) **Inventor:** **Neill W. Humphrey**, El Dorado Hills, CA (US)

(73) **Assignee:** **TSI Prime**, El Dorado Hills, CA (US)

(\*\*) **Term:** **14 Years**

(21) **Appl. No.:** **29/176,313**

(22) **Filed:** **Feb. 20, 2003**

(51) **LOC (7) Cl.** ..... **23-04**

(52) **U.S. Cl.** ..... **D23/411**

(58) **Field of Search** ..... D23/377, 379,  
D23/385, 411; 416/5; 392/364

(56) **References Cited**

**U.S. PATENT DOCUMENTS**

D389,568 S	*	1/1998	Gee, II et al. ....	D23/411
D399,555 S	*	10/1998	Gee, II et al. ....	D23/411
D422,352 S	*	4/2000	Gee, II .....	D23/411
D444,870 S		7/2001	Lee	

D445,887 S	7/2001	Campbell
D445,888 S	7/2001	Lee
D452,306 S	12/2001	Jaspers-Fayer
D452,307 S	12/2001	Dolan
D452,908 S	1/2002	Dolan
D454,630 S	3/2002	Hidalgo
D454,632 S	3/2002	Huang

\* cited by examiner

*Primary Examiner*—Lisa Lichtenstein

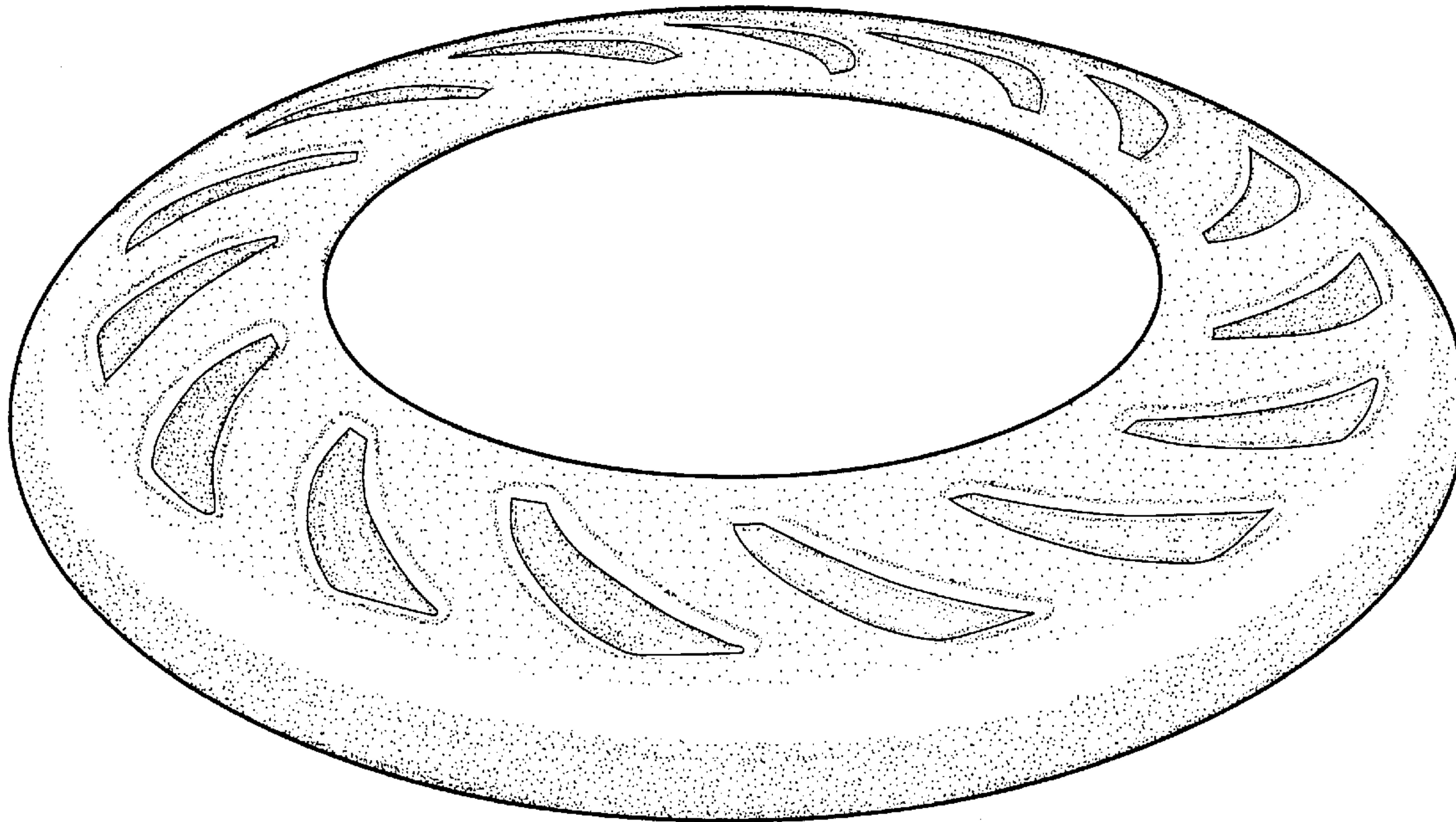
(57) **CLAIM**

The ornamental design for a ceiling fan housing, as shown and described.

**DESCRIPTION**

FIG. 1 is a perspective view of a ceiling fan housing; FIG. 2 is a top view thereof, the bottom view being a mirror image; and, FIG. 3 is a side view thereof; the front and back view being a mirror image.

**1 Claim, 3 Drawing Sheets**



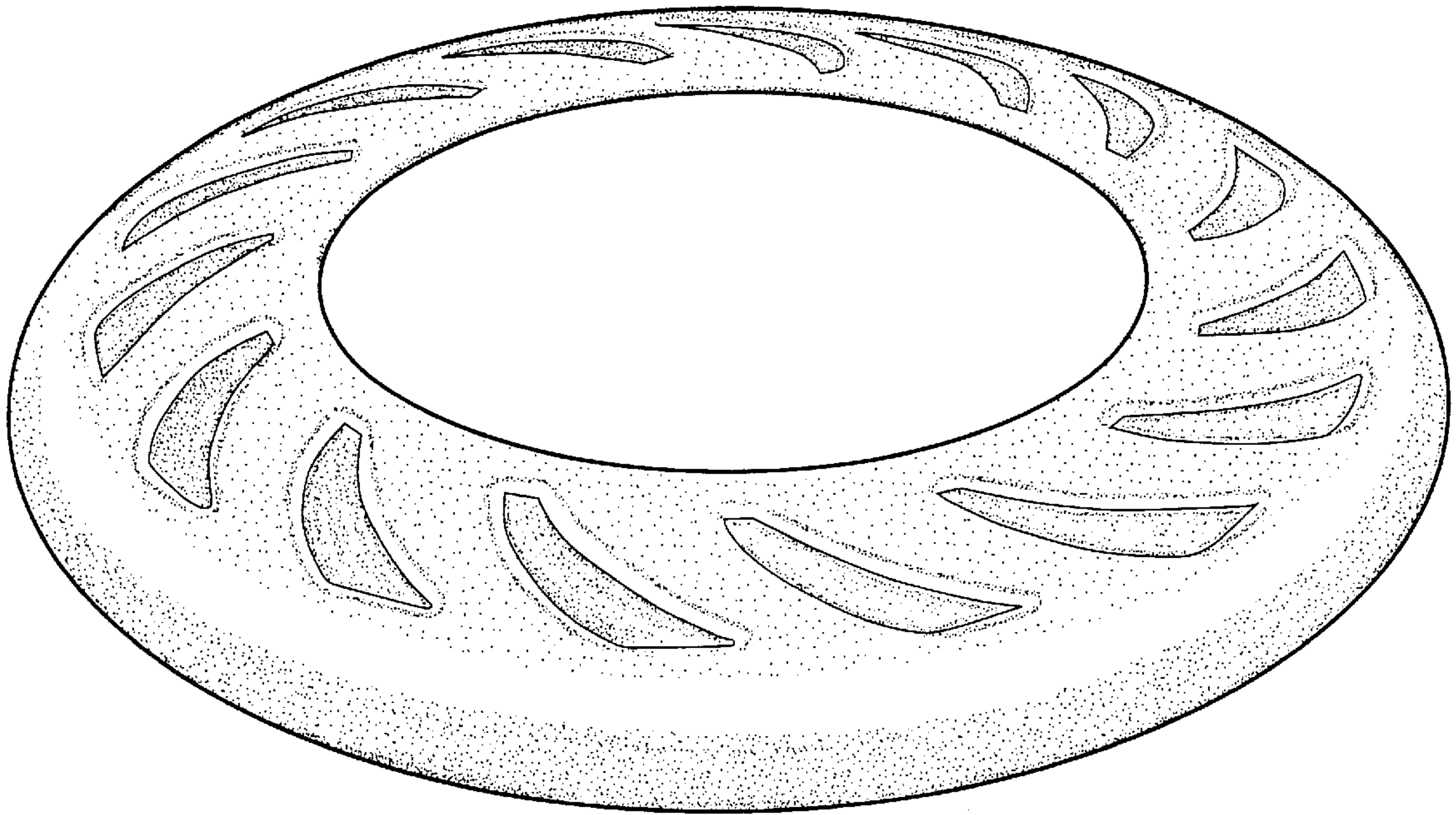


Fig. 1




Fig. 2






Fig. 3