



US00D480799S

(12) **United States Design Patent**  
**Stauffer**

(10) **Patent No.:** **US D480,799 S**

(45) **Date of Patent:** **\*\* Oct. 14, 2003**

(54) **CEILING FAN LIGHT KIT**

(75) Inventor: **Michael J. Stauffer**, Memphis, TN  
(US)

(73) Assignee: **Hunter Fan Company**, Memphis, TN  
(US)

(\*\*) Term: **14 Years**

(21) Appl. No.: **29/172,597**

(22) Filed: **Dec. 12, 2002**

(51) **LOC (7) Cl.** ..... **23-04**

(52) **U.S. Cl.** ..... **D23/411**

(58) **Field of Search** ..... D23/411, 377,  
D23/379, 385; D26/59, 51, 81-86, 88,  
72; 416/5; 392/364; 362/96

(56) **References Cited**

**U.S. PATENT DOCUMENTS**

D425,610 S \* 5/2000 Gee, II ..... D23/377  
D459,466 S \* 6/2002 Hsieh ..... D23/411

**OTHER PUBLICATIONS**

Casablanca Fan Company 2001 Product Catalog p. 67  
(G826 Bohemian Crystal Star Cut, G827 Bohemian Crystal  
Petal Cut, G501 White Opal Schoolhouse, G502 White Opal  
Mushroom, G106 Seashell Glass, G107 White Marble,  
G108 Scavo Glass, G109 White Frosted Glass, G110 Opal

Glass with Accent, G202, G208 White Marble Glass, G211  
Rope Glass, G213 Leaf Glass, G215 Red Tiffany, G216  
Green Tiffany).

Hunter Fan Company 2001 Ceiling Fan Selection and Spe-  
cial Order Guide (Low Profile Marine II Outdoor Listed  
Light, 10" Low Profile with Opal Glass, 8" Low profile with  
Opal Glass, 10" Low Profile with Stepped Glass, 11<sup>1/2</sup> Low  
Profile with Opal Conical Glass, 10" Low Profile with  
Frosted Rosette Glass, 10" Low Profile Frosted/Clear  
Glass).

2002 Airflow, Pomona CA 91768 p. 22 (AK3T, AK4T,  
K134, AK4V, K164, AK3W, AK1, WK1, K4K, AGK2,  
AGK1, WGK1.

\* cited by examiner

*Primary Examiner*—Lisa Lichtenstein

(74) *Attorney, Agent, or Firm*—Baker Donelson

(57) **CLAIM**

The ornamental design for a ceiling fan light kit, as shown  
and described.

**DESCRIPTION**

FIG. 1 is a perspective view of a ceiling fan light kit showing  
my new design.

FIG. 2 is a front view thereof, the rear view, right side view  
and left side view being substantially the same thereof.

FIG. 3 is a top view thereof; and,

FIG. 4 is a bottom view thereof.

**1 Claim, 2 Drawing Sheets**




Fig. 1




Fig. 2

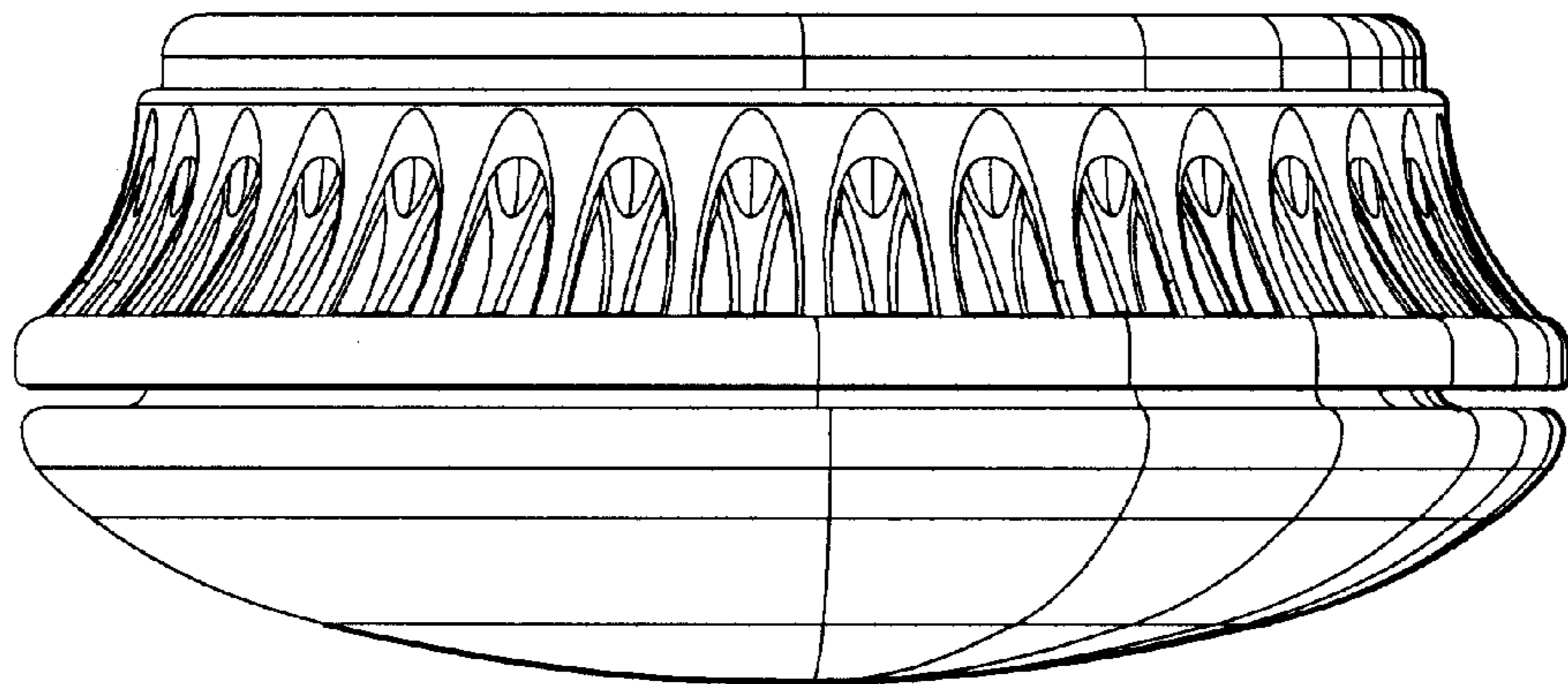


Fig. 3




Fig. 4

