



US00D480778S

(12) **United States Design Patent**  
**Rae**

(10) **Patent No.:** **US D480,778 S**

(45) **Date of Patent:** **\*\* Oct. 14, 2003**

(54) **KNIFE**

D451,572 S \* 12/2001 Barker, II ..... D22/118

D473,627 S \* 4/2003 Rae ..... D22/118

D473,912 S \* 4/2003 Rae ..... D22/118

(75) Inventor: **Kit Rae**, Kodak, TN (US)

(73) Assignee: **United Cutlery, Inc.**, Sevierville, TN (US)

\* cited by examiner

(\*\*) Term: **14 Years**

*Primary Examiner*—Catherine R. Oliver

(74) *Attorney, Agent, or Firm*—Needle & Rosenberg, PC.

(21) Appl. No.: **29/170,363**

(57) **CLAIM**

(22) Filed: **Nov. 4, 2002**

The ornamental design for a knife, as shown and described.

(51) **LOC (7) Cl.** ..... **22-02**

**DESCRIPTION**

(52) **U.S. Cl.** ..... **D22/118**

FIG. 1 is a left side elevational view of the design of the present invention for a knife, the right, opposite, side of which is a mirror image thereof;

(58) **Field of Search** ..... D22/117, 118;  
D21/567, 568; 30/295, 342, 299; D8/93,  
95, 98

FIG. 2 is a top plan view of the knife of FIG. 1, the bottom plan view of which is a mirror image thereof;

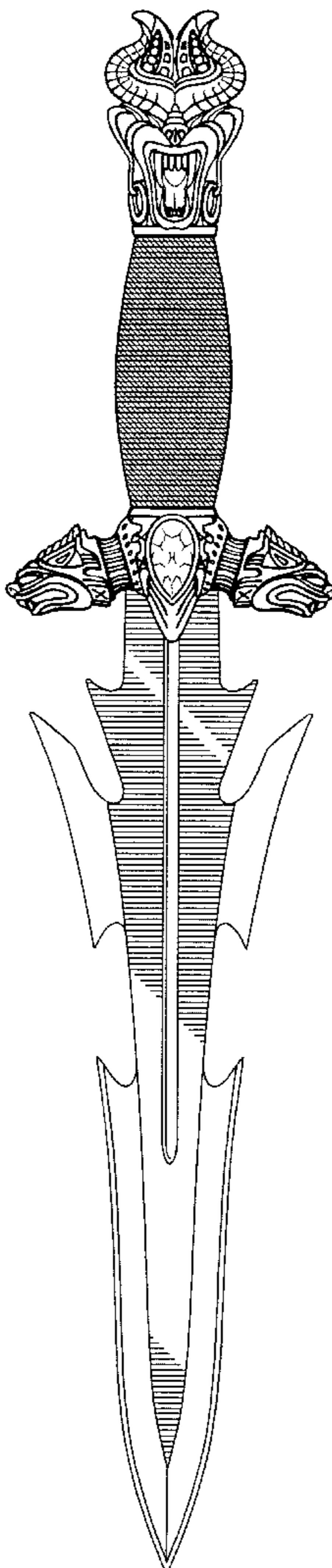
(56) **References Cited**

FIG. 3 is a rear elevational view of the knife of FIG. 1; and,  
FIG. 4 is a front elevational view of the knife of FIG. 1.

**U.S. PATENT DOCUMENTS**

D351,210 S \* 10/1994 Koskinen ..... D22/118

**1 Claim, 2 Drawing Sheets**



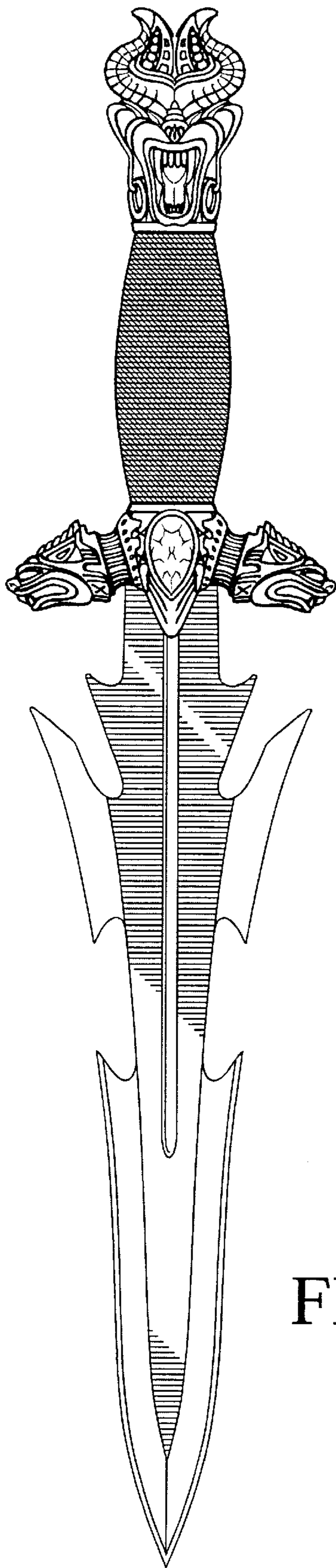


FIG 1

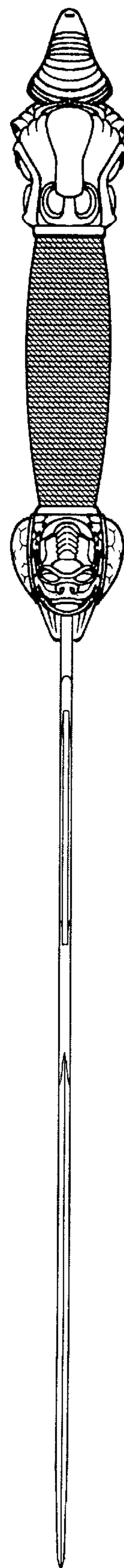


FIG 2




FIG 3

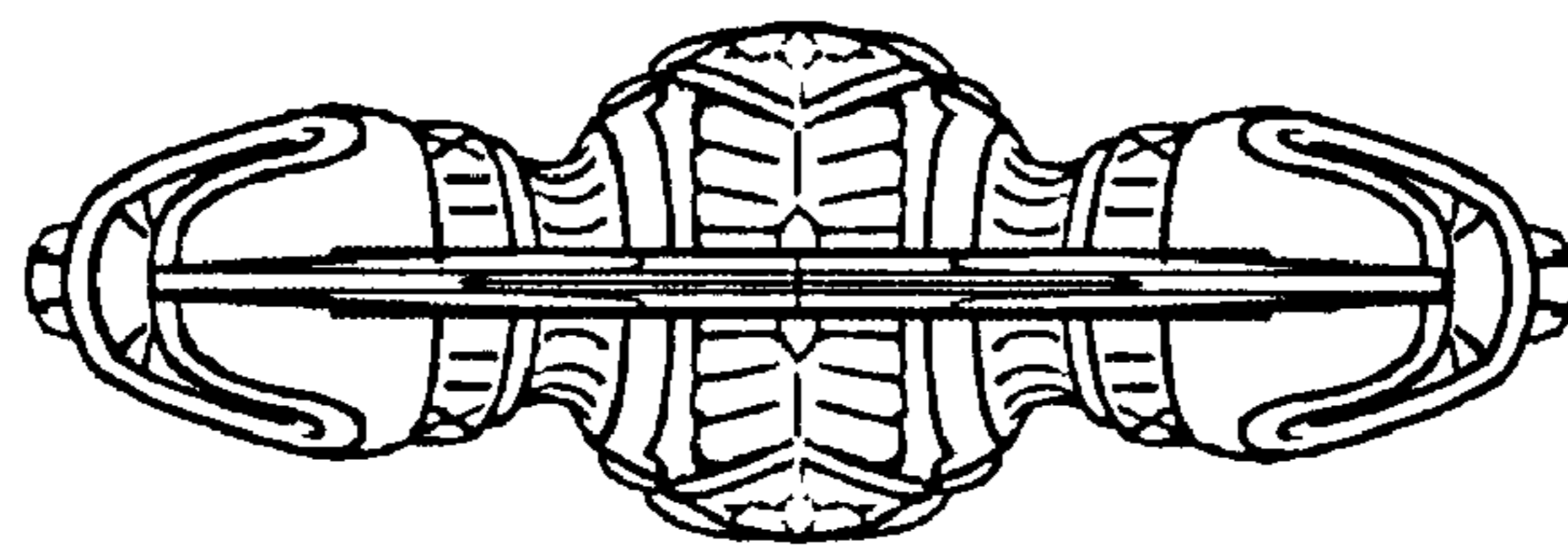


FIG 4