



US00D480760S

(12) **United States Design Patent**
Wieth et al.

(10) **Patent No.:** **US D480,760 S**

(45) **Date of Patent:** **** Oct. 14, 2003**

(54) **FRAME FOR DISPLAY ELEMENT**

(75) Inventors: **Franz Wieth**, Puchheim (DE); **Horst Sonnendorfer**, Puchheim (DE)

(73) Assignee: **systemc POS-Technology GmbH**, Puchheim (DE)

(**) Term: **14 Years**

(21) Appl. No.: **29/165,195**

(22) Filed: **Aug. 6, 2002**

(30) **Foreign Application Priority Data**

Feb. 7, 2002 (DE) 4 02 01 064

(51) **LOC (7) Cl.** **20-02**

(52) **U.S. Cl.** **D20/10; D20/18**

(58) **Field of Search** D20/10, 13, 15, D20/18, 19, 20, 21, 42, 43, 99; D18/7; 40/5, 308, 320, 325, 446, 448, 607, 661, 661.12; 224/411, 277; 280/33.992; 340/5.91, 825.36

(56) **References Cited**

U.S. PATENT DOCUMENTS

D119,041 S	*	2/1940	MacDonald	D20/42
3,314,601 A	*	4/1967	Voo	235/60 TK
3,438,644 A	*	4/1969	McMillan et al.	280/33.992
D267,657 S	*	1/1983	Wong	D20/18
D287,370 S	*	12/1986	Stoll et al.	D18/7
D321,577 S	*	11/1991	Ellis et al.	D34/21
D328,607 S	*	8/1992	Brennan	D18/7
D328,762 S	*	8/1992	Muniz, Jr.	D20/18

D351,404 S	*	10/1994	Hood et al.	D18/7
D351,408 S	*	10/1994	Hood et al.	D18/7
5,406,271 A	*	4/1995	Sonnendorfer et al.	340/5.91
D367,679 S	*	3/1996	Vitali et al.	D20/42
D386,801 S	*	11/1997	Orgovan	D26/31
D394,674 S	*	5/1998	Arnett et al.	D20/10
D417,893 S	*	12/1999	Hunter et al.	D20/10
6,323,753 B2	*	11/2001	Begum	340/5.91
6,484,939 B1	*	11/2002	Blauer	235/383

* cited by examiner

Primary Examiner—Robert M. Spear

(74) *Attorney, Agent, or Firm*—Volpe and Koenig, P.C.

(57) **CLAIM**

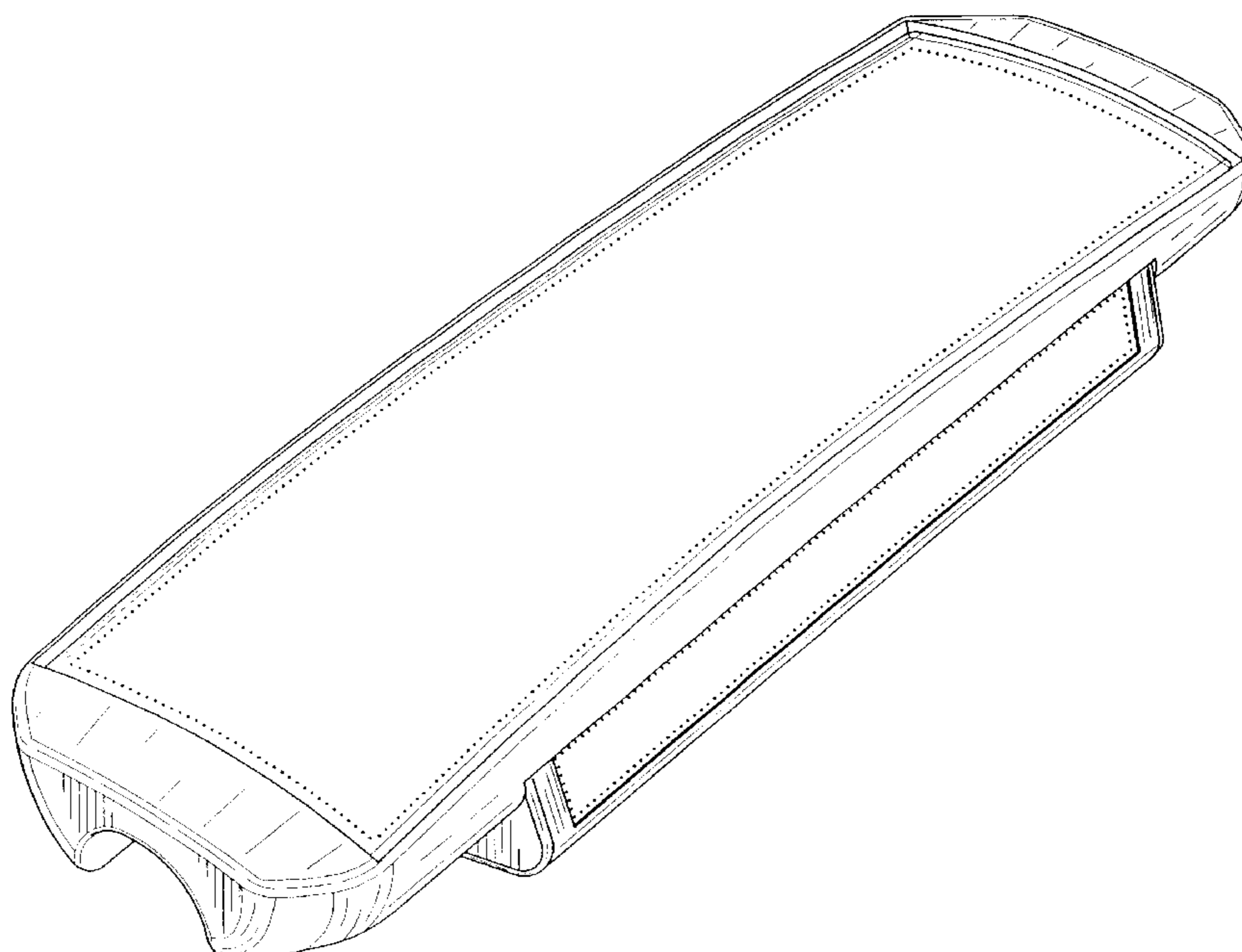
The ornamental design for a frame for display element, as shown and described.

DESCRIPTION

FIG. 1 is a perspective view, from front and above, of a frame for a display element showing our new design. FIG. 2 is a reduced scale front view thereof. FIG. 3 is a rear view thereof. FIG. 4 is a right side view thereof. FIG. 5 is a left side view thereof. FIG. 6 is a top view thereof; and, FIG. 7 is a bottom view thereof.

The broken lines shown in FIGS. 1–7 represent environmental subject matter and form no part of the claimed design. The dotted lines shown in FIGS. 1–6 represent borders between claimed and unclaimed subject matter and form no part of the claimed design.

1 Claim, 3 Drawing Sheets



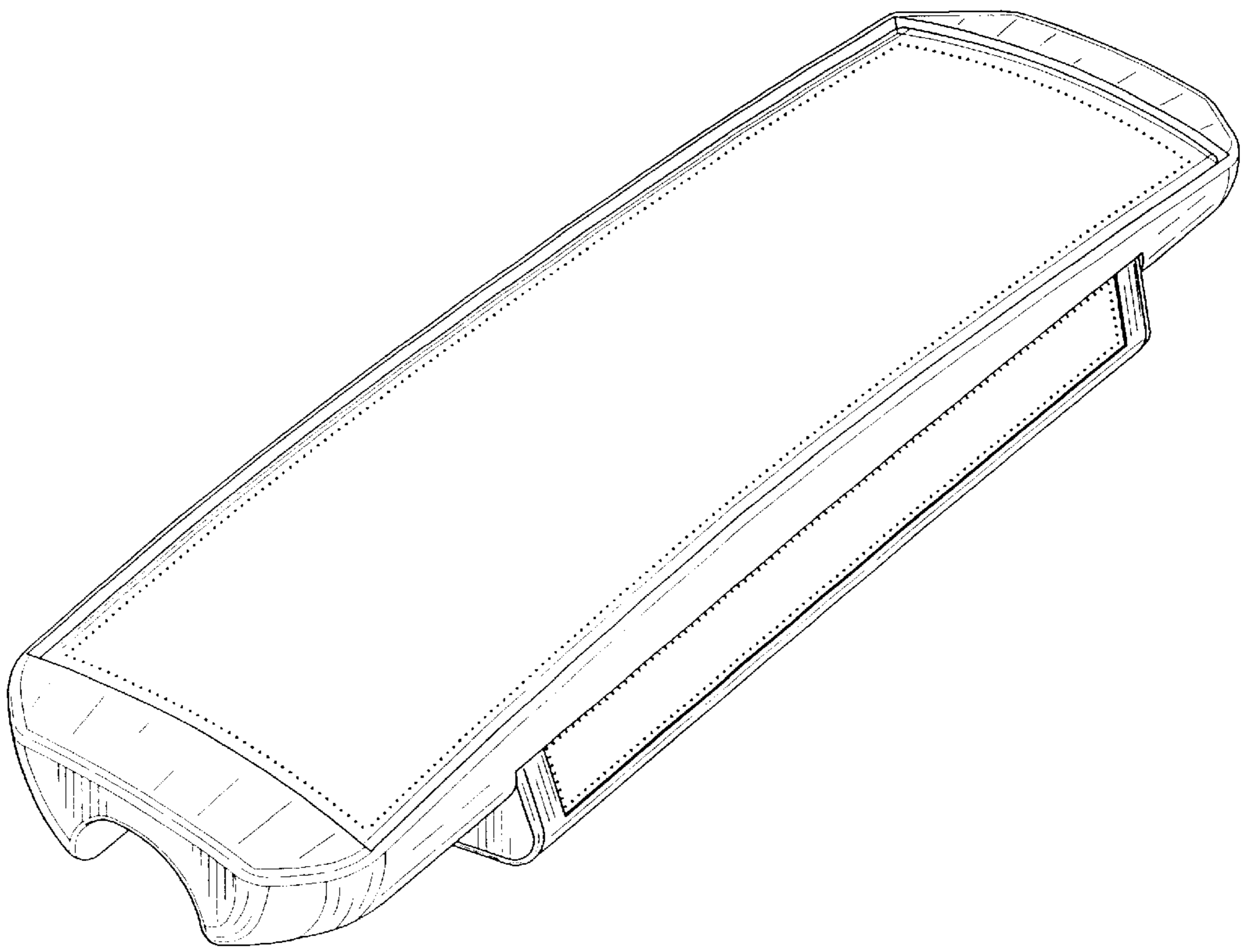


FIG. 1

FIG. 2

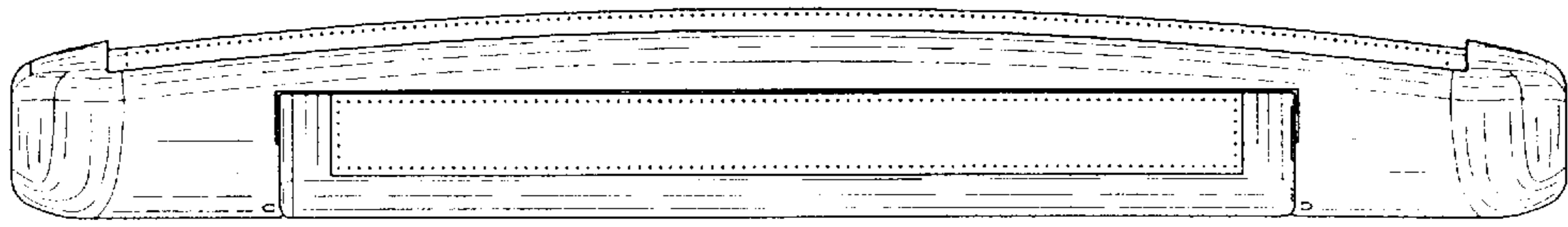


FIG. 3

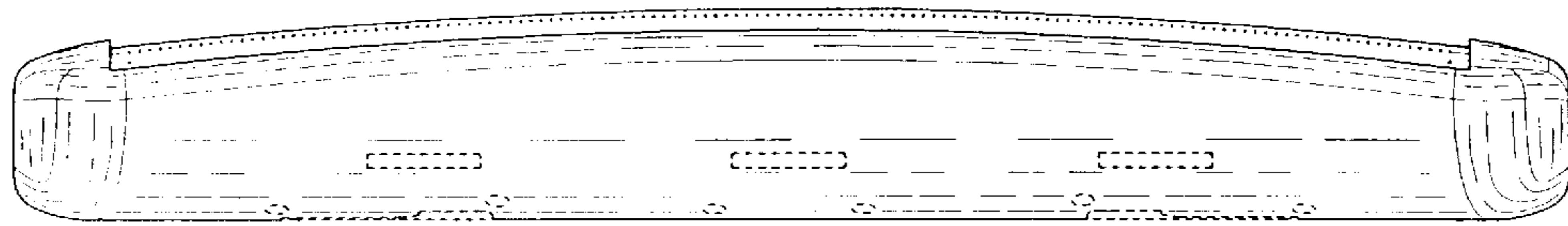


FIG. 4

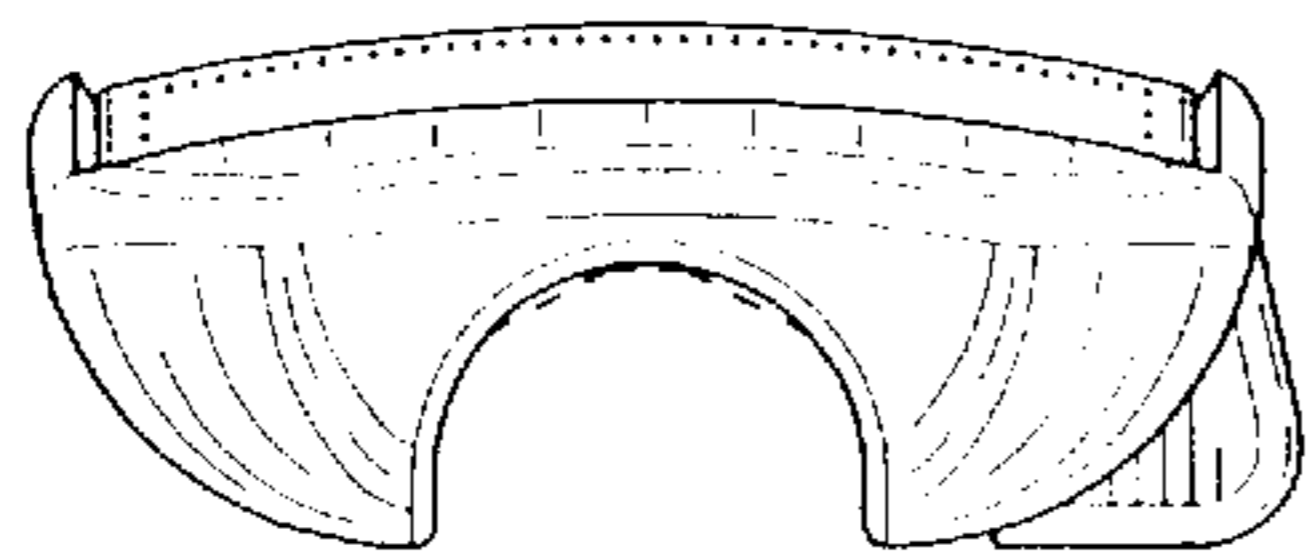


FIG. 5

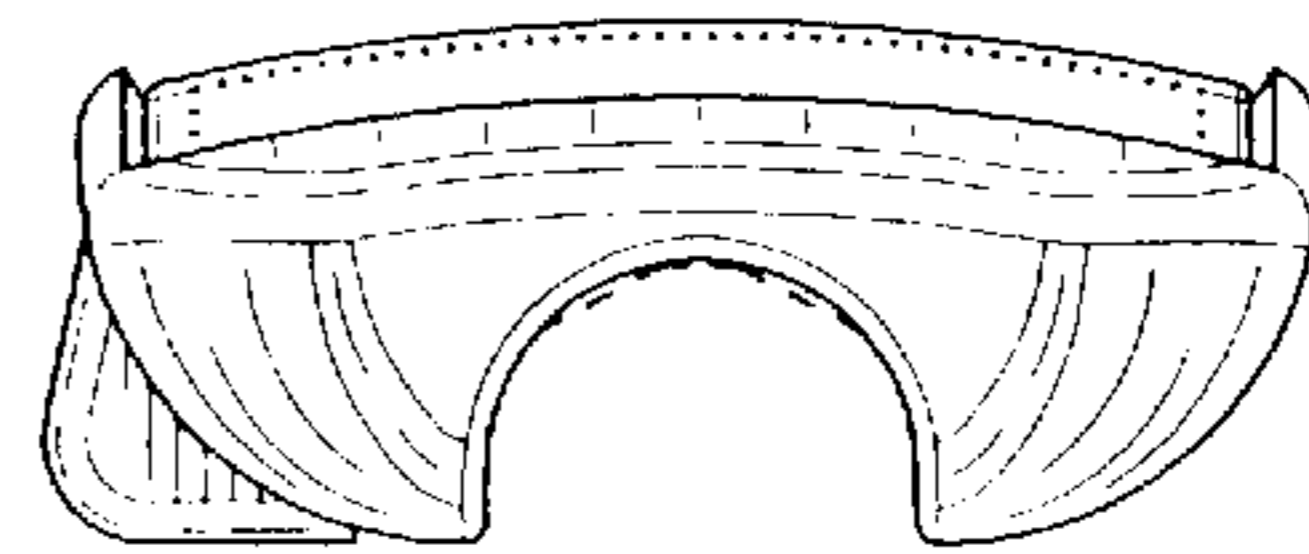


FIG. 6




FIG. 7

