



US00D480756S

(12) **United States Design Patent**  
**Hwang**

(10) **Patent No.:** **US D480,756 S**

(45) **Date of Patent:** **\*\* Oct. 14, 2003**

(54) **BALL POINT PEN**

(75) **Inventor:** **Sung Ryul Hwang, Seoul (KR)**

(73) **Assignee:** **Dong-A Pencil Co., Ltd., Seoul (KR)**

(\*\*) **Term:** **14 Years**

(21) **Appl. No.:** **29/170,999**

(22) **Filed:** **Nov. 15, 2002**

(51) **LOC (7) Cl.** ..... **19-06**

(52) **U.S. Cl.** ..... **D19/48; D19/55; D19/56**

(58) **Field of Search** ..... **D19/35, 36, 41-51,**  
**D19/53-58, 81-85; 401/6, 7, 88, 99, 100,**  
**101, 103-106, 107-110, 111-117, 209**

(56) **References Cited**

**U.S. PATENT DOCUMENTS**

D355,673 S	*	2/1995	Takahashi	.....	D19/48
D378,601 S	*	3/1997	Sakuno	.....	D19/48
D400,581 S	*	11/1998	Hasegawa	.....	D19/51
D404,070 S	*	1/1999	Hasegawa	.....	D19/51
D407,114 S	*	3/1999	Sakuno	.....	D19/48

D441,017 S	*	4/2001	Gault et al.	.....	D19/50
D463,491 S	*	9/2002	Hwang	.....	D19/48
D464,083 S	*	10/2002	Yoon	.....	D19/51

\* cited by examiner

*Primary Examiner*—Martie K. Holtje

(74) *Attorney, Agent, or Firm*—Birch, Stewart, Kolasch & Birch, LLP

(57) **CLAIM**

The ornamental design for a ball point pen, as shown and described.

**DESCRIPTION**

FIG. 1 is a front elevational view of a ball point pen, showing my new design;  
FIG. 2 is a rear elevational view thereof;  
FIG. 3 is a left side elevational view thereof;  
FIG. 4 is a right side elevational view thereof;  
FIG. 5 is a top plan view thereof;  
FIG. 6 is a bottom plan view thereof; and,  
FIG. 7 is a perspective view thereof.

**1 Claim, 1 Drawing Sheet**

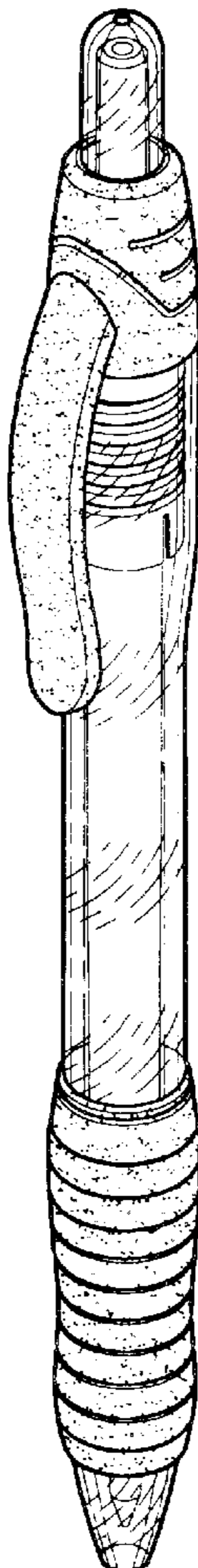


FIG. 1

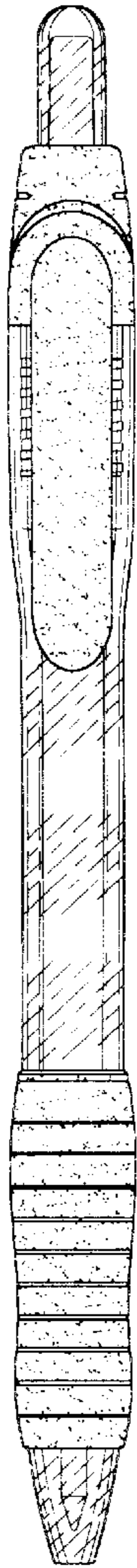


FIG. 2

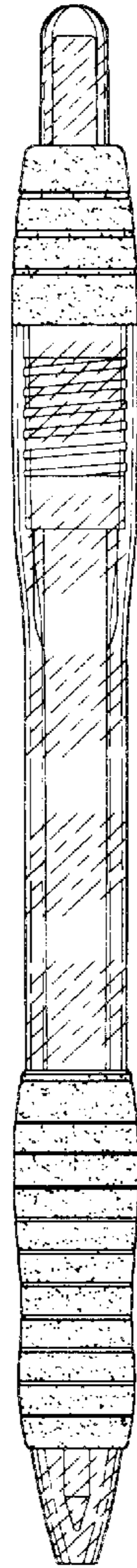


FIG. 3

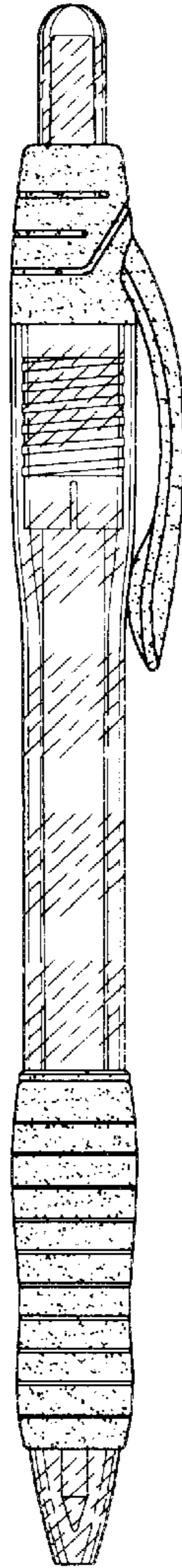


FIG. 4

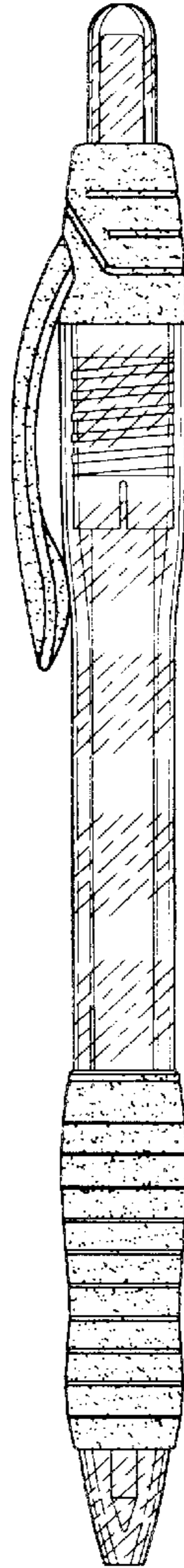


FIG. 7

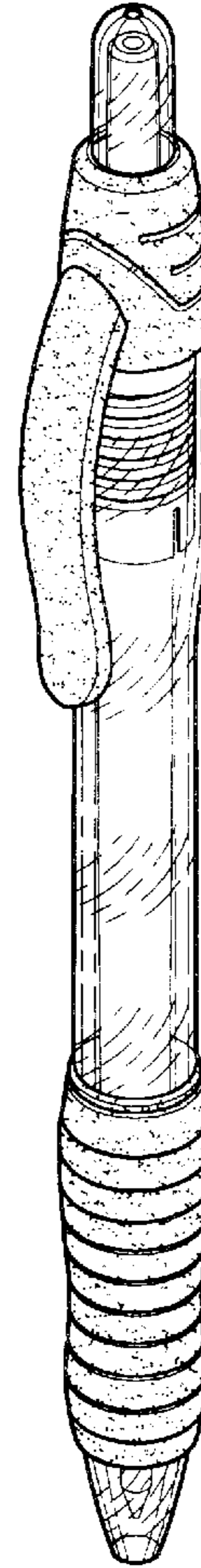


FIG. 5



FIG. 6

