



US00D480722S

(12) **United States Design Patent**
Griffin

(10) **Patent No.:** **US D480,722 S**

(45) **Date of Patent:** **** Oct. 14, 2003**

(54) **HANDHELD ELECTRONIC DEVICE AND A KEYPAD**

(75) **Inventor:** **Jason T. Griffin, Waterloo (CA)**

(73) **Assignee:** **Research In Motion Limited, Waterloo (CA)**

(**) **Term:** **14 Years**

(21) **Appl. No.:** **29/179,814**

(22) **Filed:** **Apr. 15, 2003**

Related U.S. Application Data

(62) Division of application No. 29/152,979, filed on Dec. 21, 2001, now Pat. No. Des. 473,226.

(51) **LOC (7) Cl.** **14-02**

(52) **U.S. Cl.** **D14/346**

(58) **Field of Search** D14/341-346,
D14/191; D18/1, 2, 7; 235/145 A, 145 R;
341/22, 23; 345/156, 168, 169, 172; 349/12;
D21/329

(56) **References Cited**

U.S. PATENT DOCUMENTS

D367,043 S * 2/1996 Ross et al. D14/346

5,500,643 A * 3/1996 Grant 341/22
D386,497 S * 11/1997 Huslig et al. D14/191
D416,256 S * 11/1999 Griffin et al. D14/191
D433,460 S * 11/2000 Griffin et al. D21/329
6,278,442 B1 * 8/2001 Griffin et al. 345/169
D473,226 S * 4/2003 Griffin D14/346

* cited by examiner

Primary Examiner—Freda Nunn

(74) *Attorney, Agent, or Firm*—Jones Day; Krishna K. Pathiyal, Esq.; Charles B. Meyer, Esq.


(57) **CLAIM**

The ornamental design for a hand-held electronic device and a keypad, as shown and described.

DESCRIPTION

FIG. 1 is a top view of a hand-held electronic device and a keyboard showing my new design;
FIG. 2 is a left side elevation view thereof;
FIG. 3 is a front view thereof;
FIG. 4 is a right side elevation thereof; and,
FIG. 5 is a bottom view thereof.

1 Claim, 2 Drawing Sheets






FIG. 1




FIG. 5

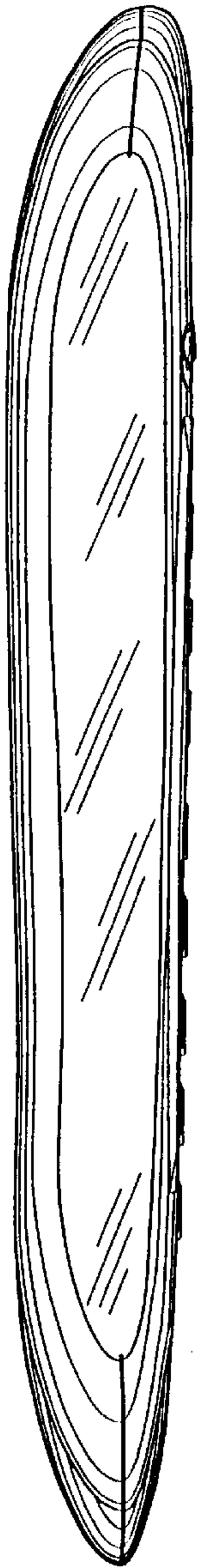


FIG. 2

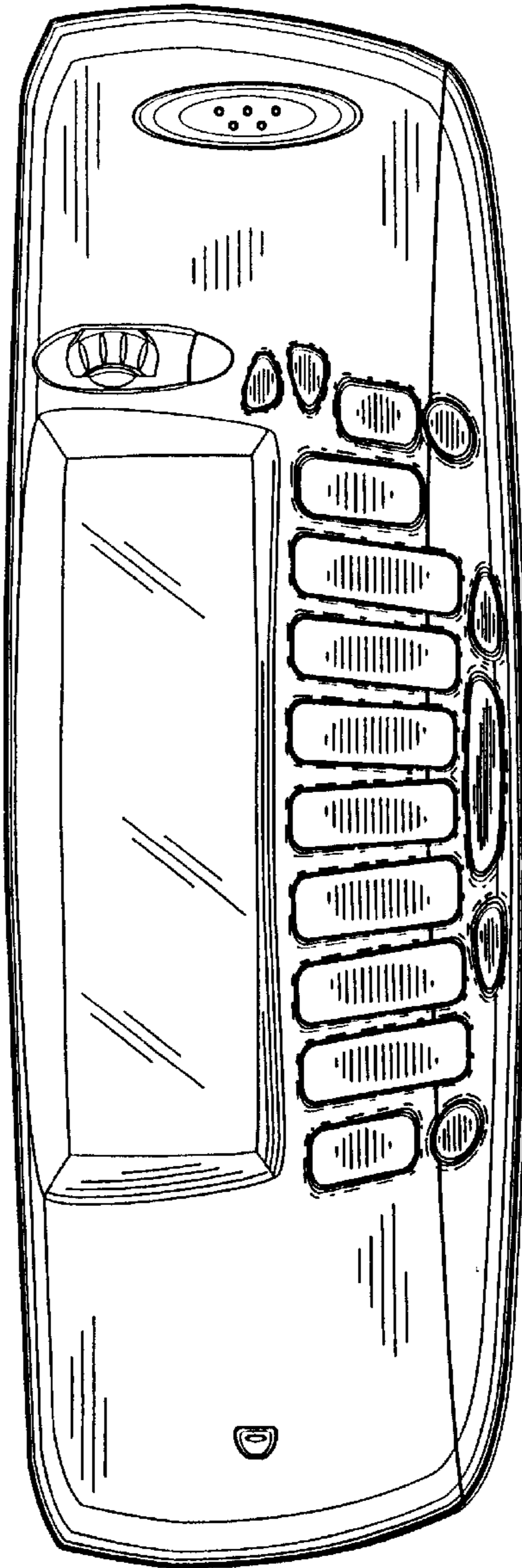


FIG. 3

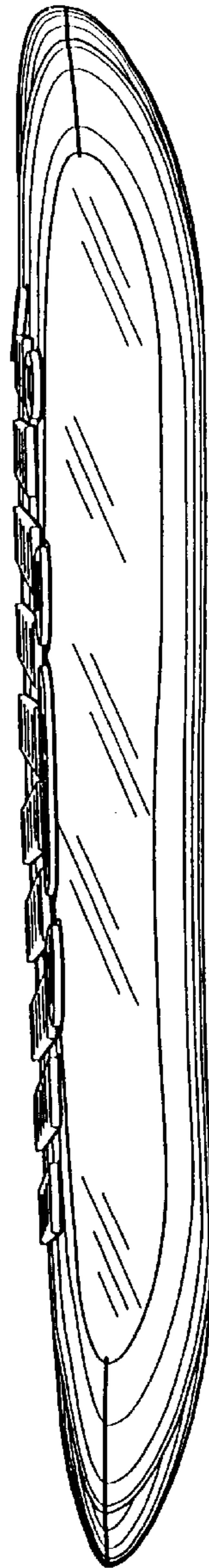


FIG. 4