



US00D480721S

(12) **United States Design Patent**
Hsieh

(10) **Patent No.:** **US D480,721 S**

(45) **Date of Patent:** **** Oct. 14, 2003**

(54) **ELECTRONIC DIGITAL ORGANIZER**

(75) Inventor: **Shih-Fang Hsieh**, Taipei Hsien (TW)

(73) Assignee: **Aplux Communications Ltd.**, Taipei Hsien (TW)

(**) Term: **14 Years**

(21) Appl. No.: **29/165,564**

(22) Filed: **Aug. 14, 2002**

(51) **LOC (7) Cl.** **14-02**

(52) **U.S. Cl.** **D14/345**

(58) **Field of Search** D14/341-346;
D18/1, 2, 7; D19/59, 60; 345/104, 156,
168, 173; 349/12

(56) **References Cited**

U.S. PATENT DOCUMENTS

5,657,459	A	*	8/1997	Yanagisawa et al.	361/681
D387,737	S	*	12/1997	Mizusugi et al.	D14/346
D433,018	S	*	10/2000	Tanimura et al.	D14/346
D451,505	S	*	12/2001	Iseki et al.	D14/341

* cited by examiner

Primary Examiner—Freda Nunn

(74) *Attorney, Agent, or Firm*—Rosenberg, Klein & Lee



(57) **CLAIM**

The ornamental design for a electronic digital organizer, as shown and described.

DESCRIPTION

FIG. 1 is a 3-dimensional view for a electronic digital organizer showing a new design;
 FIG. 2 is a front view thereof;
 FIG. 3 is a rear view thereof;
 FIG. 4 is a left side view thereof;
 FIG. 5 is a right side view thereof;
 FIG. 6 is a top plan view thereof;
 FIG. 7 is a bottom plan view thereof; and
 FIG. 8 is a reference mode,during usage thereof.
 FIG. 9 is a perspective view thereof shown in an alternate position; and,
 FIG. 10 is another perspective view thereof shown in an alternate position.

1 Claim, 6 Drawing Sheets






FIG. 1




FIG. 2




FIG. 3




FIG. 4




FIG. 5



FIG. 6




FIG. 7



FIG. 8




FIG. 9



FIG. 10