



US00D480705S

(12) **United States Design Patent**  
**Jordan et al.**

(10) **Patent No.: US D480,705 S**

(45) **Date of Patent: \*\* \*Oct. 14, 2003**

(54) **AUDIO SPEAKER CABINET**

D408,035 S \* 4/1999 Denham ..... D14/212  
D431,551 S \* 10/2000 Wegner ..... D14/210

(75) Inventors: **Jeff B. Jordan**, Baton Rouge, LA (US);  
**Michael Craig Romero**, Youngstown,  
LA (US)

\* cited by examiner

(73) Assignee: **Southern Audio Services, Inc.**, Baton  
Rouge, LA (US)

*Primary Examiner*—Nanda Bondade  
(74) *Attorney, Agent, or Firm*—Roy, Kiesel, Keegan &  
DeNicola

(\* ) Notice: This patent is subject to a terminal dis-  
claimer.

(57) **CLAIM**

(\*\*) Term: **14 Years**

The ornamental design for the audio speaker cabinet, as  
shown.

(21) Appl. No.: **29/153,304**

**DESCRIPTION**

(22) Filed: **Jan. 3, 2002**

FIG. 1 is a front view of the audio speaker cabinet of this  
invention.

(51) **LOC (7) Cl.** ..... **14-01**

FIG. 2 is a rear view of the audio speaker cabinet of this  
invention.

(52) **U.S. Cl.** ..... **D14/212**

FIG. 3 is a side view of the audio speaker cabinet of this  
invention.

(58) **Field of Search** ..... D14/204, 207,  
D14/209–216; 181/144–145, 147–148,  
150, 153, 157, 198–199; 381/300–302,  
306, 333, 345, 361–364, 386–388

FIG. 4 is a view of the opposite side audio speaker cabinet  
of this invention as illustrated in FIG. 3.

FIG. 5 is a top view of the audio speaker cabinet of this  
invention.

(56) **References Cited**

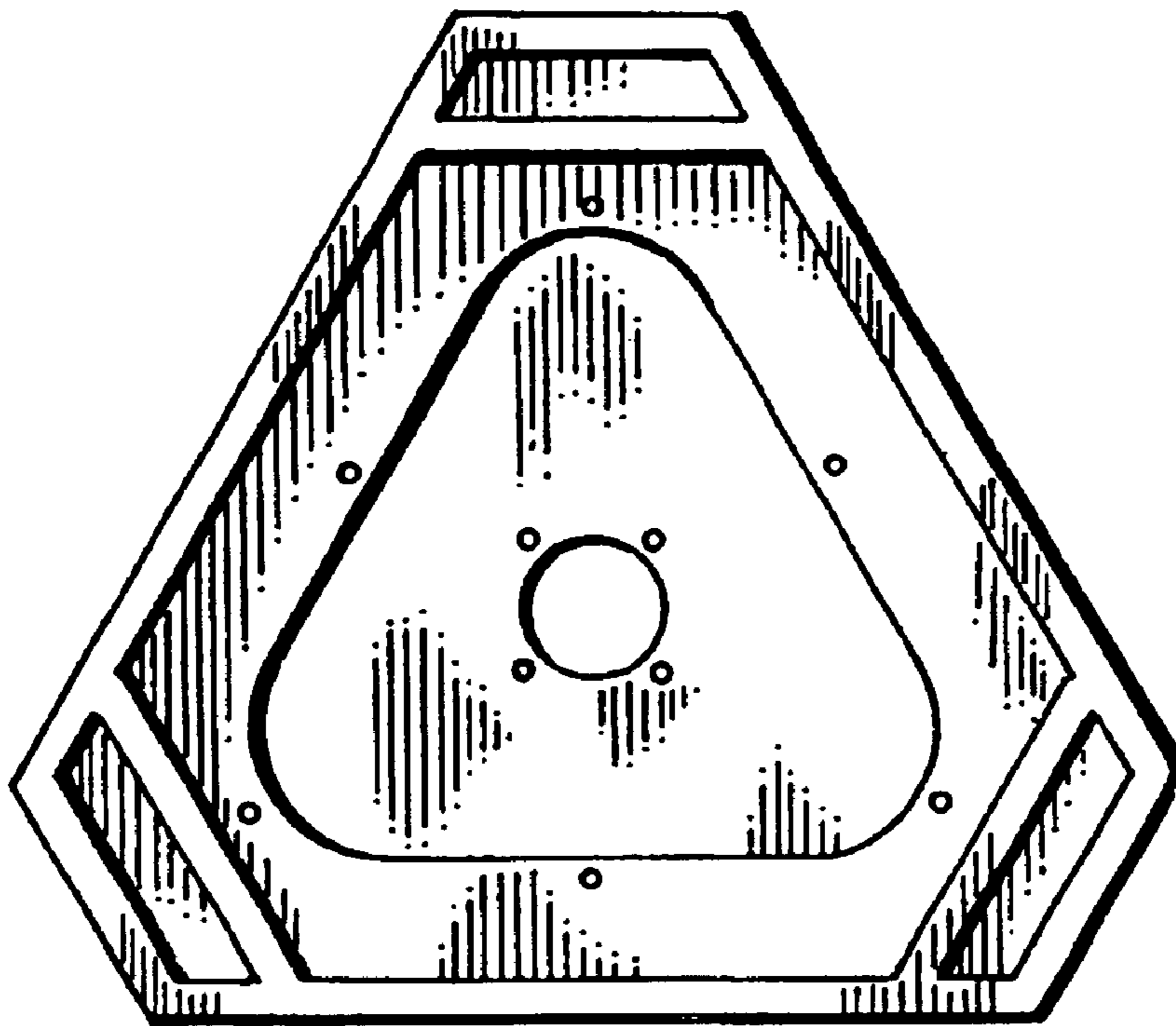
**U.S. PATENT DOCUMENTS**

D297,233 S \* 8/1988 Livigni ..... D14/215  
5,105,906 A \* 4/1992 Wegner ..... 181/199  
D330,376 S \* 10/1992 Kawaguchi ..... D14/212  
D394,860 S \* 6/1998 Kitsmiller et al. .... D14/211

FIG. 6 is a bottom view of the audio speaker cabinet of this  
invention; and,

FIG. 7 is a three-quarter perspective view of the audio  
speaker cabinet of this invention.

**1 Claim, 3 Drawing Sheets**



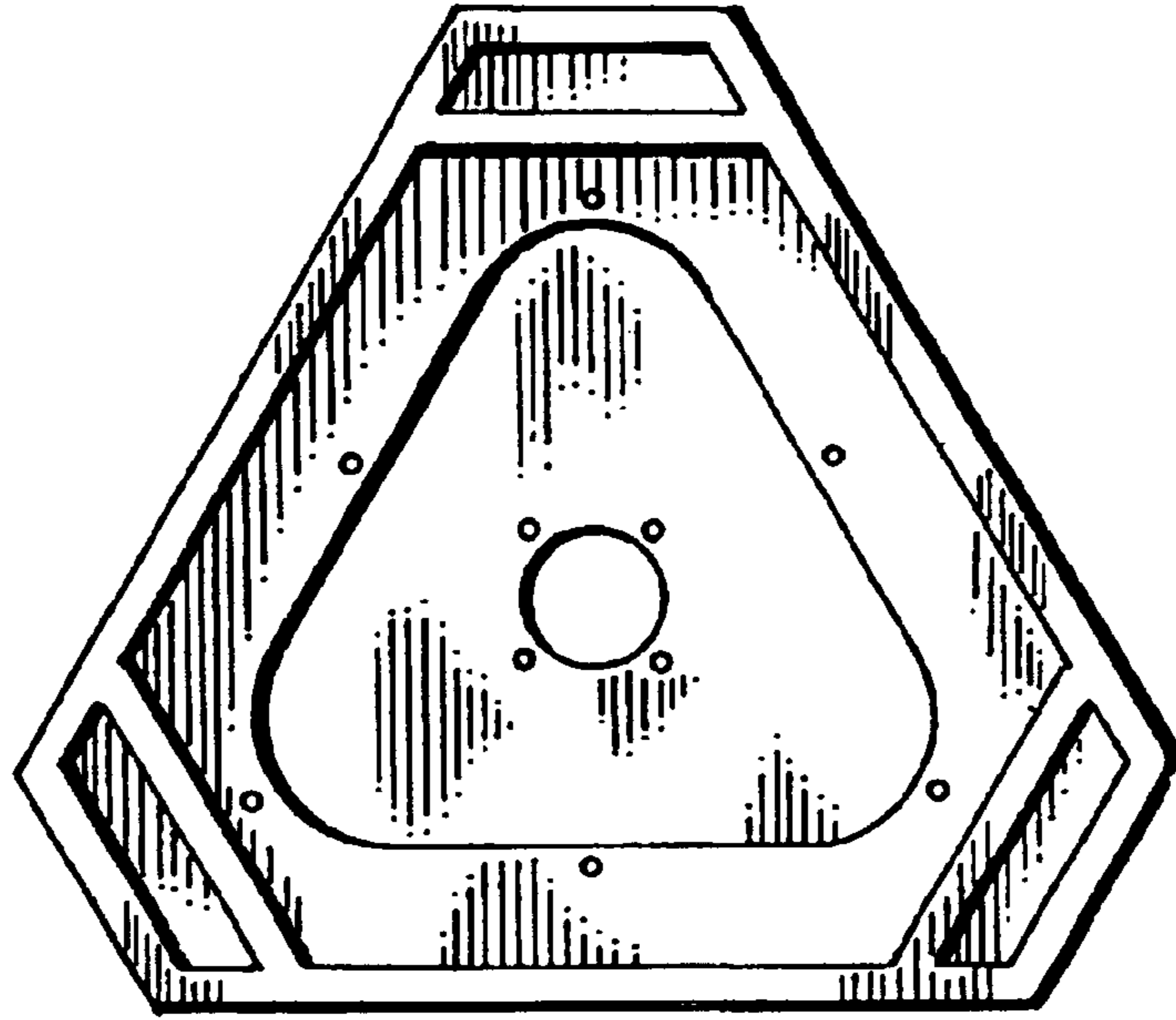


FIG. 1.

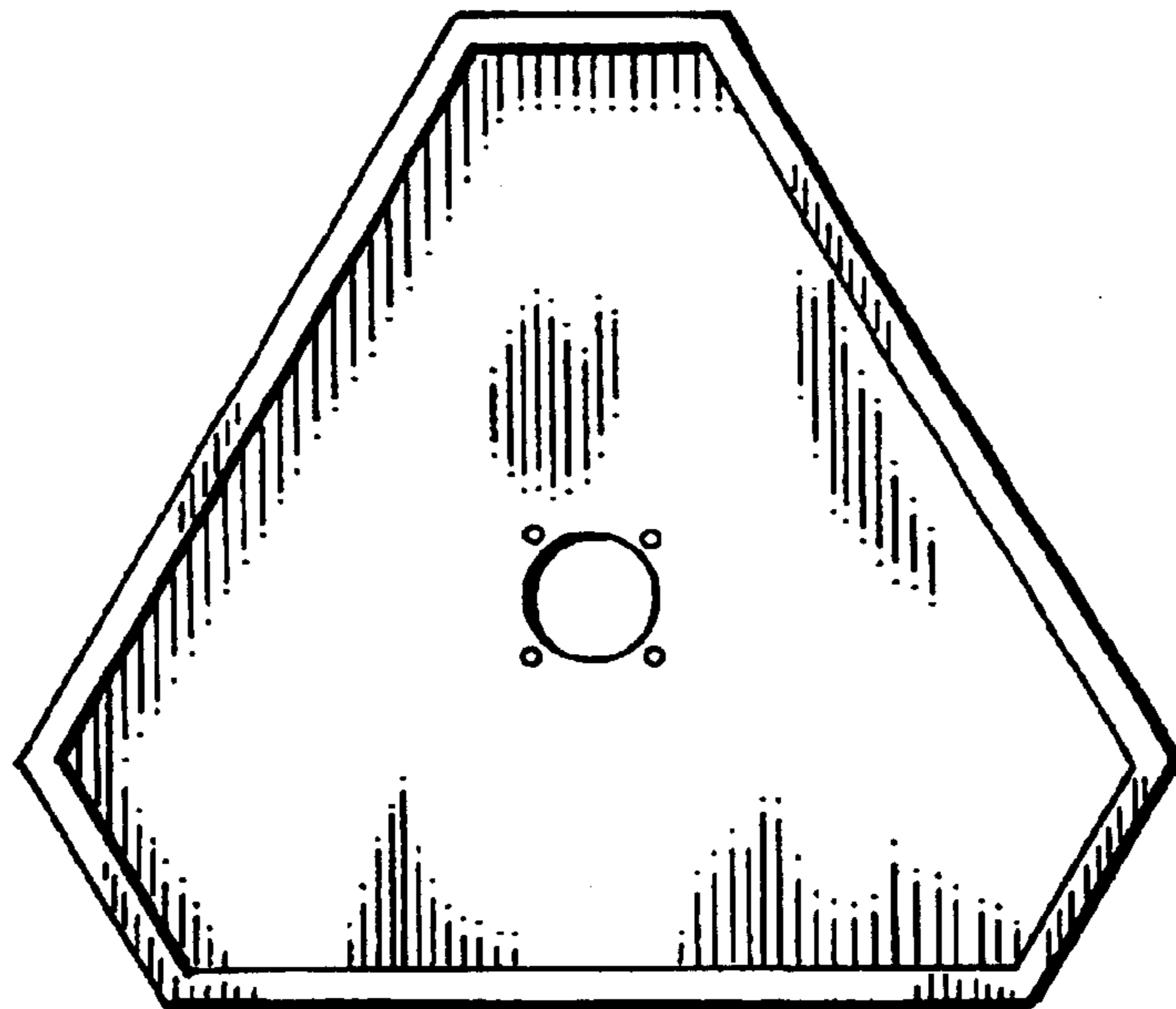


FIG. 2.




FIG. 3.




FIG. 5.




FIG. 4.

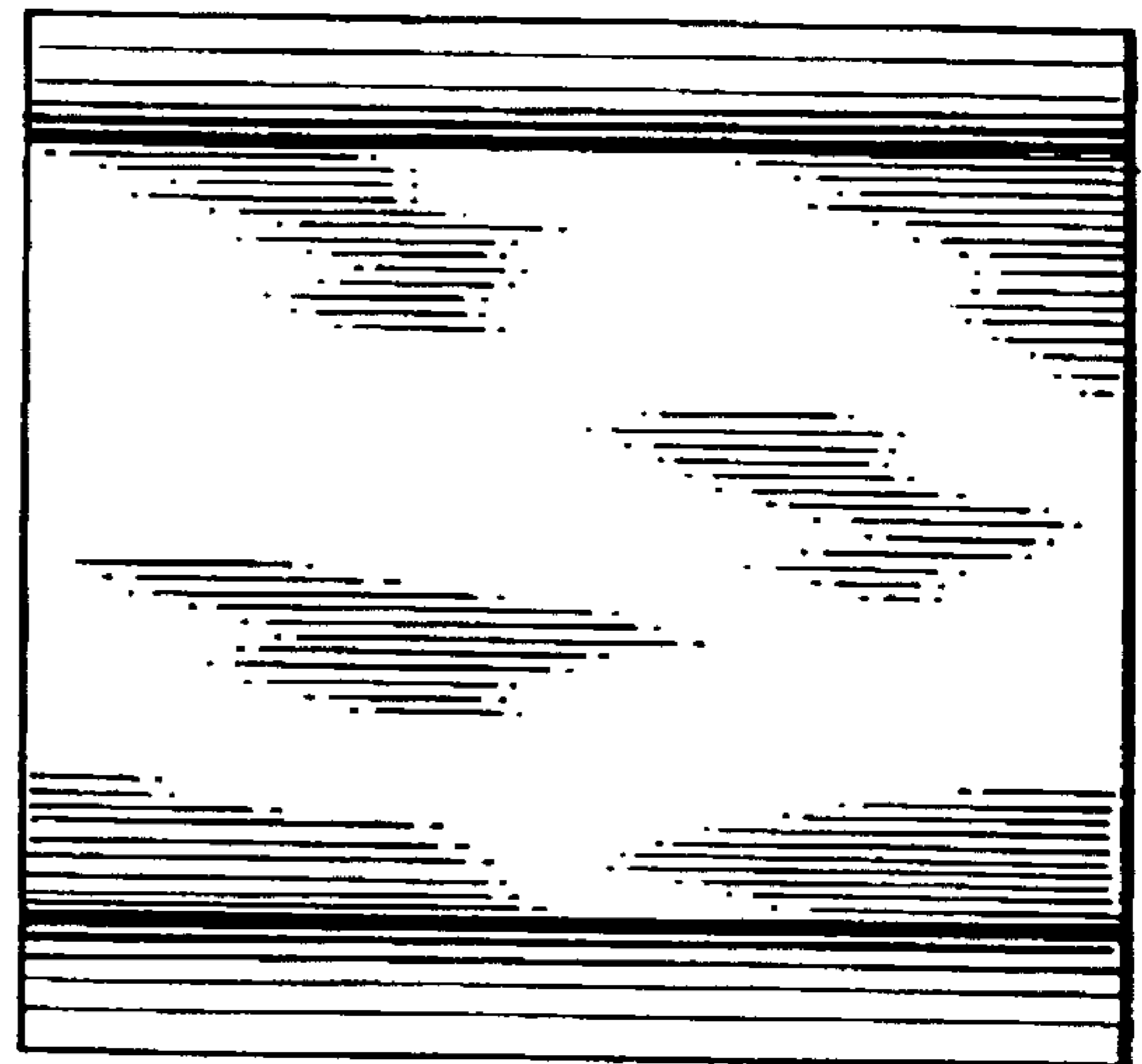


FIG. 6.




FIG. 7.