



US00D480703S

(12) **United States Design Patent**  
**Matsuoka**

(10) **Patent No.:** **US D480,703 S**

(45) **Date of Patent:** **\*\* Oct. 14, 2003**

(54) **RADIO RECEIVER**

(75) Inventor: **Yoshimichi Matsuoka**, Tokyo (JP)

(73) Assignee: **Sony Corporation**, Tokyo (JP)

(\*\*) Term: **14 Years**

(21) Appl. No.: **29/170,207**

(22) Filed: **Nov. 4, 2002**

(51) **LOC (7) Cl.** ..... **14-03**

(52) **U.S. Cl.** ..... **D14/197**

(58) **Field of Search** ..... D14/160-163,  
D14/165, 167, 168, 188, 189, 192-198,  
223; 455/344, 347-351; 181/129, 130;  
379/430, 431, 444

(56) **References Cited**

**U.S. PATENT DOCUMENTS**

4,639,225	A	*	1/1987	Washizuka	.....	455/347
D327,269	S	*	6/1992	Totsuka et al.	.....	D14/197
D352,714	S	*	11/1994	Ichikawa et al.	.....	D14/188
D401,937	S	*	12/1998	Isonaga	.....	D14/197
5,883,859	A	*	3/1999	Bentley	.....	455/344
D421,753	S		3/2000	Ishii		
D421,990	S		3/2000	Ishii		
6,049,290	A	*	4/2000	Halstaed	.....	455/344
D427,177	S	*	6/2000	Yamazaki	.....	D14/194
D443,869	S		6/2001	Shintani		

**OTHER PUBLICATIONS**

Catalog "98", pp. 88 & 89, SONY (Jul. 2001).

Web page "Sony consumer electronic guide: SRF-M35",  
<http://www.sel.sony.com/SEL/consumer/ss5/home/cassette-walkmanrtm/radiowalkman/srf-m35.shtml>, 1 sheet, SONY (Aug. 2002).

Web page "Sony consumer electronic guide: SRF-M78",  
<http://www.sel.sony.com/SEL/consumer/s...anrtm/sportsradiowalkman/srf-m78.shtml>, 1 sheet, SONY (Aug. 2002).

\* cited by examiner

*Primary Examiner*—Prabhakar Deshmukh

(74) *Attorney, Agent, or Firm*—Rader, Fishman & Grauer PLLC

(57) **CLAIM**

The ornamental design for a radio receiver, as shown.

**DESCRIPTION**

FIG. 1 is a perspective view of a radio receiver showing my new design;

FIG. 2 is a front elevational view thereof;

FIG. 3 is a rear elevational view thereof;

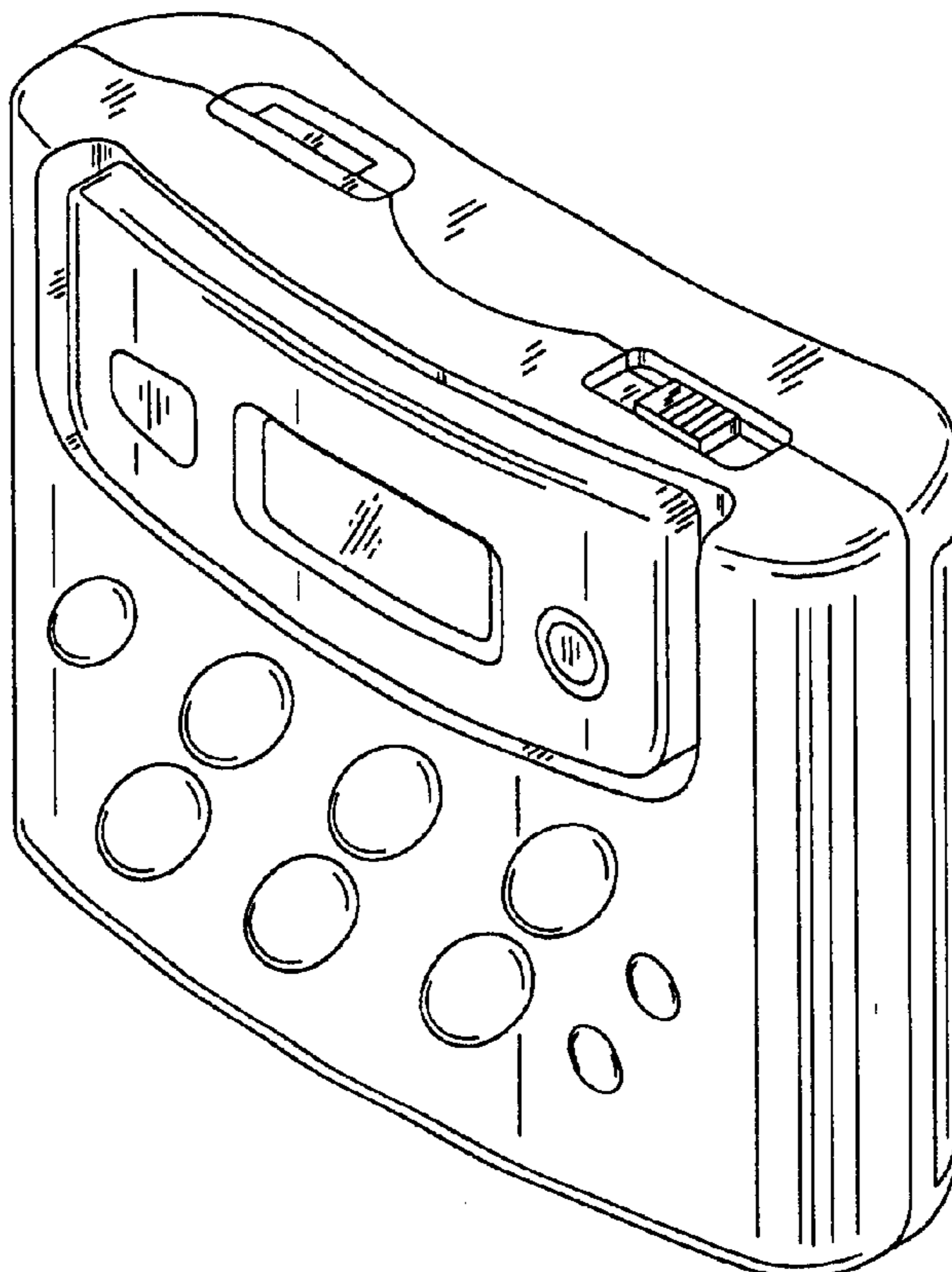
FIG. 4 is a left side elevational view thereof;

FIG. 5 is a right side elevational view thereof;

FIG. 6 is a top plan view thereof; and,

FIG. 7 is a bottom plan view thereof.

**1 Claim, 4 Drawing Sheets**



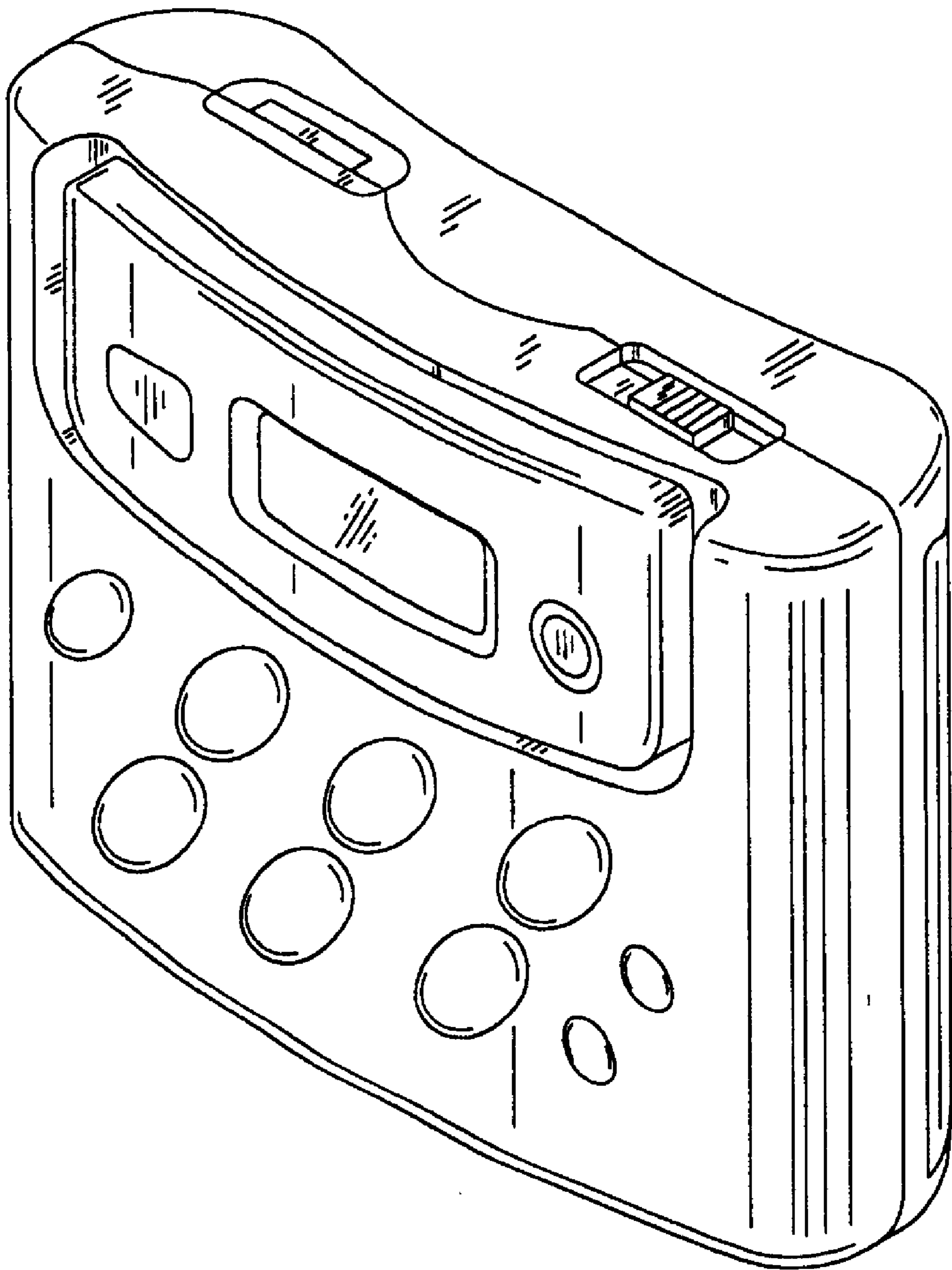


FIG. 1

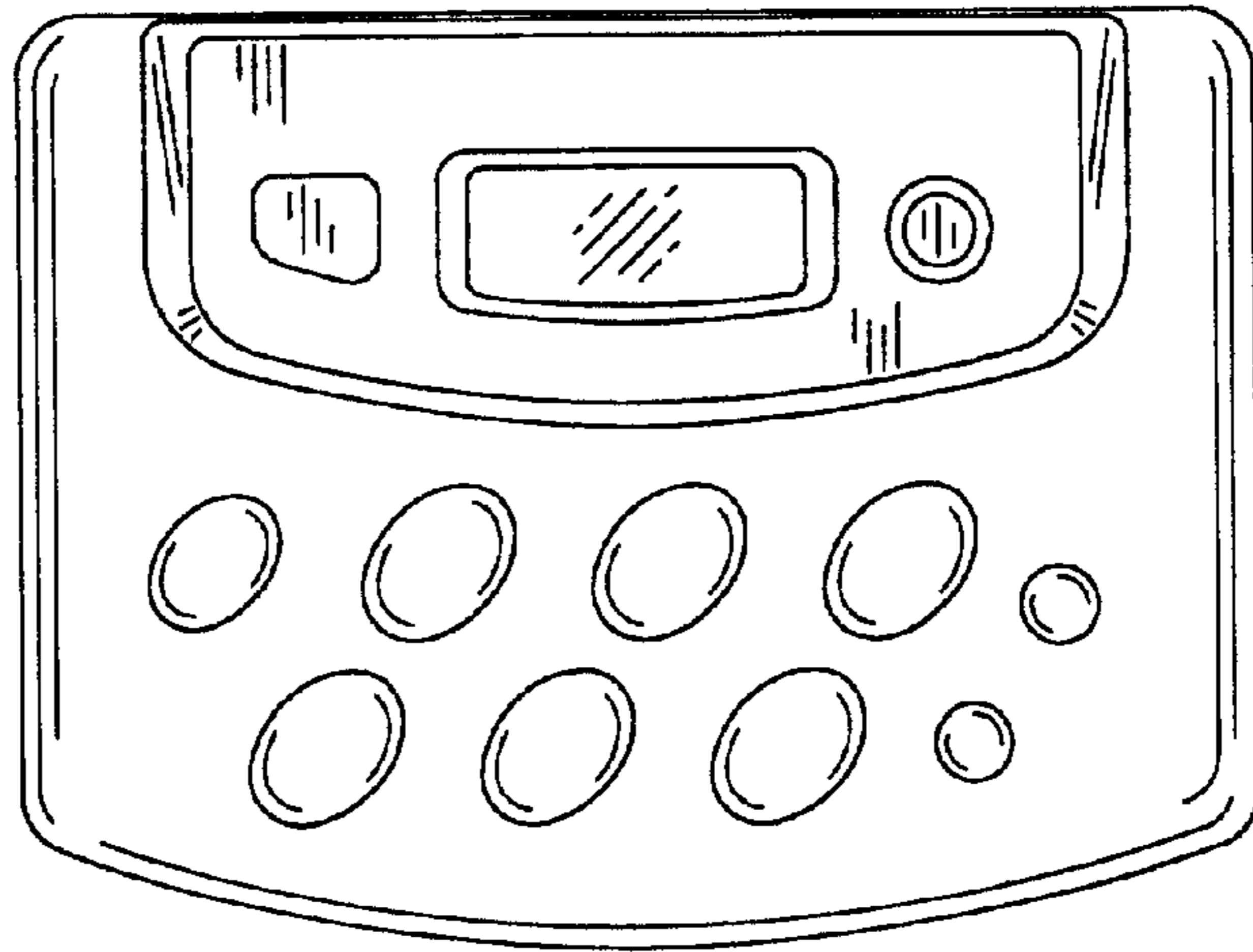


FIG. 2




FIG. 3

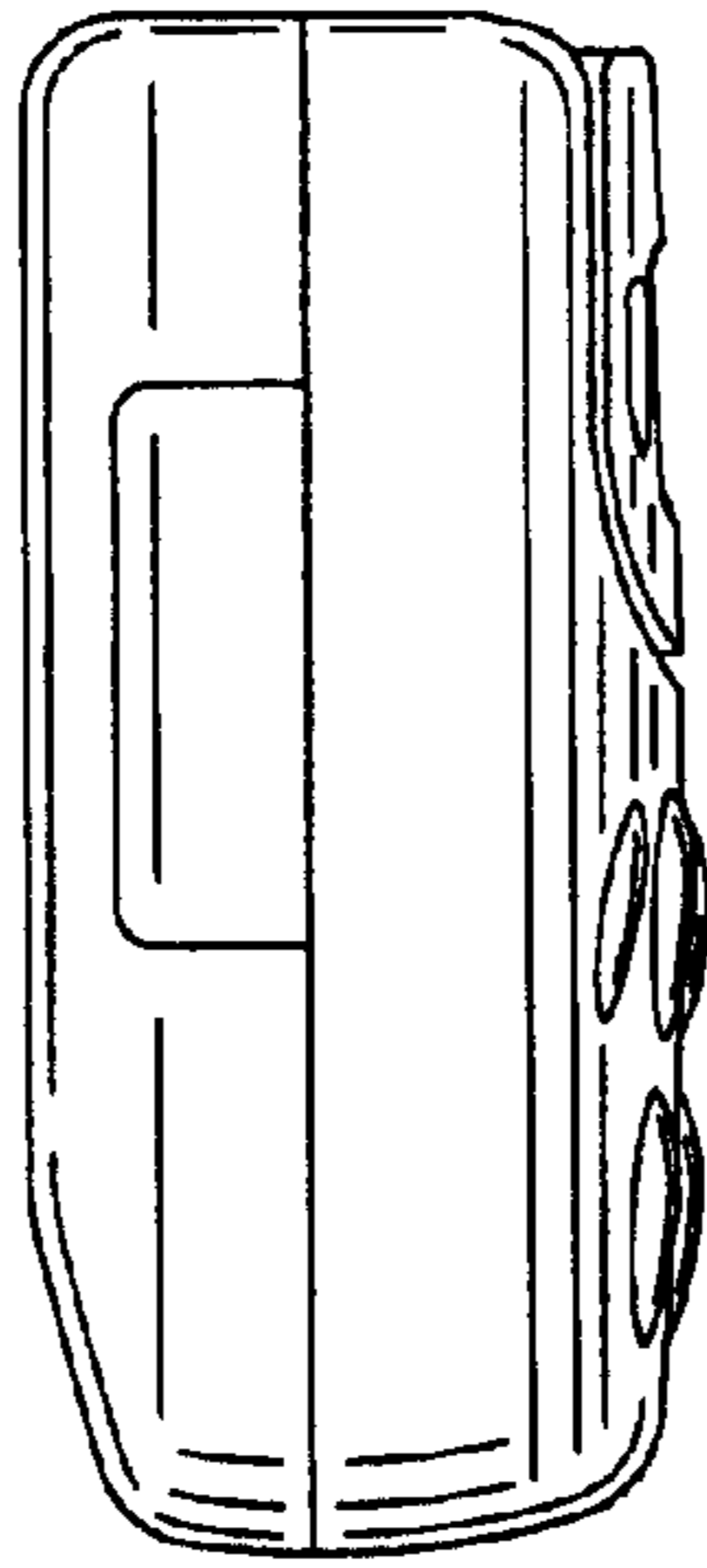


FIG. 4



FIG. 5

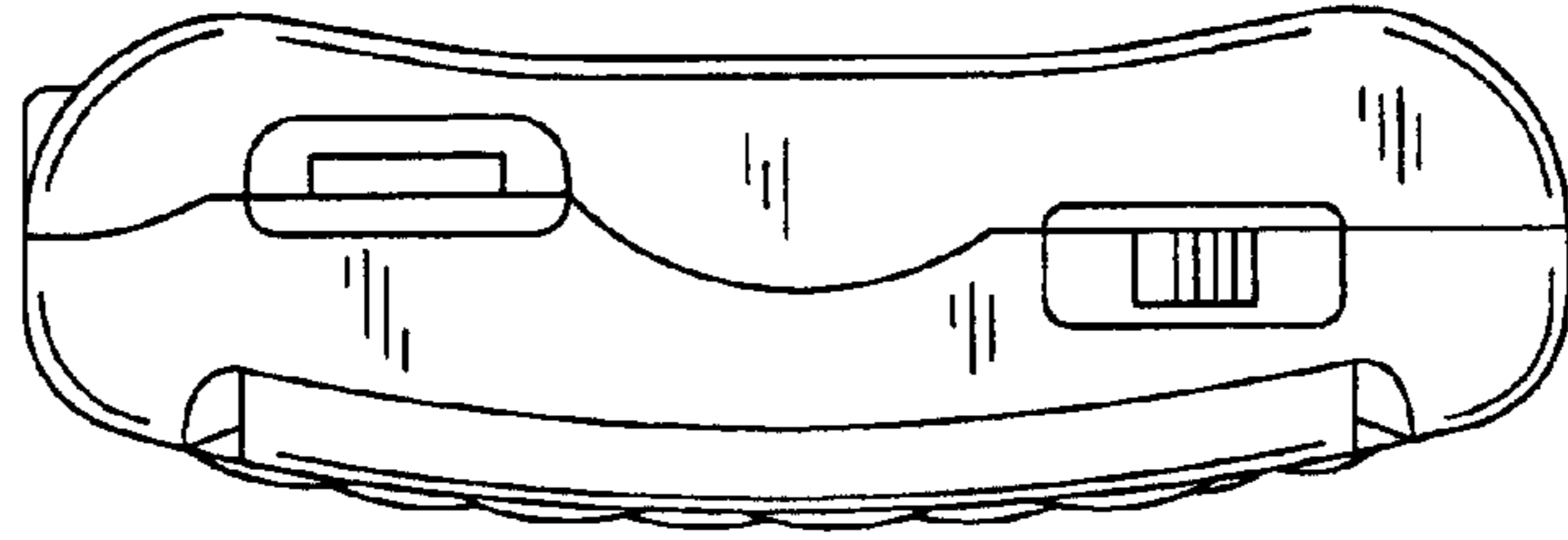


FIG. 6

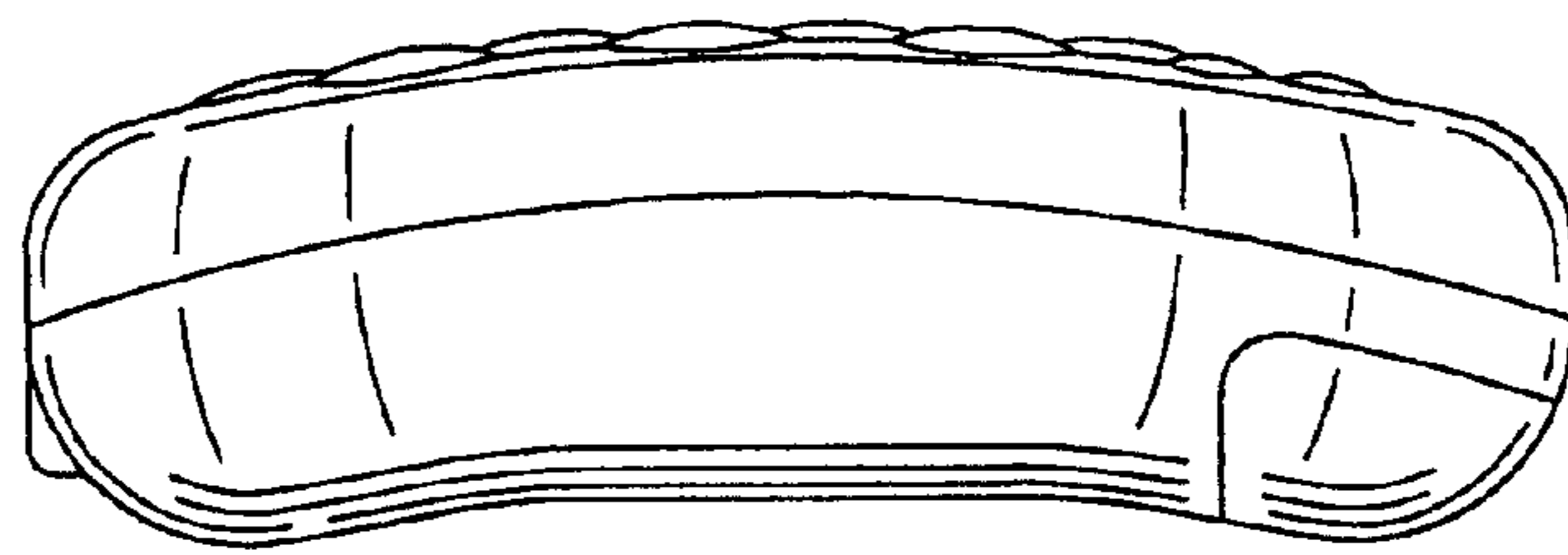


FIG. 7