



US00D480702S

(12) **United States Design Patent**  
**Yoshida et al.**

(10) **Patent No.:** **US D480,702 S**  
(45) **Date of Patent:** **\*\* Oct. 14, 2003**

(54) **INTERPHONE**

(75) Inventors: **Kazuya Yoshida**, Nagoya (JP); **Toshio Hotta**, Tokai (JP)

(73) Assignee: **Aiphone Co., Ltd.** (JP)

(\*\*) Term: **14 Years**

(21) Appl. No.: **29/163,941**

(22) Filed: **Jul. 2, 2002**

(30) **Foreign Application Priority Data**

Feb. 27, 2002 (JP) ..... 2002-005058

(51) **LOC (7) Cl.** ..... **14-03**

(52) **U.S. Cl.** ..... **D14/159; D14/142; D14/146**

(58) **Field of Search** ..... D14/137, 158,  
D14/138, 218, 140, 142, 146, 245, 257,  
144, 155, 159, 358, 243; 379/432, 435,  
419, 434, 428.01-428.04, 420.01-420.04,  
440, 167.01-167.15, 171, 37, 40, 45, 51;  
455/550-575, 90, 347, 350, 351; D21/517;  
D10/104, 106; 340/286.06, 287

(56) **References Cited**

**U.S. PATENT DOCUMENTS**

D202,562 S	*	10/1965	Wann	.....	D14/142
D278,054 S	*	3/1985	Vajdaffy	.....	D14/159
D281,500 S	*	11/1985	Yamagata et al.	.....	D14/159
D281,501 S	*	11/1985	Yamagata et al.	.....	D14/159
D283,130 S	*	3/1986	Boenning	.....	D14/159
D289,159 S	*	4/1987	Albertson	.....	D14/146
D289,754 S	*	5/1987	Koob	.....	D14/159
D289,758 S	*	5/1987	Koob	.....	D14/159
D289,759 S	*	5/1987	Koob	.....	D14/159
4,665,544 A	*	5/1987	Honda et al.	.....	379/102.03
D292,282 S	*	10/1987	Richmond et al.	.....	D14/146
4,843,461 A	*	6/1989	Tatsumi et al.	.....	348/156
D310,210 S	*	8/1990	Ishida	.....	D14/340
5,032,820 A	*	7/1991	Tanikawa et al.	.....	340/310.01

D321,686 S	*	11/1991	Plozner	.....	D14/159
D343,614 S	*	1/1994	Khoo et al.	.....	D14/137
D345,973 S	*	4/1994	Kwon et al.	.....	D14/146
D351,162 S	*	10/1994	Kwon et al.	.....	D14/146
D353,810 S	*	12/1994	Pullman et al.	.....	D14/142
D381,638 S	*	7/1997	Kruse et al.	.....	D14/342
D404,025 S	*	1/1999	Horne et al.	.....	D14/331
D425,875 S	*	5/2000	Wilson	.....	D14/307
D426,220 S	*	6/2000	Sampson	.....	D14/142
D438,186 S	*	2/2001	Rodgers et al.	.....	D14/142
D457,866 S	*	5/2002	Matsui et al.	.....	D14/148
D460,706 S	*	7/2002	Berrios et al.	.....	D10/104
D466,099 S	*	11/2002	Matsui et al.	.....	D14/159
D466,491 S	*	12/2002	Matsui et al.	.....	D14/159
D466,882 S	*	12/2002	Matsui et al.	.....	D14/159
D466,883 S	*	12/2002	Matsui et al.	.....	D14/159
2003/0013503 A1	*	1/2003	Menard et al.	.....	455/569

\* cited by examiner

*Primary Examiner*—Jeffrey Asch

(74) *Attorney, Agent, or Firm*—Lorusso, Loud & Kelly

(57) **CLAIM**

The ornamental design for an interphone, as shown and described.

**DESCRIPTION**

FIG. 1 is a perspective view of the interphone showing our new design;  
FIG. 2 is a front elevational view of the interphone of FIG. 1;  
FIG. 3 is a left side elevational view of the interphone of FIG. 1;  
FIG. 4 is a right side elevational view of the interphone shown in FIG. 1;  
FIG. 5 is a rear elevational view of the interphone of FIG. 1;  
FIG. 6 is a top plan view of the interphone of FIG. 1; and,  
FIG. 7 is a bottom plan view of the interphone of FIG. 1.

**1 Claim, 3 Drawing Sheets**

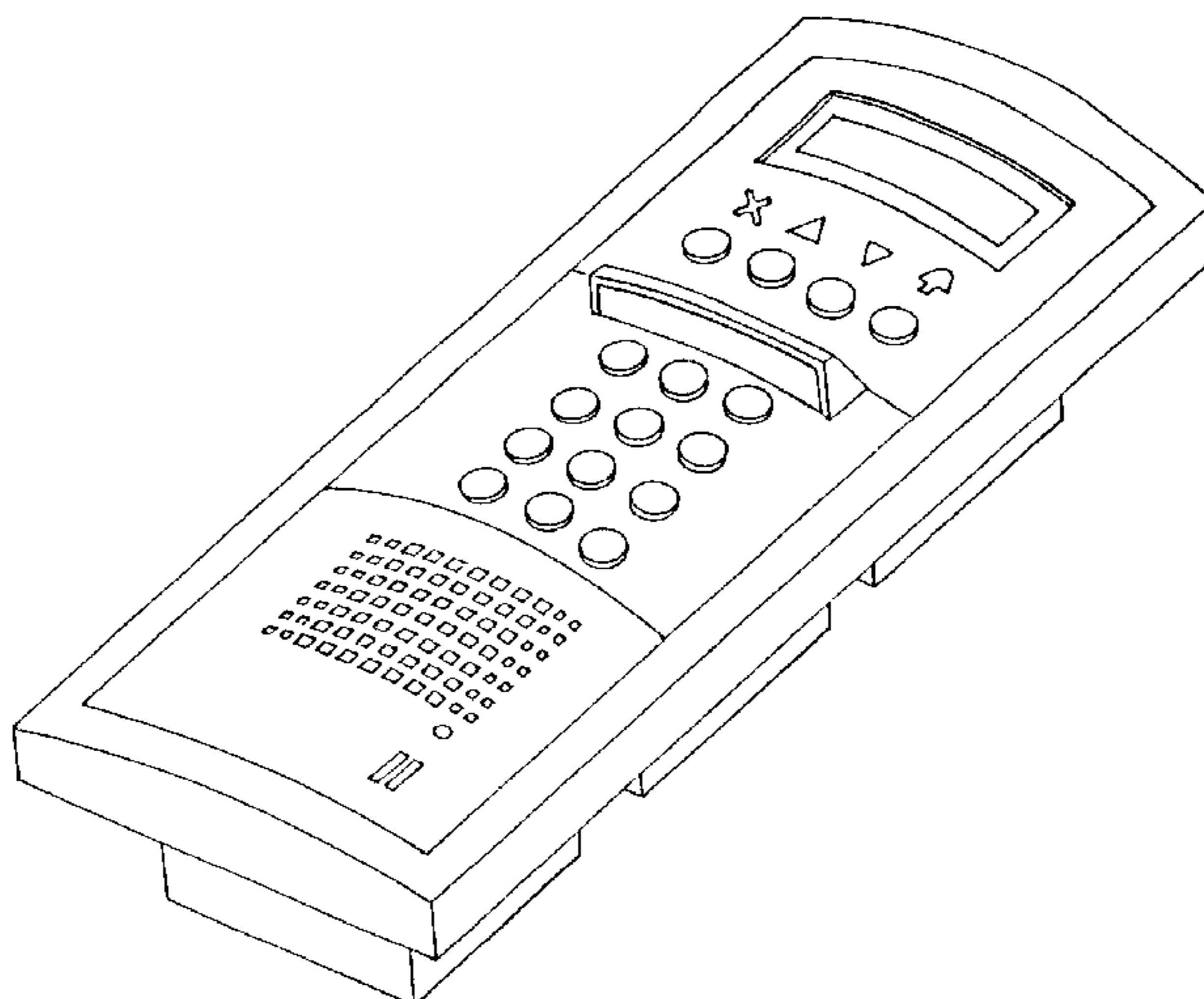


FIG. 1

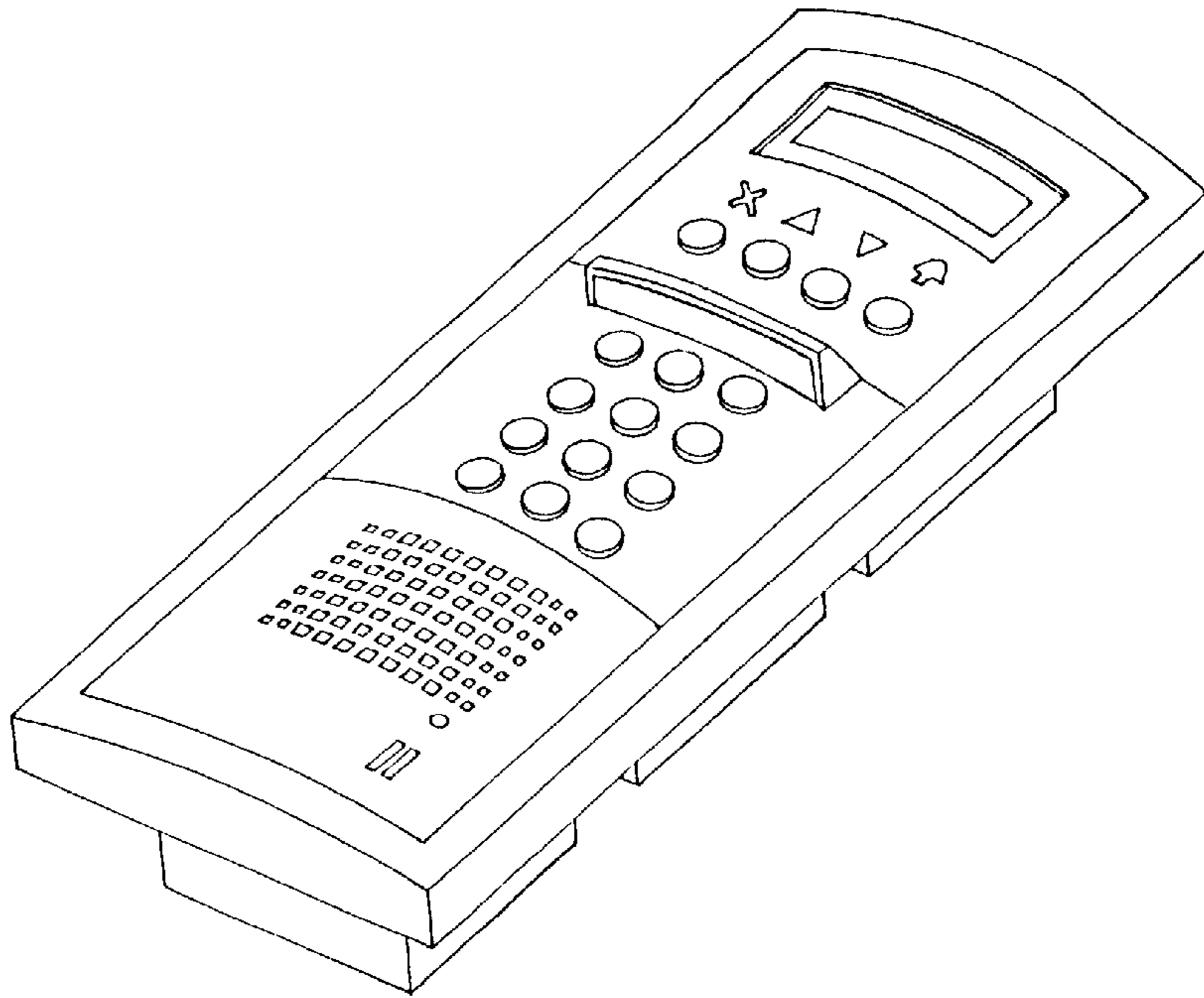


FIG. 2

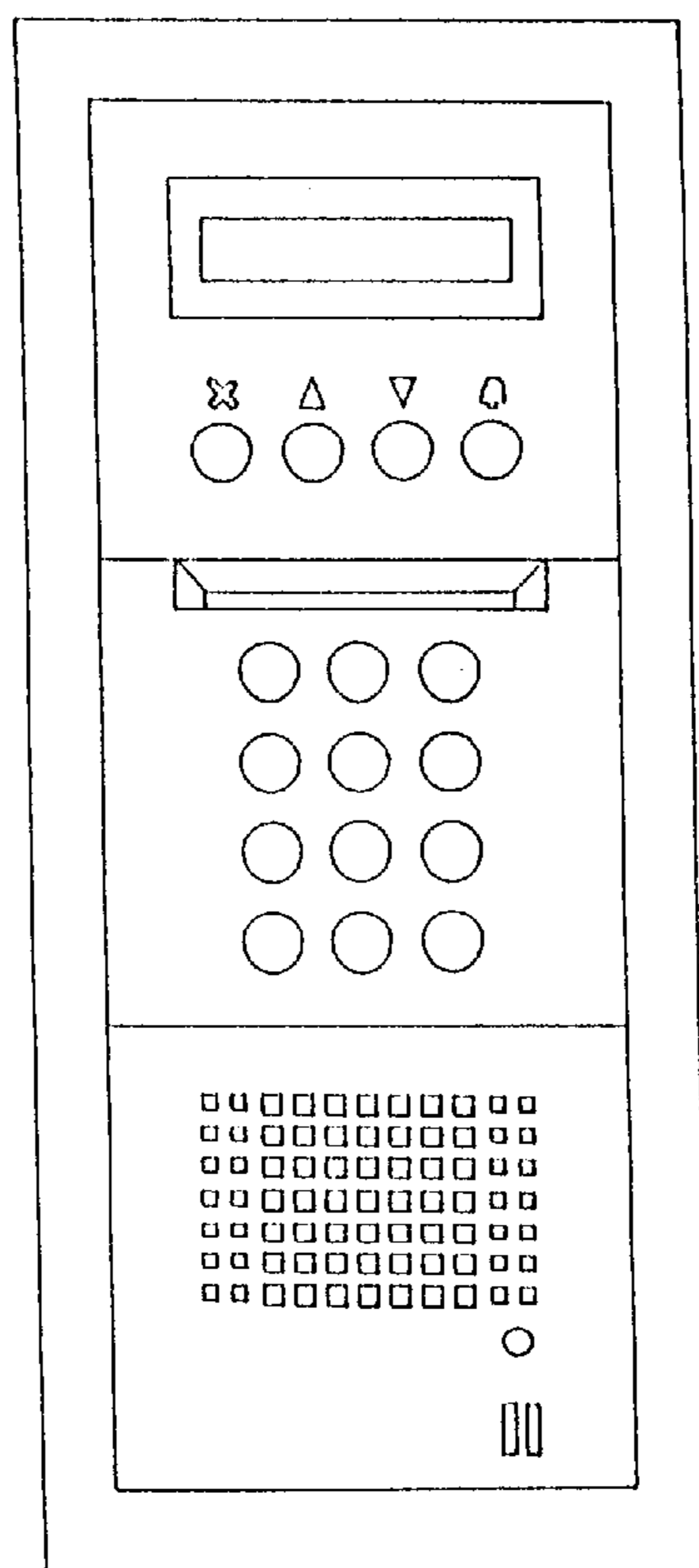


FIG. 3

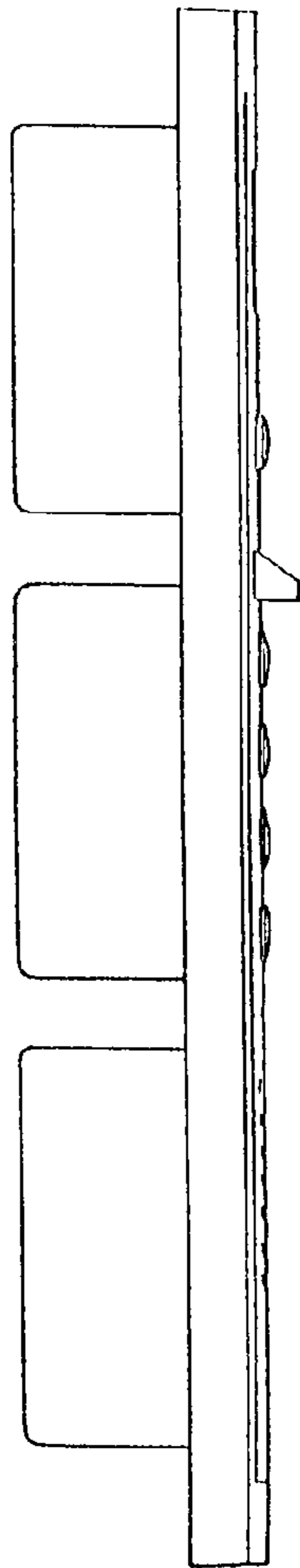


FIG. 4

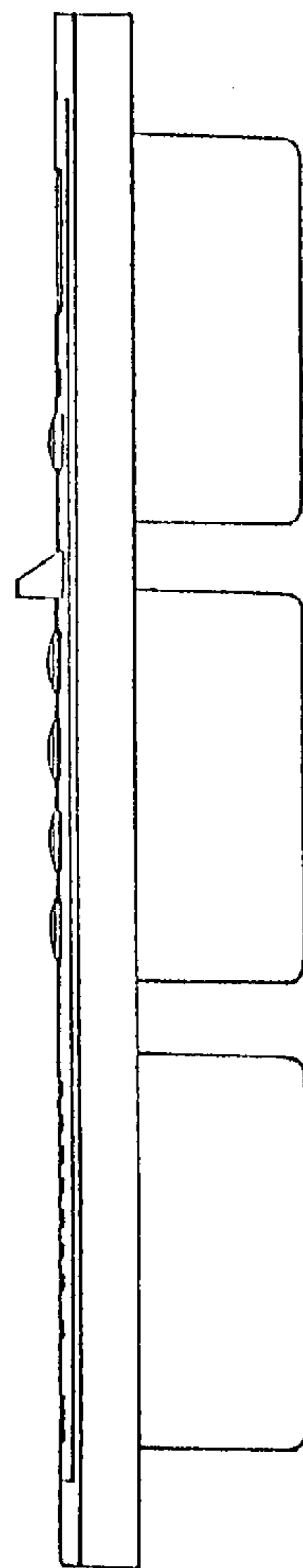


FIG. 5

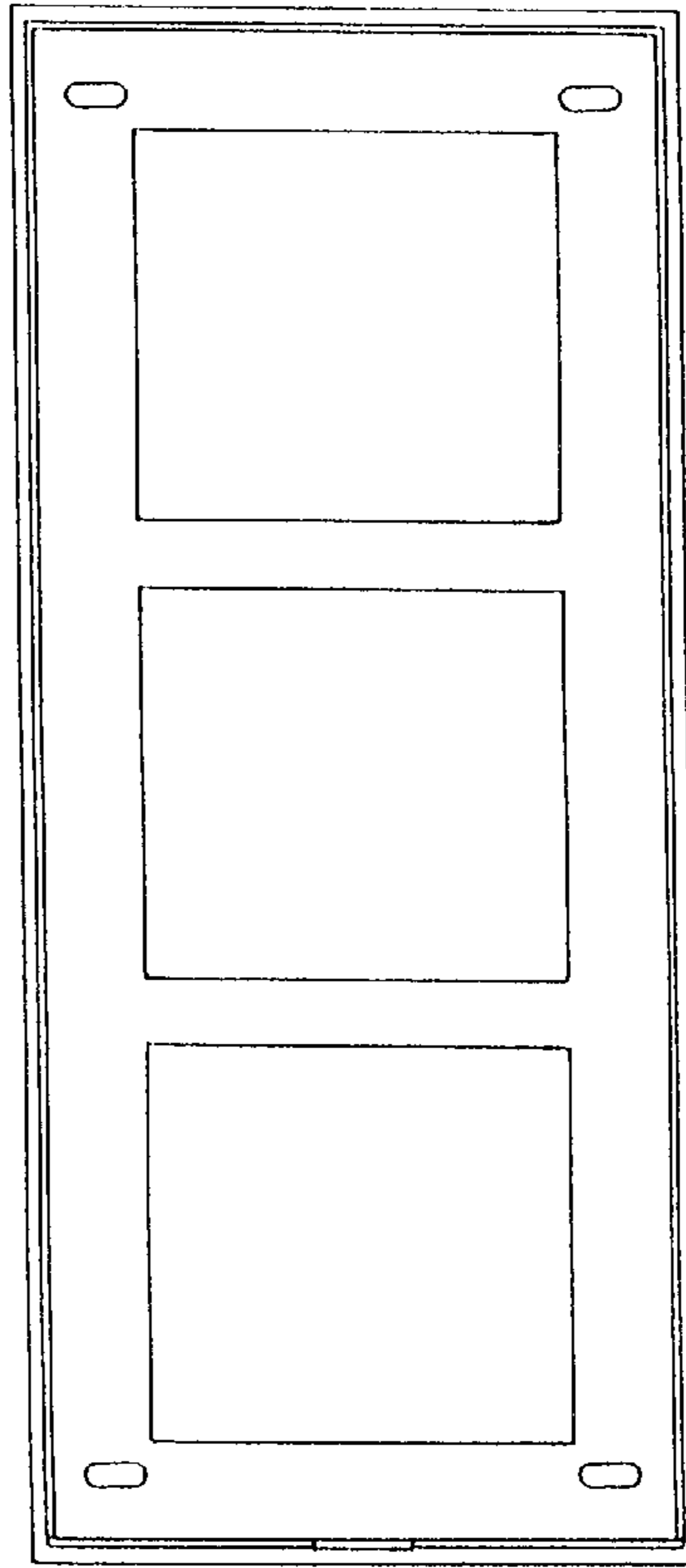


FIG. 6

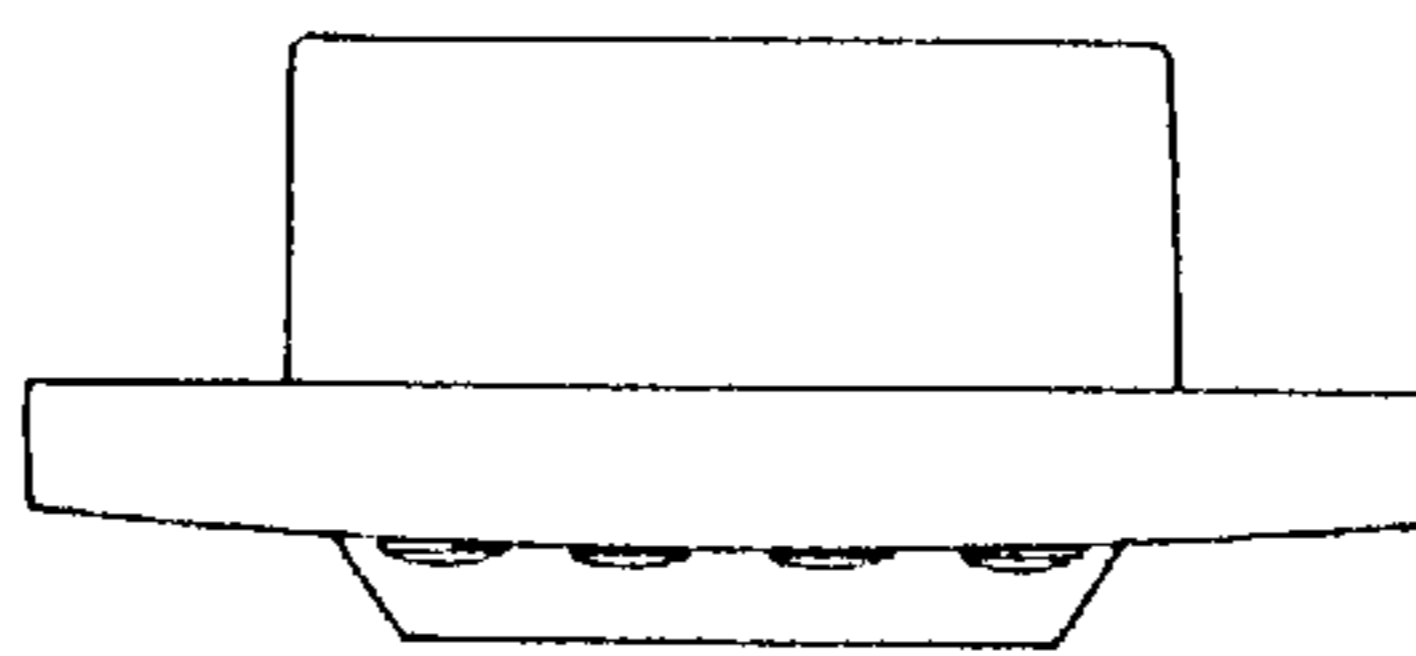


FIG. 7

