



US00D480699S

(12) **United States Design Patent**
Robertson, Jr. et al.

(10) **Patent No.: US D480,699 S**
(45) **Date of Patent: ** Oct. 14, 2003**

(54) **PORTABLE COMMUNICATION DEVICE**

(75) Inventors: **William H. Robertson, Jr.**, Ft. Lauderdale, FL (US); **Matthew M. Julian**, Deefield Beach, FL (US); **Craig F Siddoway**, Davie, FL (US); **Phoebe Po-Yi Ng**, Sunnyvale, CA (US)

(73) Assignee: **Motorola, Inc.**, Schaumburg, IL (US)

(**) Term: **14 Years**

(21) Appl. No.: **29/174,289**

(22) Filed: **Jan. 15, 2003**

(51) **LOC (7) Cl. 14-03**

(52) **U.S. Cl. D14/147; D14/248**

(58) **Field of Search** D14/137, 138, D14/218, 147-149, 247-249, 144, 240, 242, 341-347, 399, 426, 387, 429, 453, 197, 198, 189, 192, 193, 157, 194, 195, 196, 158; 379/433.01-433.13, 434, 419, 420.01-420.04, 428.01-428.02, 440; 455/550.01, 90.3; D13/168; D18/2, 7; D21/517, 329, 331, 333; D10/104, 106, 65; 381/86

(56) **References Cited**

U.S. PATENT DOCUMENTS

D121,478 S	*	7/1940	Loewy	D28/51
D344,512 S	*	2/1994	Taylor	D14/138
D344,943 S	*	3/1994	Kajita et al.	D14/138
D352,028 S	*	11/1994	Siddoway et al.	D14/138
D358,148 S	*	5/1995	Nagele et al.	D14/138
D366,872 S	*	2/1996	Nagele et al.	D14/138
D371,359 S	*	7/1996	Hung	D14/147
D382,869 S	*	8/1997	Siddoway et al.	D14/137
D383,133 S	*	9/1997	Imazeki	D14/198
D383,748 S	*	9/1997	Harris et al.	D14/138
D384,079 S	*	9/1997	Hung	D14/248
D391,253 S	*	2/1998	Meyer	D14/138
D393,638 S	*	4/1998	Page et al.	D14/137
D401,929 S	*	12/1998	Lucaci et al.	D14/138
D401,931 S	*	12/1998	Chan et al.	D14/147
D409,188 S	*	5/1999	Fukunaga	D14/147
D411,536 S	*	6/1999	Page et al.	D14/137

D412,169 S	*	7/1999	Schnell, III et al.	D14/138
D412,502 S	*	8/1999	Fuke et al.	D14/148
D413,132 S	*	8/1999	Milam	D14/146
D416,016 S	*	11/1999	Hughes et al.	D14/147
D421,435 S	*	3/2000	Haase et al.	D14/137
D422,585 S	*	4/2000	Ng et al.	D14/137
D423,492 S	*	4/2000	Renard	D14/138
D430,129 S	*	8/2000	Sillers	D14/147
D432,509 S	*	10/2000	Webb et al.	D14/138
D433,670 S	*	11/2000	Lohrding et al.	D14/138
D434,742 S	*	12/2000	Elkins et al.	D14/138

(List continued on next page.)

Primary Examiner—Jeffrey Asch

(74) *Attorney, Agent, or Firm*—Randi L. Dulaney

(57) **CLAIM**

The ornamental design for a portable communication device, as shown and described.

DESCRIPTION

FIG. 1 is a front orthographic view of a portable communication device showing a first embodiment of our new design;

FIG. 2 is a rear orthographic view thereof;

FIG. 3 is a left side orthographic view thereof;

FIG. 4 is a right side orthographic view thereof;

FIG. 5 is a top orthographic view thereof;

FIG. 6 is a bottom orthographic view thereof; and

FIG. 7 is a top, front, right perspective view thereof.

FIG. 8 is a front orthographic view of a portable communication device showing a second embodiment of our new design;

FIG. 9 is a rear orthographic view thereof;

FIG. 10 is a left side orthographic view thereof;

FIG. 11 is a right side orthographic view thereof;

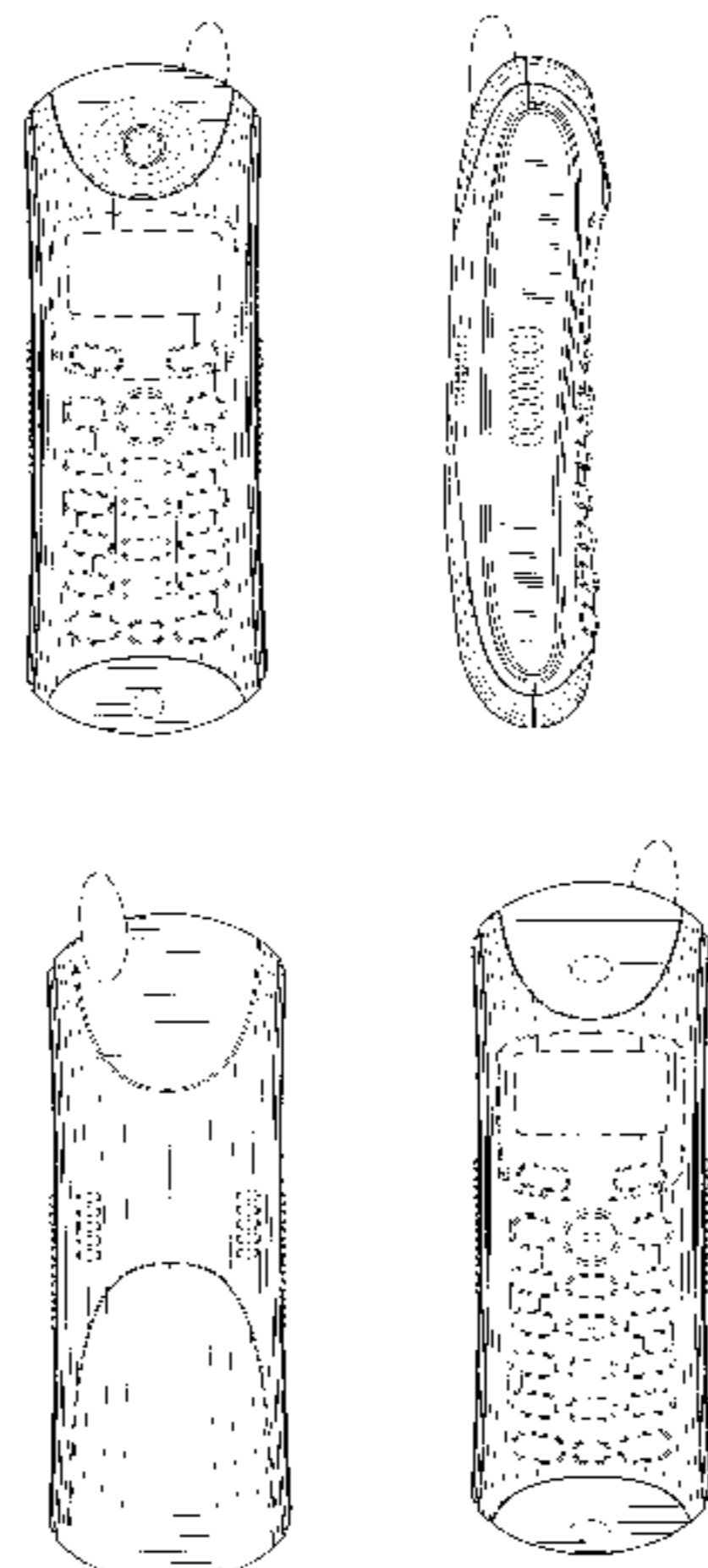
FIG. 12 is a top orthographic view thereof;

FIG. 13 is a bottom orthographic view thereof; and,

FIG. 14 is a top, front, right perspective view thereof.

The broken lines shown in FIGS. 1-14 are included for the purpose of illustrating environmental elements only and form no part of the claimed design.

1 Claim, 8 Drawing Sheets



US D480,699 S

Page 2

U.S. PATENT DOCUMENTS

D437,838 S	*	2/2001	Ko	D14/147	D468,280 S	*	1/2003	Kim et al.	D14/138
D442,157 S	*	5/2001	Muensch et al.	D14/138	D468,714 S	*	1/2003	Maruska et al.	D14/138
D451,484 S	*	12/2001	Page et al.	D14/137	D469,069 S	*	1/2003	Ng et al.	D14/138
D455,143 S	*	4/2002	Fisher et al.	D14/171	D469,748 S	*	2/2003	Ribeiro et al.	D14/138

* cited by examiner

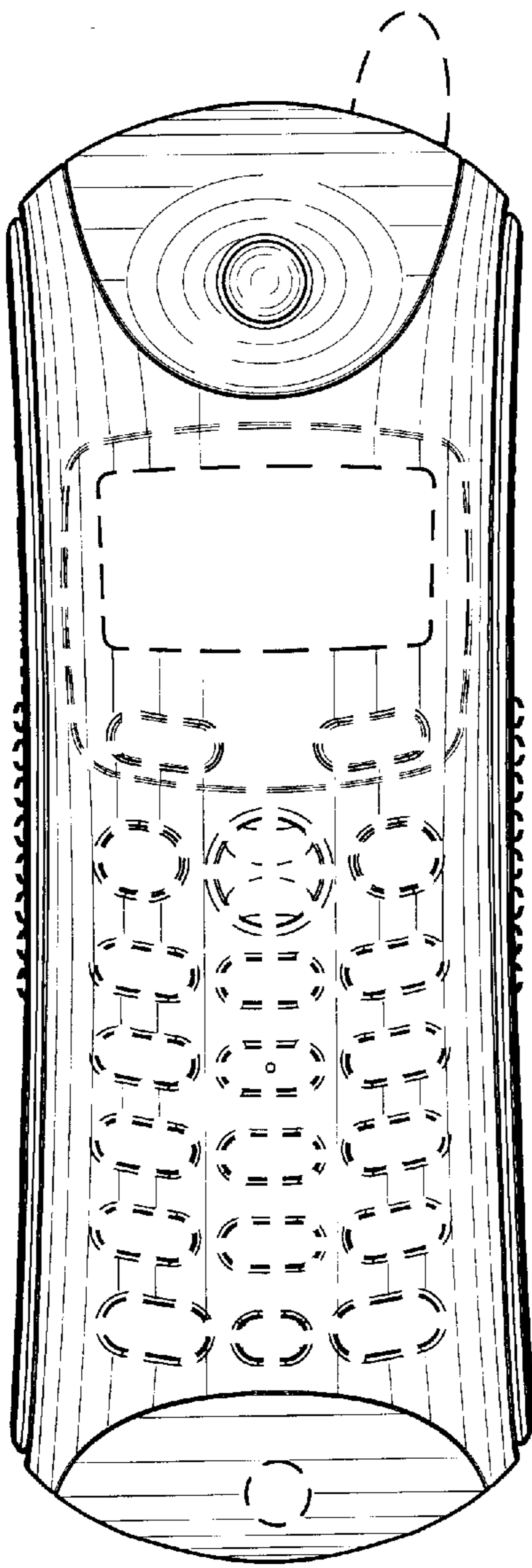


FIG. 1

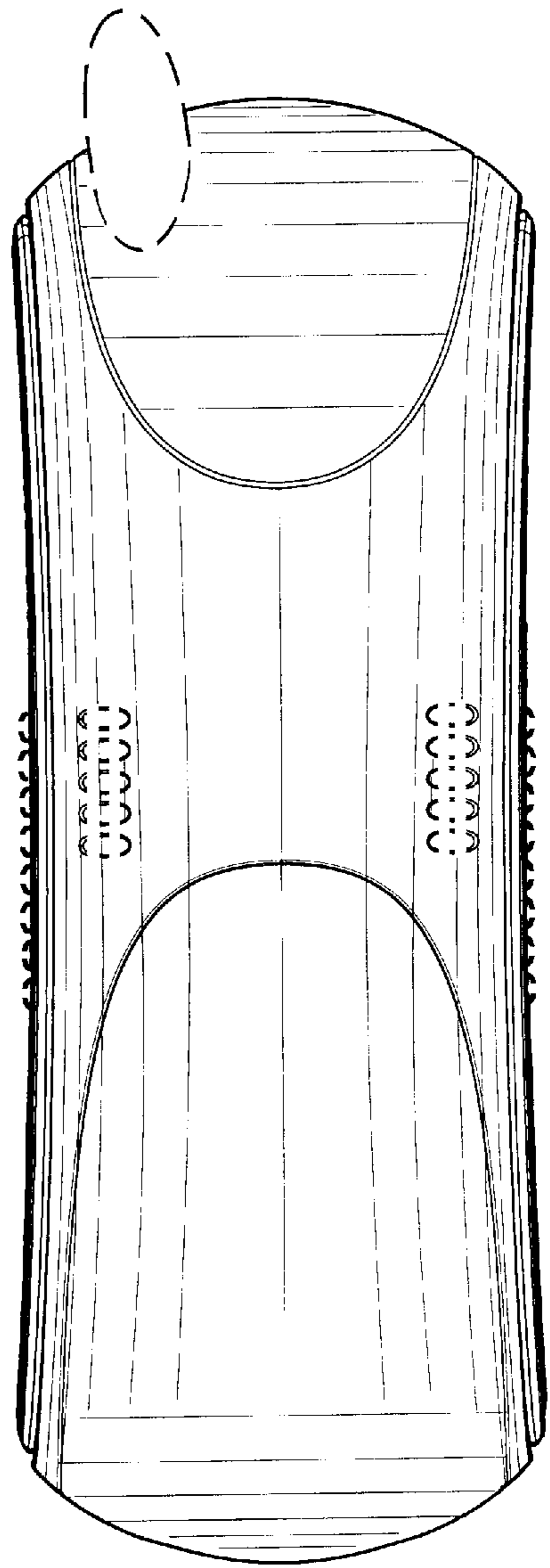


FIG. 2

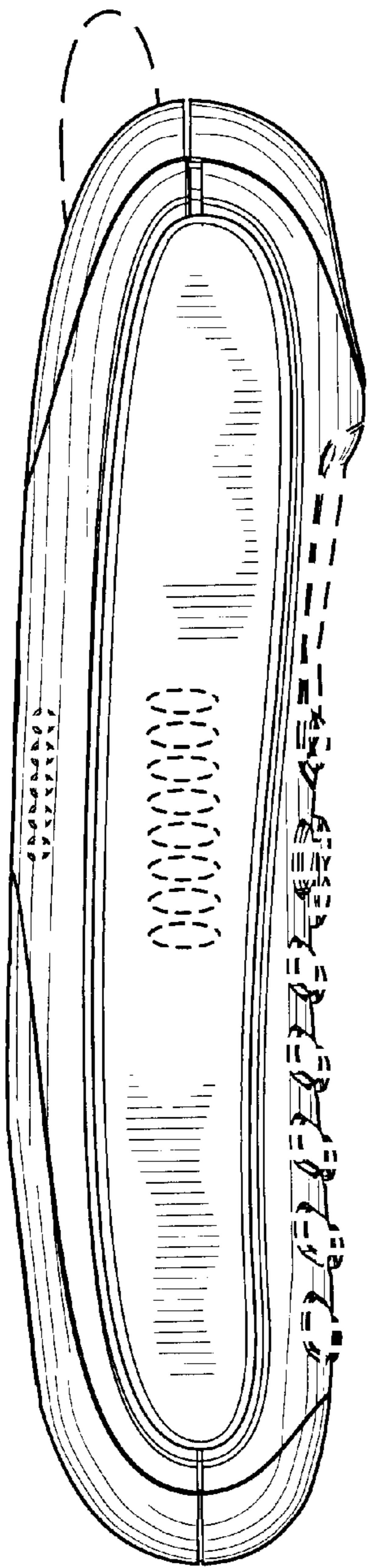


FIG. 3

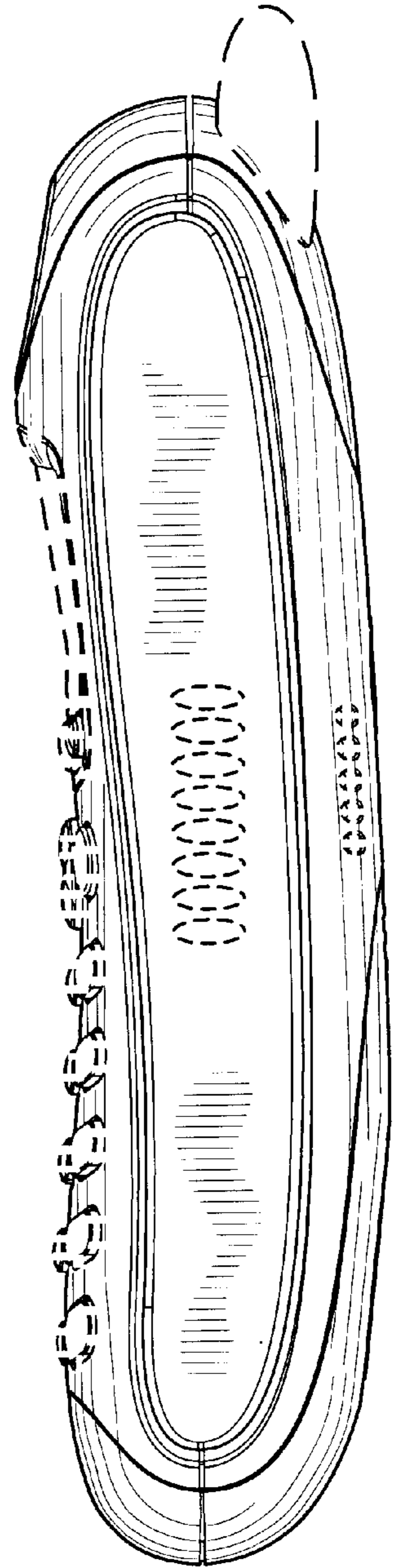


FIG. 4

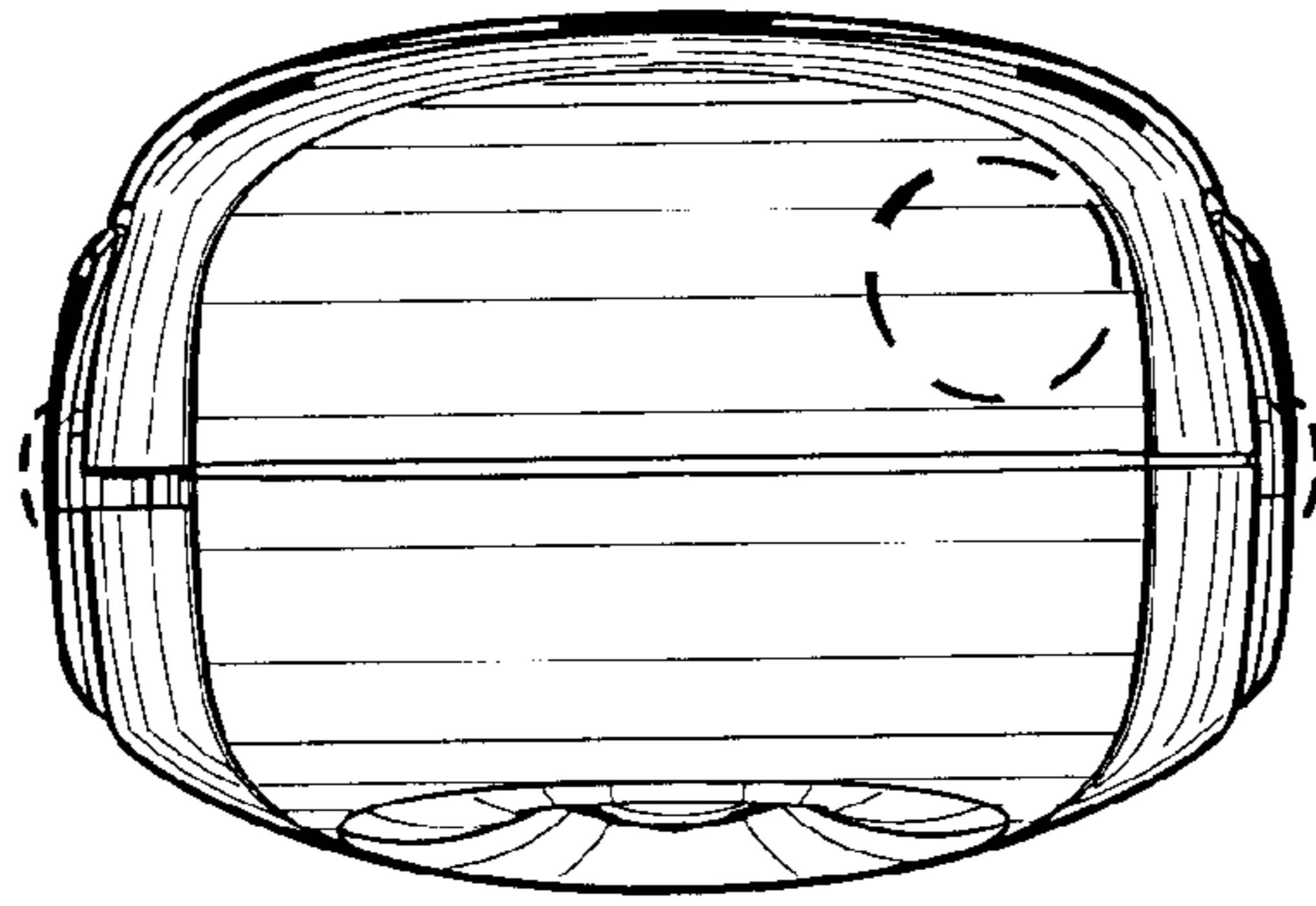


FIG. 5

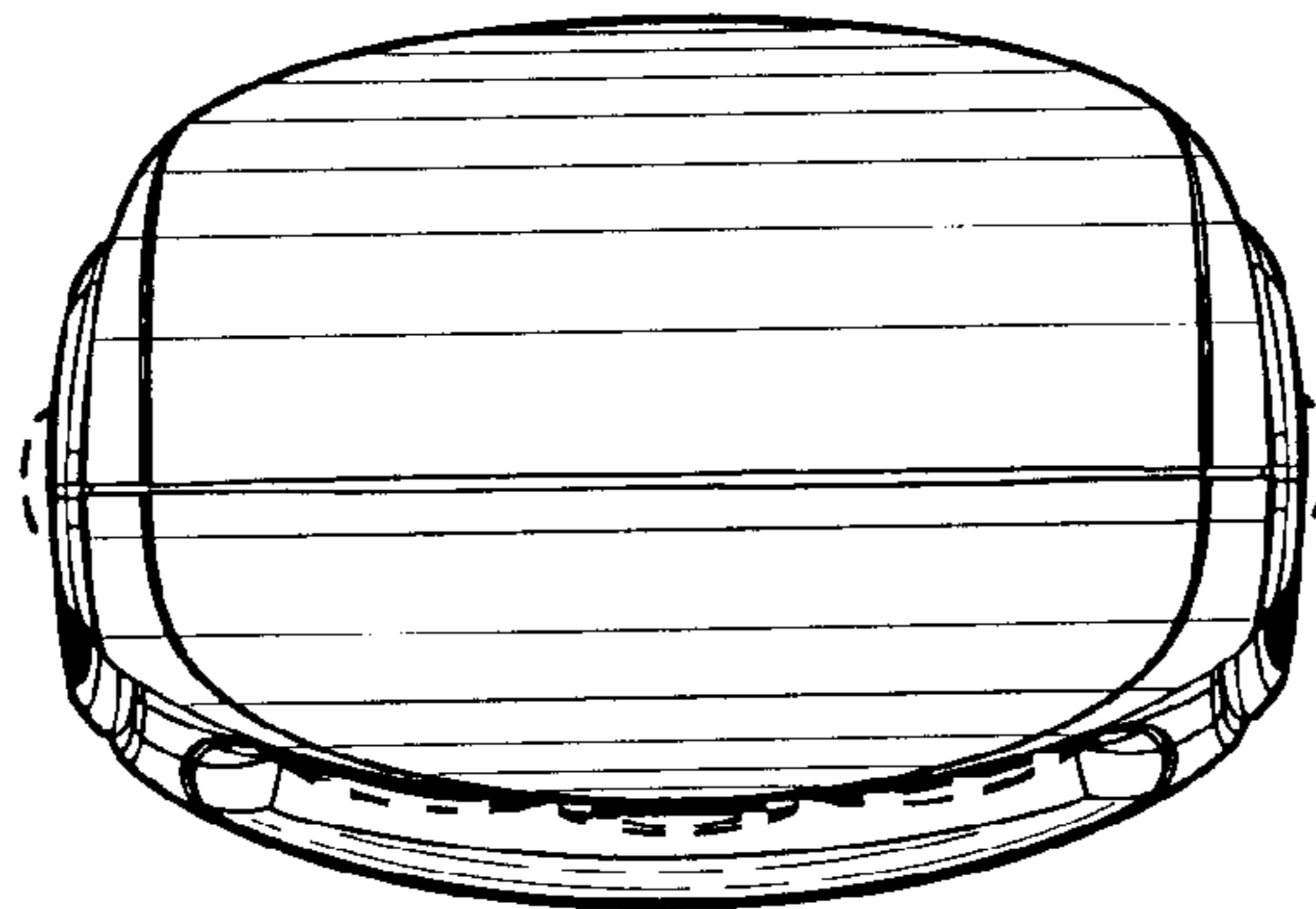


FIG. 6

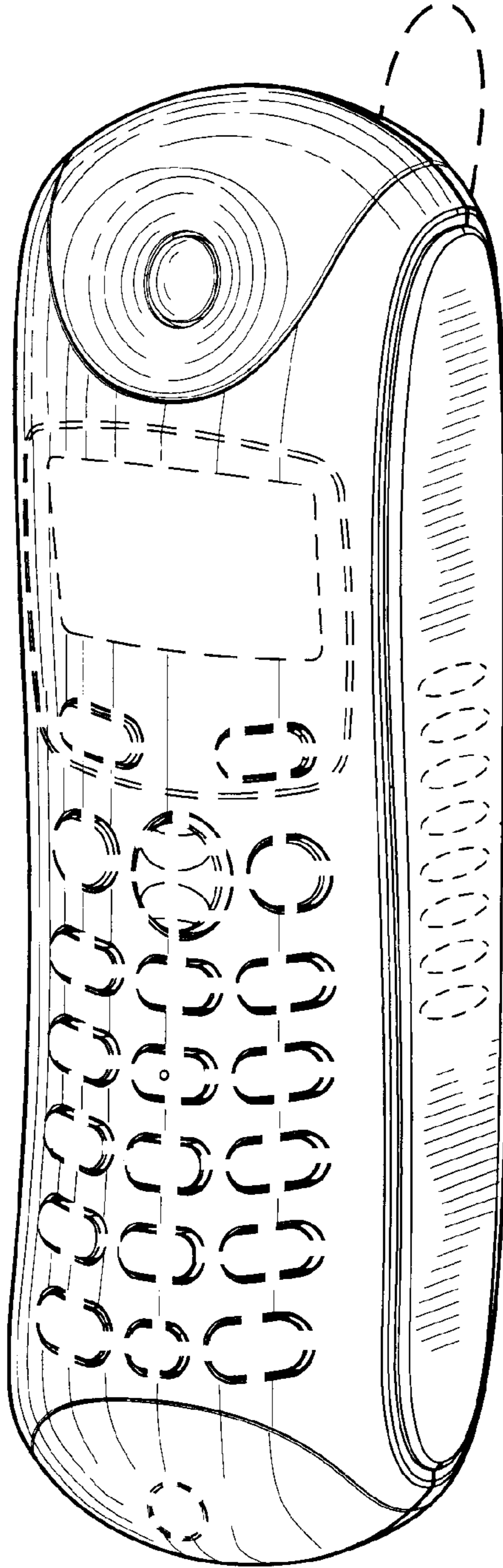


FIG. 7




FIG. 8

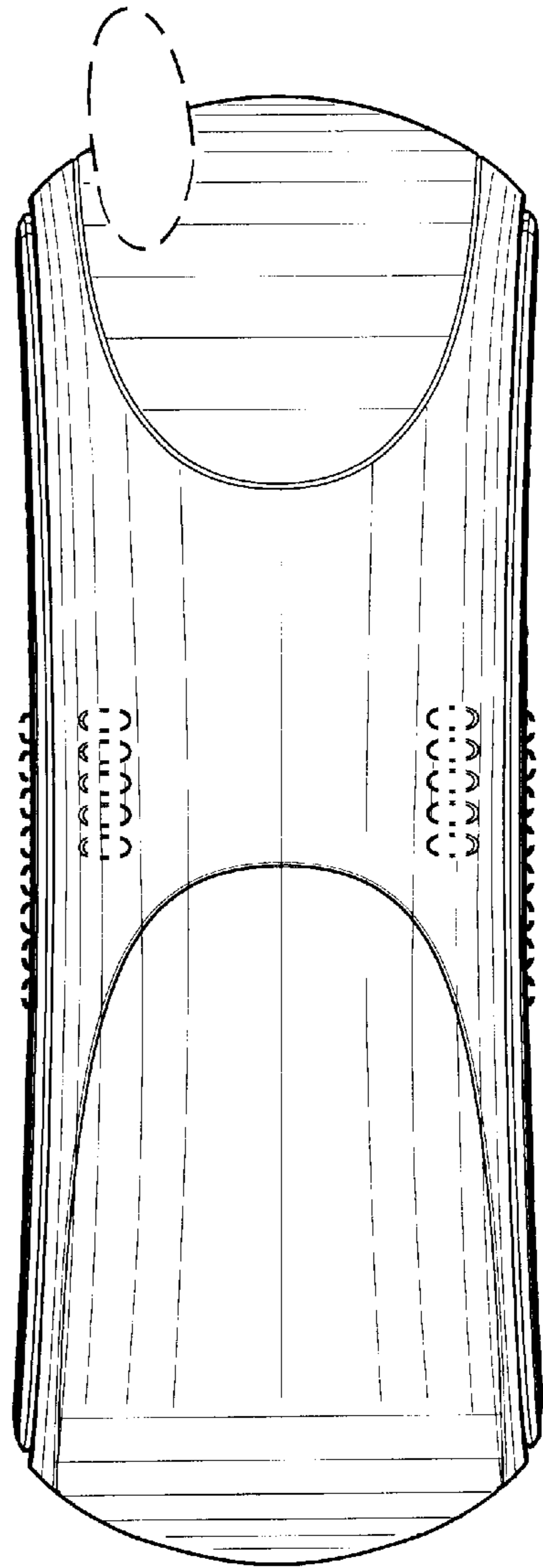


FIG. 9

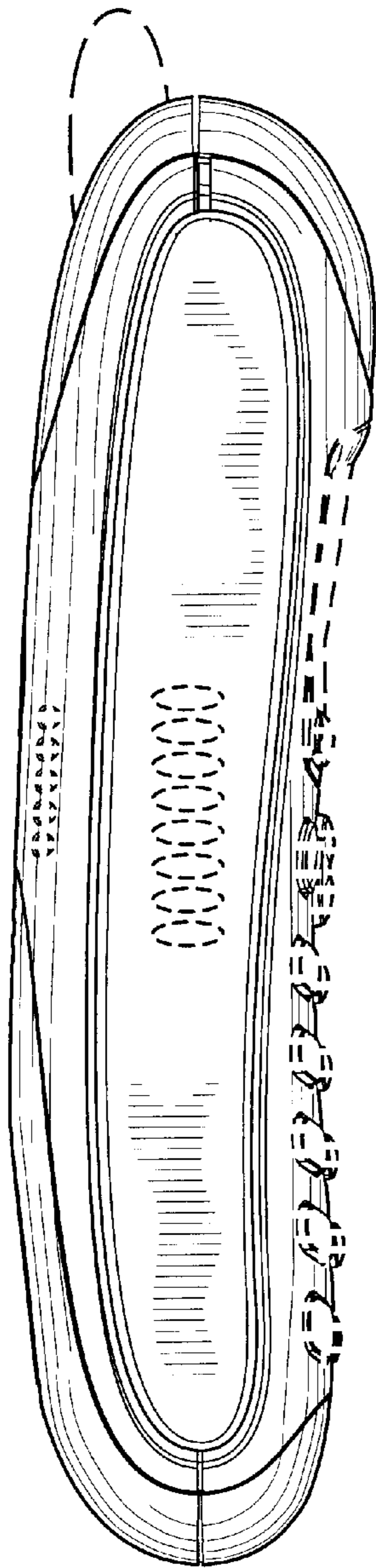


FIG. 10

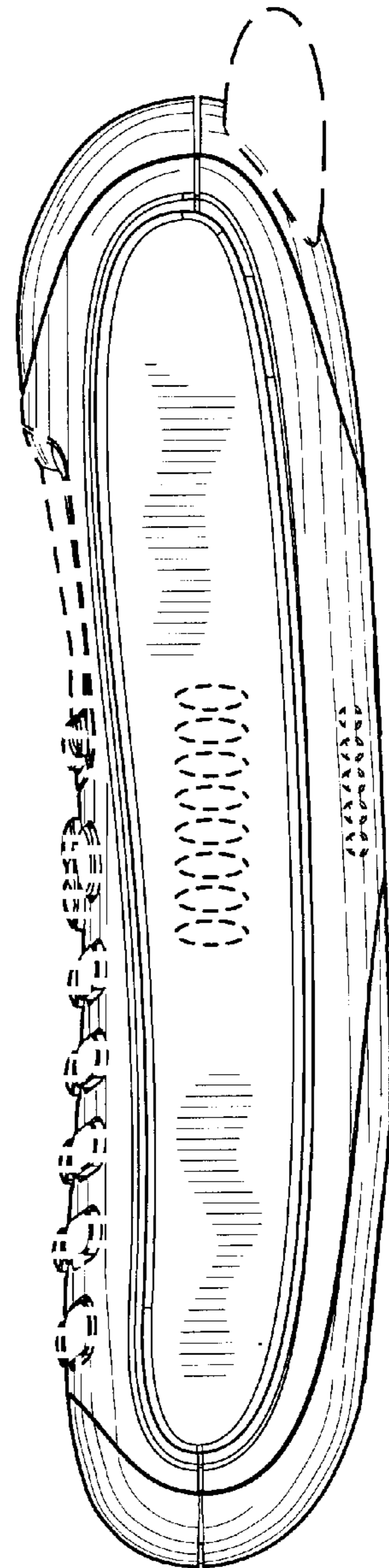


FIG. 11

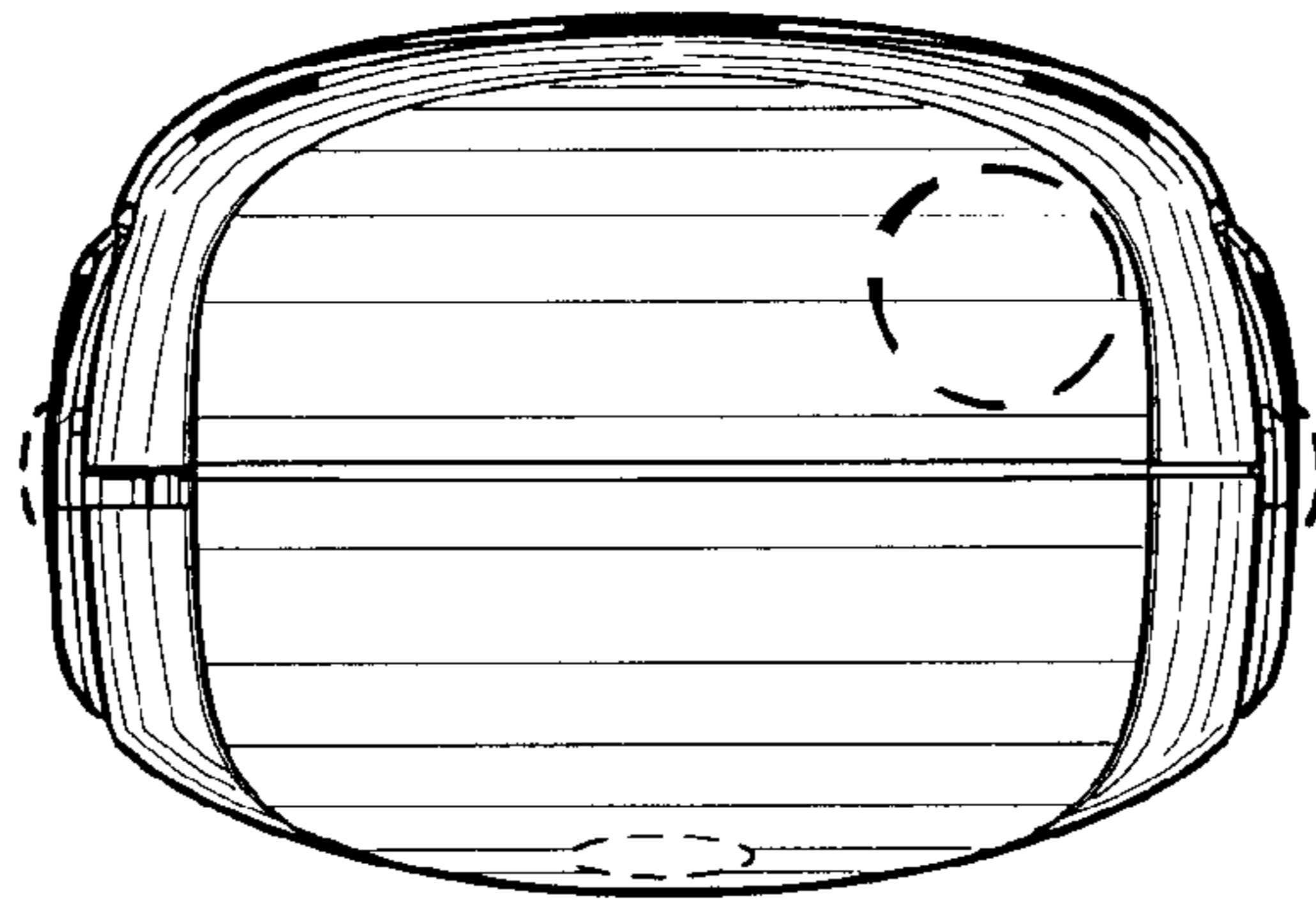


FIG. 12

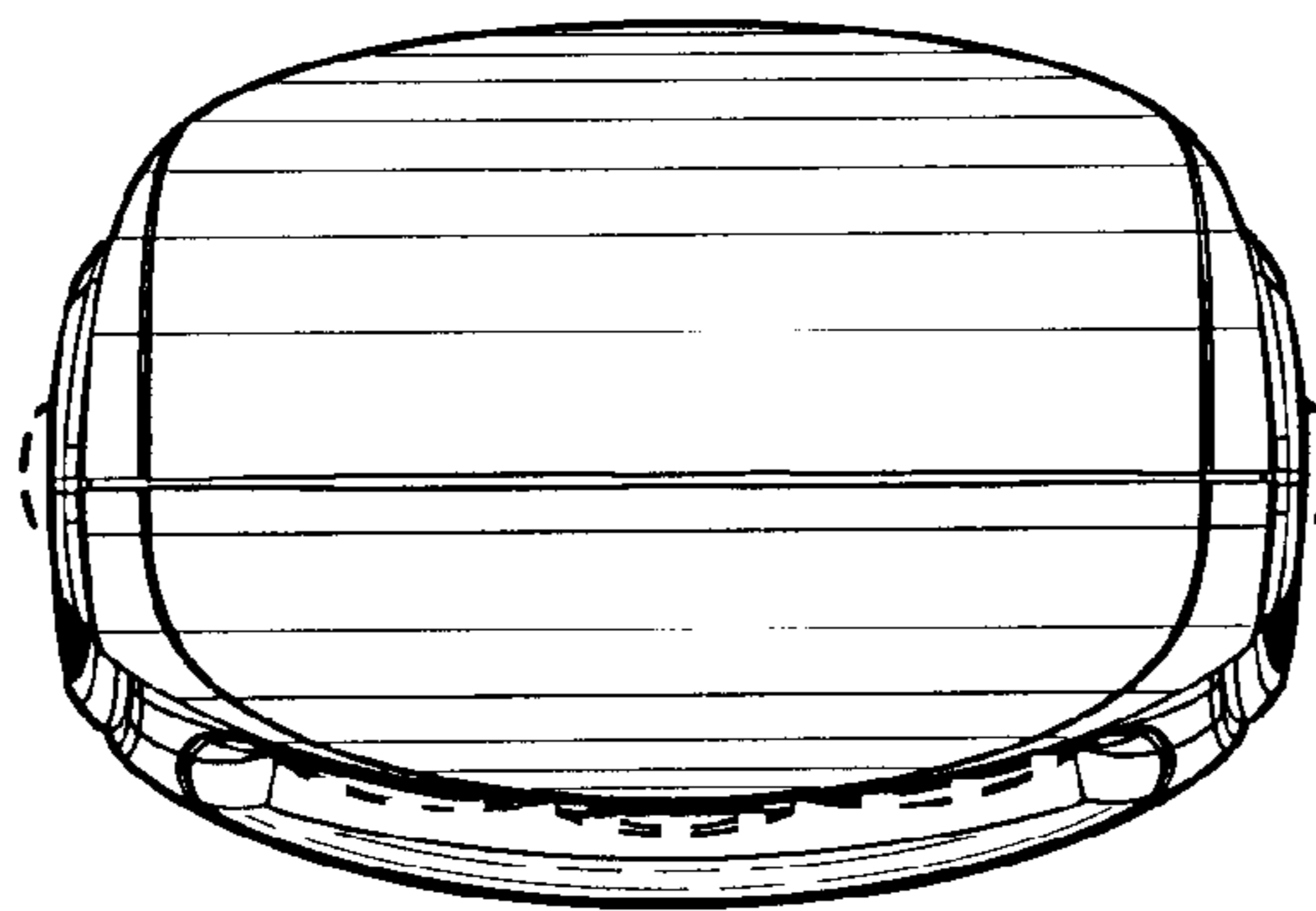


FIG. 13

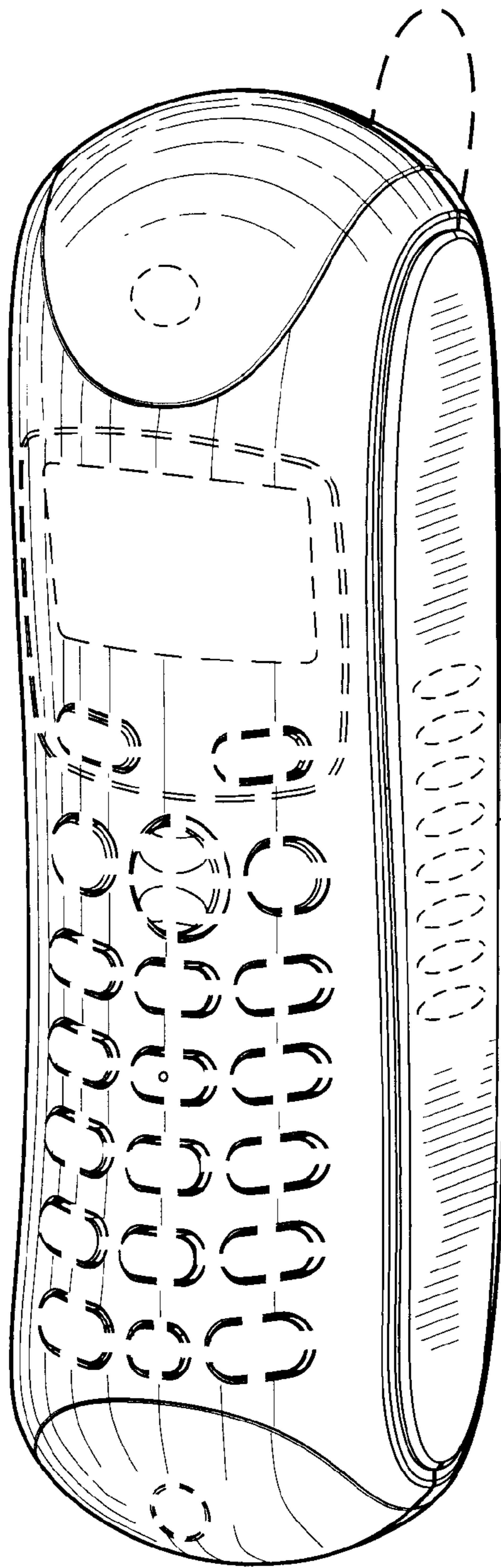


FIG. 14