



US00D480697S

(12) **United States Design Patent**  
**Lee et al.**

(10) **Patent No.: US D480,697 S**

(45) **Date of Patent: \*\* Oct. 14, 2003**

(54) **CELLULAR PHONE**

(75) Inventors: **Jae-Kyung Lee**, Yongin-si (KR);  
**Eun-Jung Kim**, Sungnam-si (KR)

(73) Assignee: **Appeal Telecom Co., Ltd.** (KR)

(\*\*) Term: **14 Years**

(21) Appl. No.: **29/168,233**

(22) Filed: **Sep. 30, 2002**

(30) **Foreign Application Priority Data**

Aug. 8, 2002 (KR) ..... 2002-22683

(51) **LOC (7) Cl. .... 14-03**

(52) **U.S. Cl. .... D14/138; D14/346**

(58) **Field of Search** ..... D14/137, 138,  
D14/218, 147-148, 247-248, 144, 130,  
341-347, 339; 379/433.01-433.13, 419,  
434, 428.01-428.04, 420.01-420.04, 440;  
D10/65, 78; 455/550-575, 90; D21/517,  
329, 331, 333; D13/168

(56) **References Cited**

**U.S. PATENT DOCUMENTS**

D370,673 S	*	6/1996	Happo et al. ....	D14/138
D373,318 S	*	9/1996	Berch et al. ....	D10/106
D390,509 S	*	2/1998	Antzinas et al. ....	D14/138
D395,250 S	*	6/1998	Kabler et al. ....	D10/65
D401,577 S	*	11/1998	Yamaguchi ....	D14/138
D411,539 S	*	6/1999	Nagai et al. ....	D14/218
D422,595 S	*	4/2000	Taylor et al. ....	D14/240
D422,971 S	*	4/2000	Leib ....	D14/346
D424,456 S	*	5/2000	Hoofnagle et al. ....	D10/78
D425,887 S	*	5/2000	Edwards et al. ....	D14/138
D431,233 S	*	9/2000	Ferguson et al. ....	D14/138
D432,511 S	*	10/2000	Eckholm ....	D14/138
D433,017 S	*	10/2000	Martinez ....	D14/346
D434,739 S	*	12/2000	Hanna et al. ....	D14/138
D439,572 S	*	3/2001	Kang ....	D14/138
D441,733 S	*	5/2001	Do et al. ....	D14/138
D442,156 S	*	5/2001	Lee ....	D14/138
D442,496 S	*	5/2001	Haupt ....	D10/4
6,243,595 B1	*	6/2001	Lee et al. ....	455/566
6,246,862 B1	*	6/2001	Grivas et al. ....	455/90
D448,757 S	*	10/2001	Okubo ....	D14/218

D450,307 S	*	11/2001	Xu et al. ....	D14/138
D450,314 S	*	11/2001	Mattis ....	D14/218
D451,079 S	*	11/2001	Ali ....	D14/138
D457,149 S	*	5/2002	Arpe ....	D14/138
D459,327 S	*	6/2002	Ali ....	D14/138
D461,185 S	*	8/2002	Ando ....	D14/341
D463,425 S	*	9/2002	Jenkins ....	D14/347
D464,963 S	*	10/2002	Nishida ....	D14/346
D465,213 S	*	11/2002	Baumert et al. ....	D14/218
D465,219 S	*	11/2002	Tamaki et al. ....	D14/346
D466,096 S	*	11/2002	Takada ....	D14/138
D467,918 S	*	12/2002	Fitch et al. ....	D14/347
D468,280 S	*	1/2003	Kim et al. ....	D14/138
D468,365 S	*	1/2003	Bransky et al. ....	D21/329
D469,367 S	*	1/2003	Mirabelli et al. ....	D10/65
2002/0102946 A1	*	8/2002	SanGiovanni ....	455/575.1
2002/0193082 A1	*	12/2002	Uemura et al. ....	455/575.1
2003/0044000 A1	*	3/2003	Kfoury et al. ....	379/433.01
2003/0064688 A1	*	4/2003	Mizuta et al. ....	455/90.2
2003/0078069 A1	*	4/2003	Lindeman ....	455/550

\* cited by examiner

*Primary Examiner*—Jeffrey Asch

(74) *Attorney, Agent, or Firm*—McGuireWoods LLP

(57) **CLAIM**

We claim the ornamental design for a cellular phone, as shown.

**DESCRIPTION**

FIG. 1 is a front perspective view of the cellular phone of the present invention;  
 FIG. 2 is a front elevation view of the cellular phone of the present invention;  
 FIG. 3 is a back elevation view of the cellular phone of the present invention;  
 FIG. 4 is a left side plan view of the cellular phone of the present invention;  
 FIG. 5 is a right side plan view of the cellular phone of the present invention;  
 FIG. 6 is a top plan view of the cellular phone of the present invention;  
 FIG. 7 is a lower plan view of the cellular phone of the present invention; and,  
 FIG. 8 is a front elevational view of the cellular phone of the present invention, shown rotated to an open position.

**1 Claim, 5 Drawing Sheets**

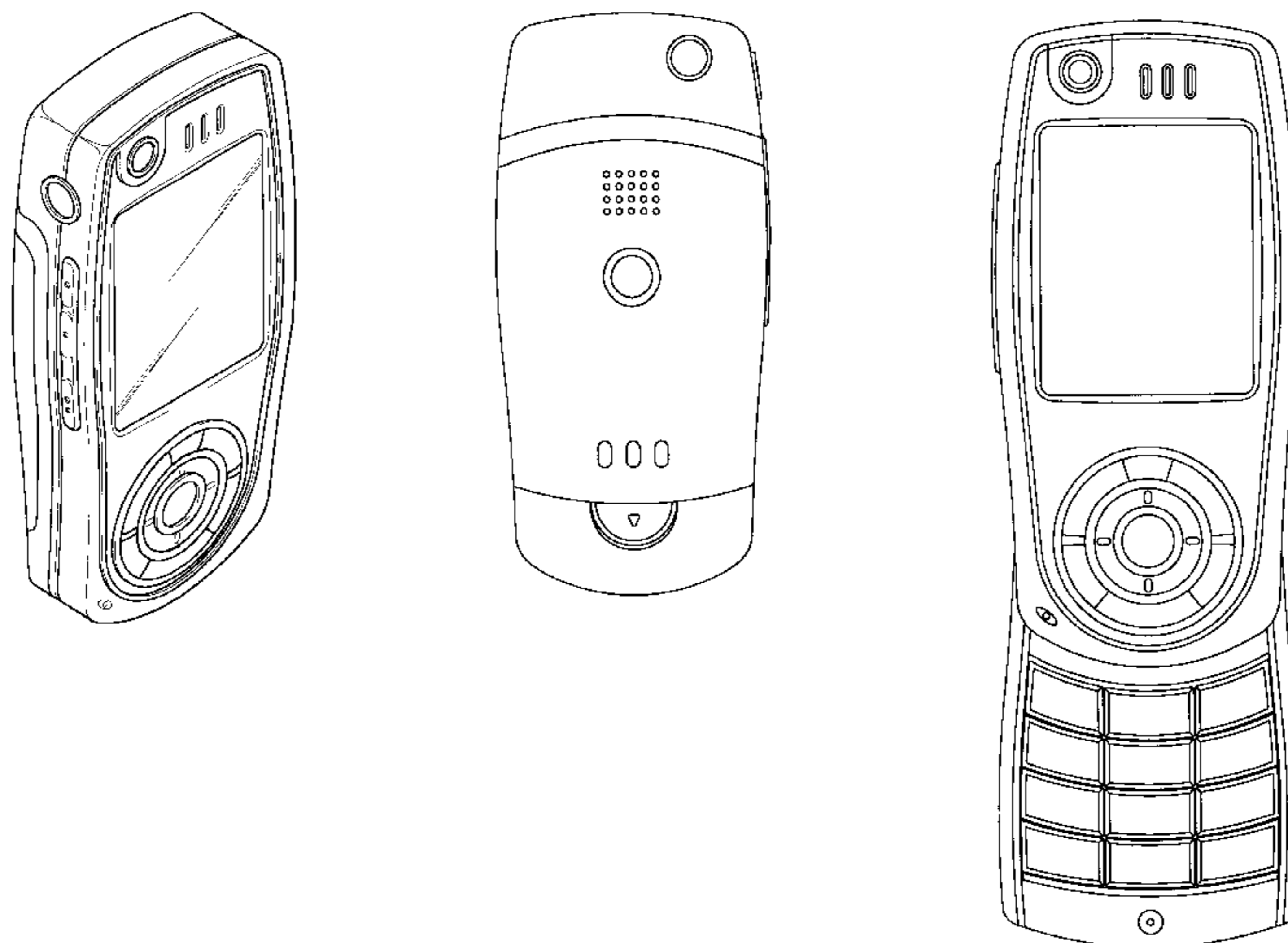


Fig. 1

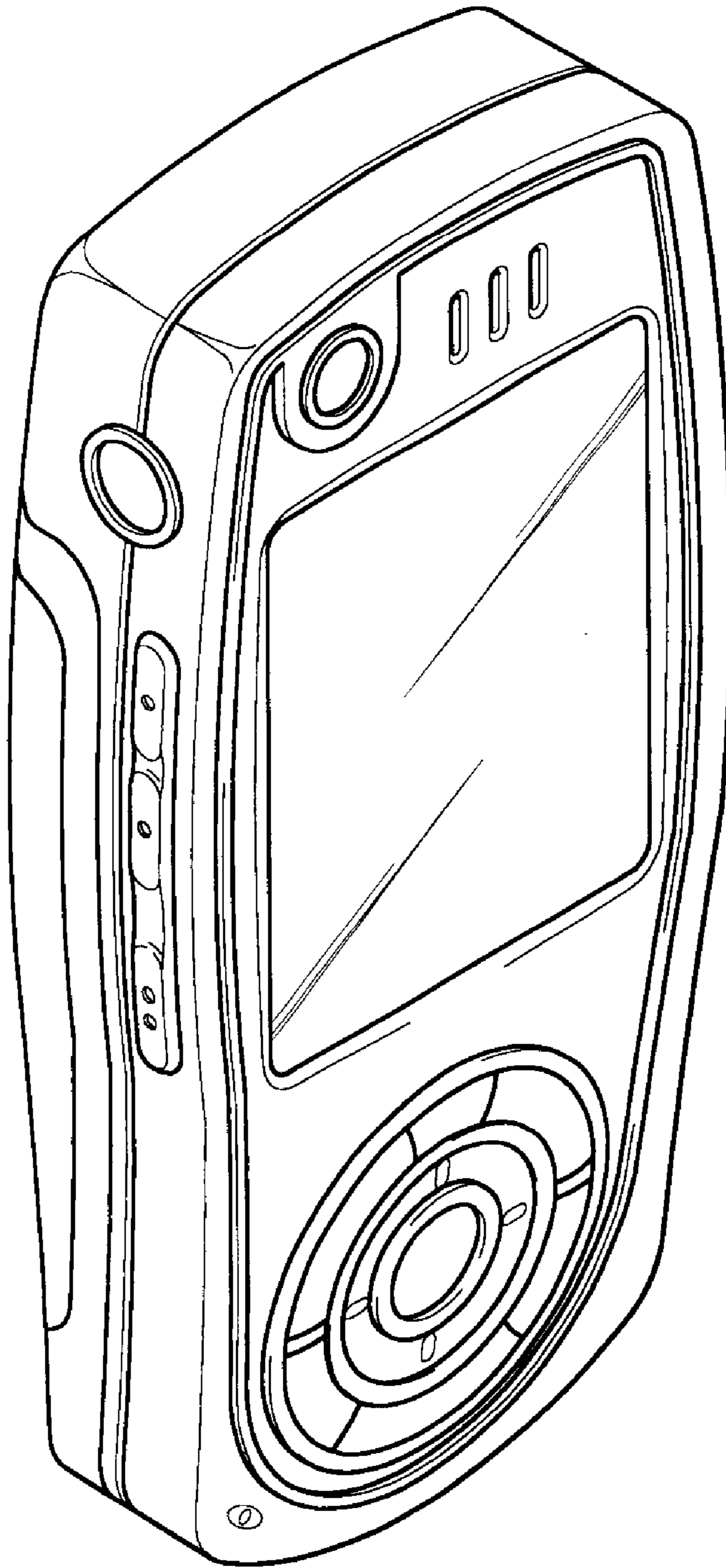


Fig. 2




Fig. 3

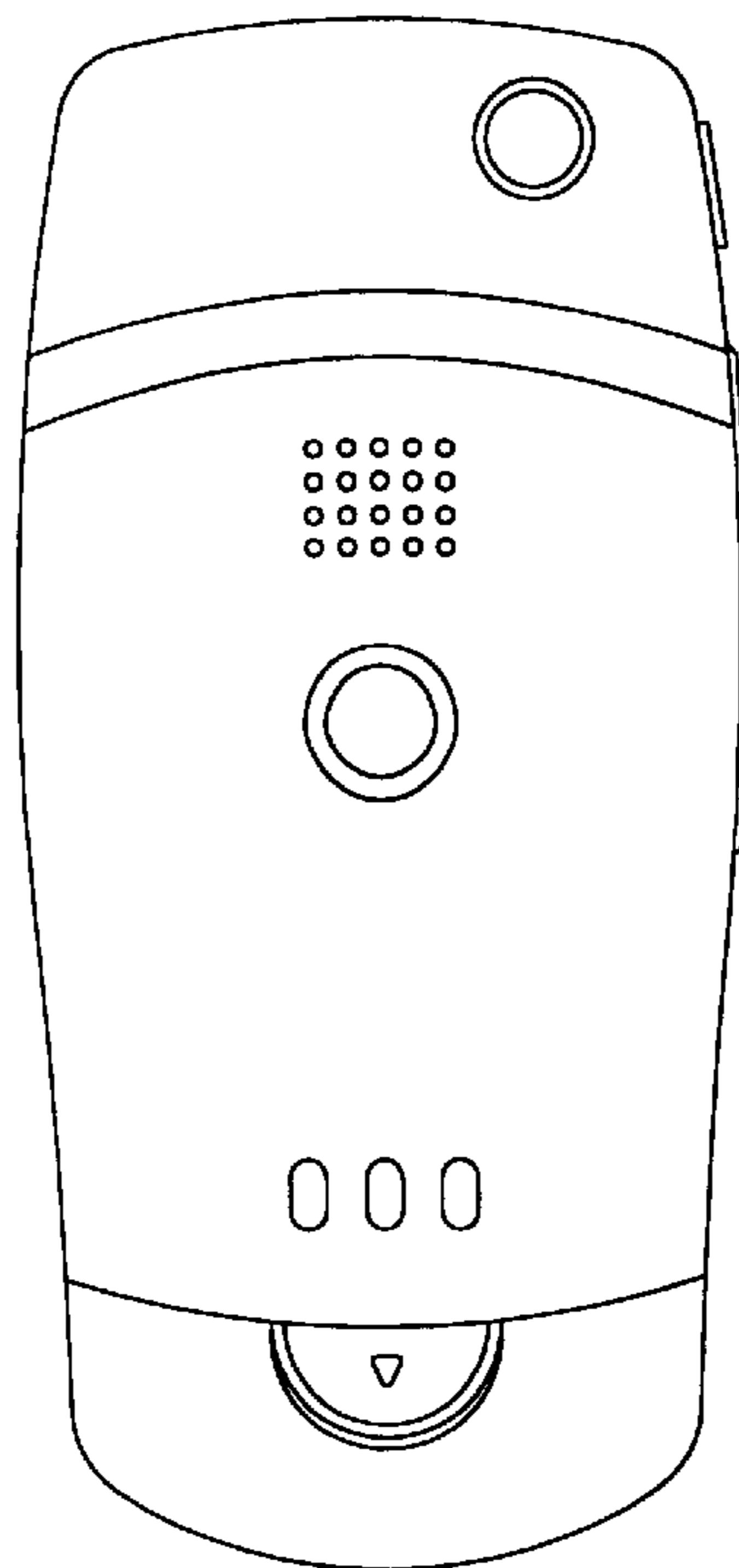


Fig. 4

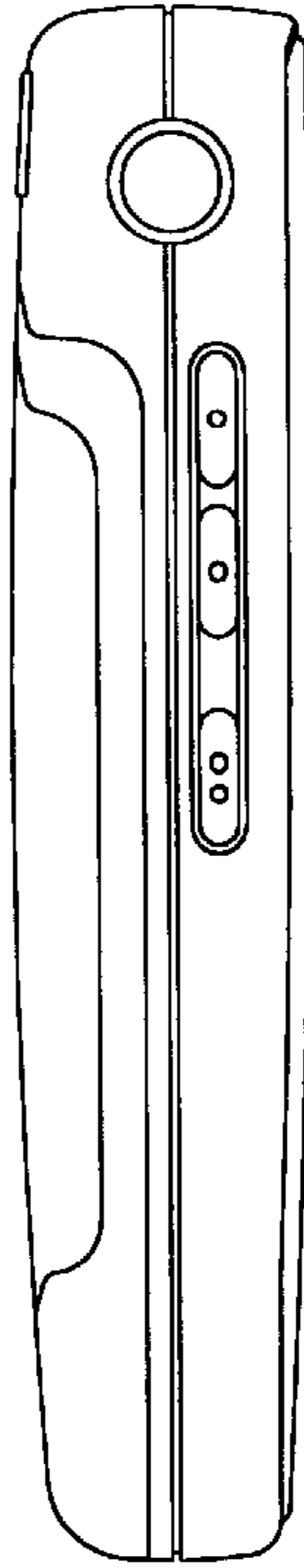


Fig. 5

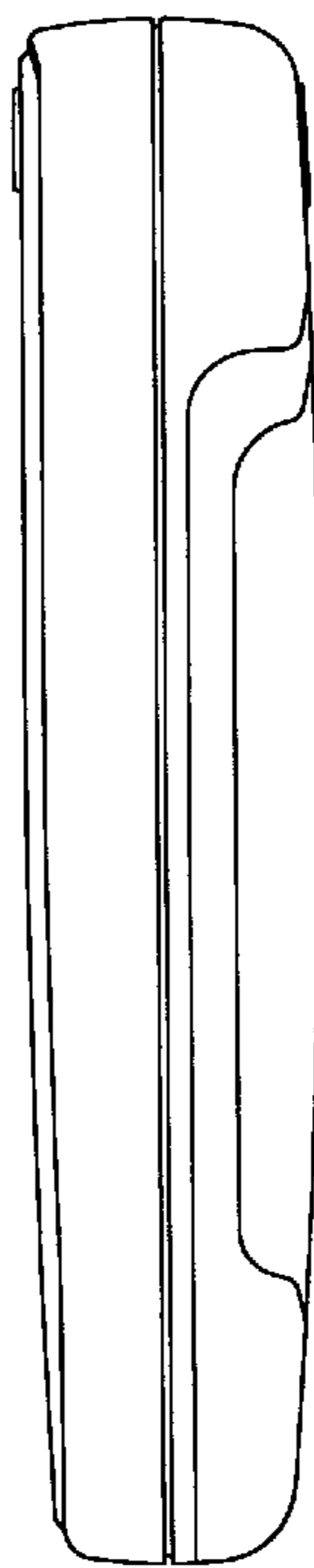


Fig. 6

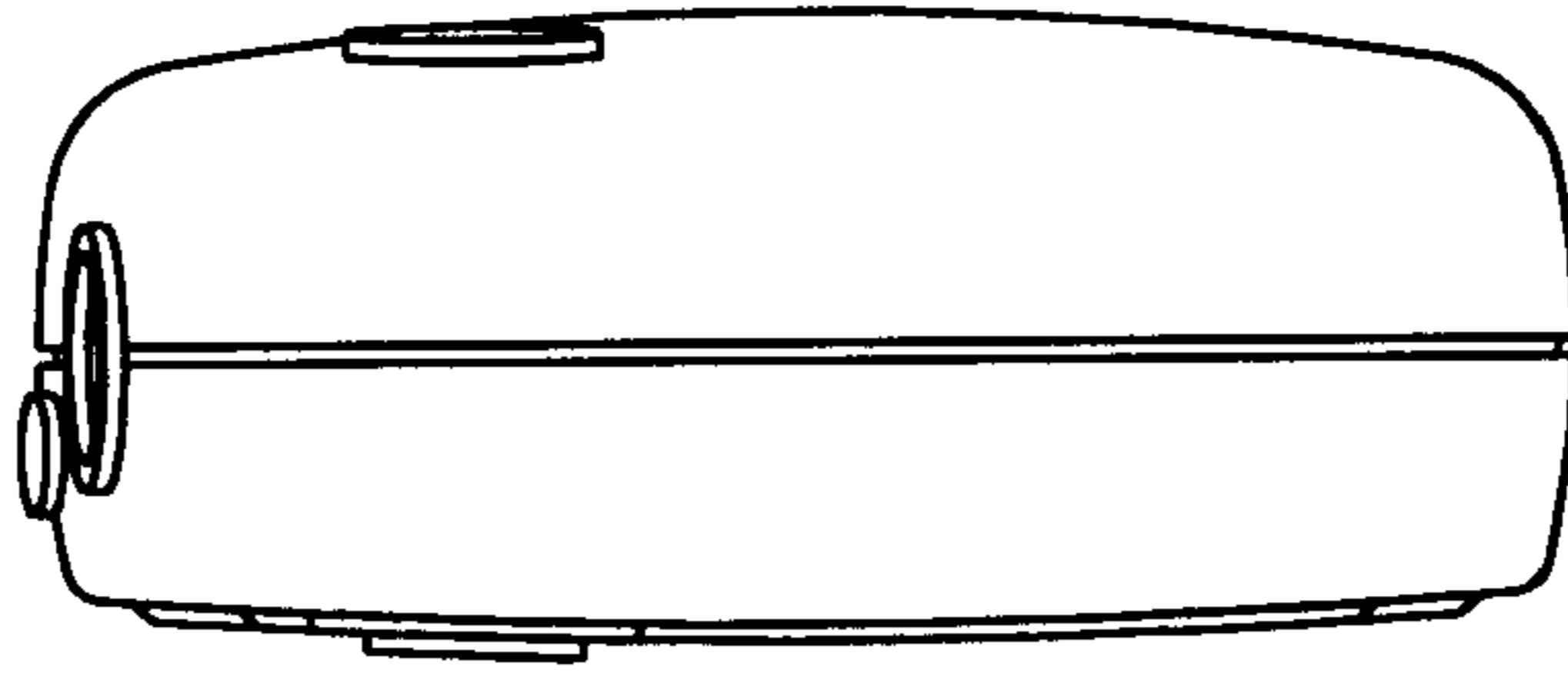


Fig. 7

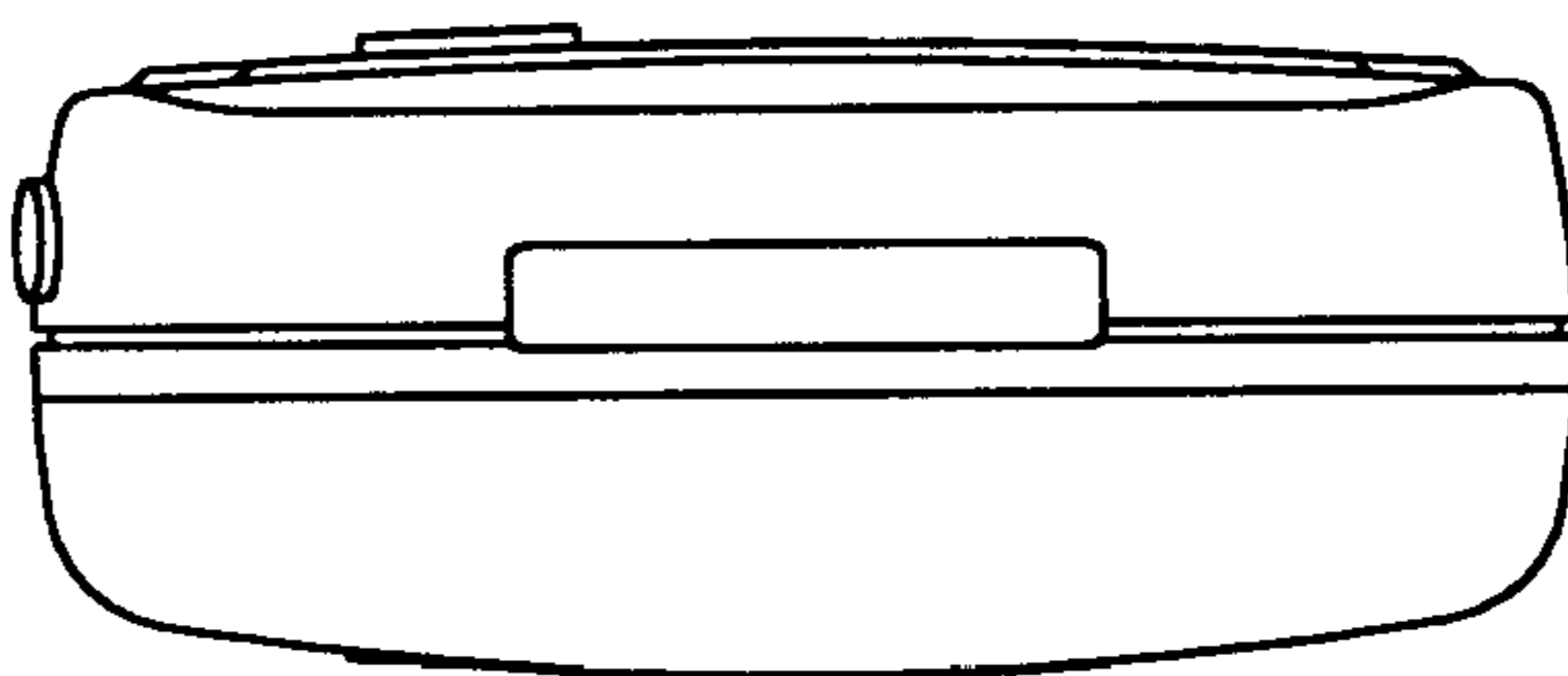


Fig. 8

