



US00D480694S

(12) **United States Design Patent** (10) **Patent No.:** **US D480,694 S**  
**Heath** (45) **Date of Patent:** **\*\* Oct. 14, 2003**

(54) **SOUND RECEIVING DEVICE**  
(75) Inventor: **Stephen Robert Heath**, Eindhoven (NL)  
(73) Assignee: **Koninklijke Philips Electronics N.V.**, Eindhoven (NL)  
(\*\*) Term: **14 Years**  
(21) Appl. No.: **29/159,664**  
(22) Filed: **Apr. 25, 2002**  
(30) **Foreign Application Priority Data**  
Oct. 31, 2001 (WO) ..... DMA/005 489  
(51) **LOC (7) Cl.** ..... **14-03**  
(52) **U.S. Cl.** ..... **D14/137; D10/104**  
(58) **Field of Search** ..... D14/137, 144, D14/138, 218, 147-151, 215, 216, 247-249, 251-253, 240, 242, 341-347, 399, 426, 387, 429, 453, 197, 198, 189, 192, 193, 157, 194, 195, 196, 158; 379/433.01-433.13, 434, 419, 420.01-420.04, 428.01-428.02, 440, 435, 436; 455/550.01-590.3; D13/168; D18/2, 7; D21/517, 329, 331, 333; D10/104, 106, 65; 381/86

D376,765 S \* 12/1996 Barnes ..... D10/104  
D377,457 S \* 1/1997 Arney et al. .... D10/104  
D378,371 S \* 3/1997 Mak ..... D14/194  
D380,759 S \* 7/1997 Lin ..... D14/215  
D383,687 S \* 9/1997 Conrado et al. .... D10/104  
D386,703 S \* 11/1997 Nowak ..... D10/104  
D394,652 S \* 5/1998 Greger ..... D14/137  
D396,721 S \* 8/1998 Naganoma et al. .... D14/195  
D398,303 S \* 9/1998 Greger ..... D14/137  
D410,205 S \* 5/1999 Ames et al. .... D10/104  
D413,827 S \* 9/1999 Fenner ..... D10/104  
D415,159 S \* 10/1999 Nakano ..... D14/215  
D417,215 S \* 11/1999 Kokkinis ..... D14/171  
D424,560 S \* 5/2000 Heath ..... D14/159  
D424,561 S \* 5/2000 Heath ..... D14/159  
D424,958 S \* 5/2000 Nowak ..... D10/104  
D428,866 S \* 8/2000 You ..... D14/137  
D430,052 S \* 8/2000 Nowak ..... D10/104  
D430,546 S \* 9/2000 Gibson ..... D14/137  
D440,511 S \* 4/2001 Heath ..... D10/104  
D440,899 S \* 4/2001 Heath ..... D10/104  
D446,554 S \* 8/2001 Gautieri et al. .... D21/405  
D450,049 S \* 11/2001 Lacotta et al. .... D14/171  
D463,507 S \* 9/2002 Gautieri et al. .... D21/405  
D467,565 S \* 12/2002 Pesqueira et al. .... D14/137  
D467,566 S \* 12/2002 Mirabelli et al. .... D14/137  
D467,888 S \* 12/2002 Mirabelli et al. .... D14/137  
D467,911 S \* 12/2002 Lee ..... D14/243

\* cited by examiner

*Primary Examiner*—Jeffrey Asch  
(74) *Attorney, Agent, or Firm*—Ernestine C. Bartlett

(56) **References Cited**  
U.S. PATENT DOCUMENTS

D168,907 S \* 2/1953 Petzold ..... D14/195  
D224,156 S \* 7/1972 Hunter ..... D14/195  
4,899,135 A \* 2/1990 Ghahariiran ..... 340/573  
D306,589 S \* 3/1990 Murayama ..... D14/165  
D309,119 S \* 7/1990 Kremitzki ..... D10/104  
D310,218 S \* 8/1990 Murphy ..... D14/137  
D310,523 S \* 9/1990 Hino et al. .... D14/137  
D321,882 S \* 11/1991 Huei ..... D14/196  
D339,540 S \* 9/1993 Chapelsky ..... D10/106  
D342,739 S \* 12/1993 Atkin et al. .... D14/217  
D348,663 S \* 7/1994 Grasso ..... D14/137  
D348,879 S \* 7/1994 Shuler ..... D14/137  
D359,281 S \* 6/1995 Grasso et al. .... D14/137  
D359,282 S \* 6/1995 Grasso et al. .... D14/137  
D371,781 S \* 7/1996 Nowak et al. .... D14/137  
D376,764 S \* 12/1996 Barnes ..... D10/104

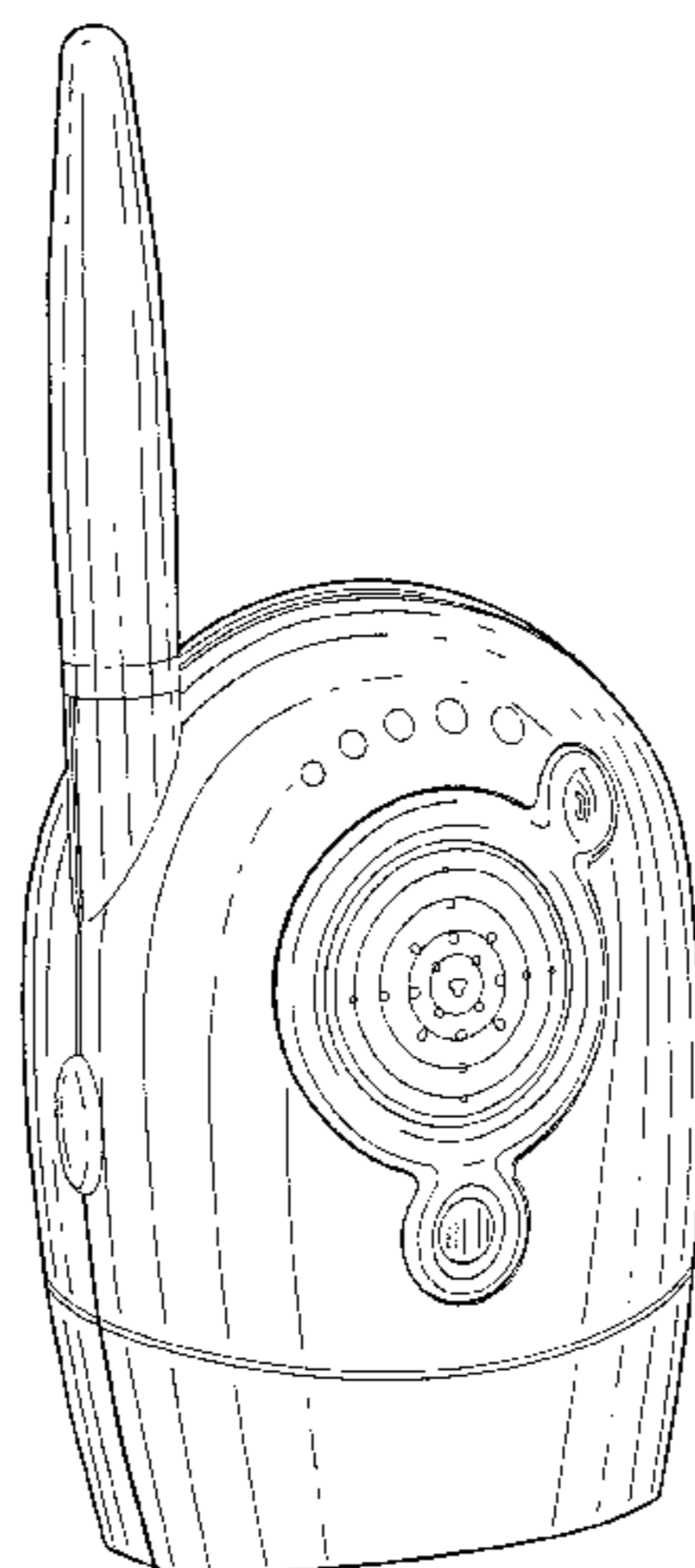
(57) **CLAIM**

The ornamental design for a sound receiving device, as shown.

**DESCRIPTION**

FIG. 1 is a perspective view showing my design;  
FIG. 2 is a front elevational view thereof;  
FIG. 3 is a rear elevational view thereof;  
FIG. 4 is a left side elevational view thereof;  
FIG. 5 is a right side elevational view thereof;  
FIG. 6 is a top plan view thereof; and,  
FIG. 7 is a bottom plan view thereof.

**1 Claim, 5 Drawing Sheets**



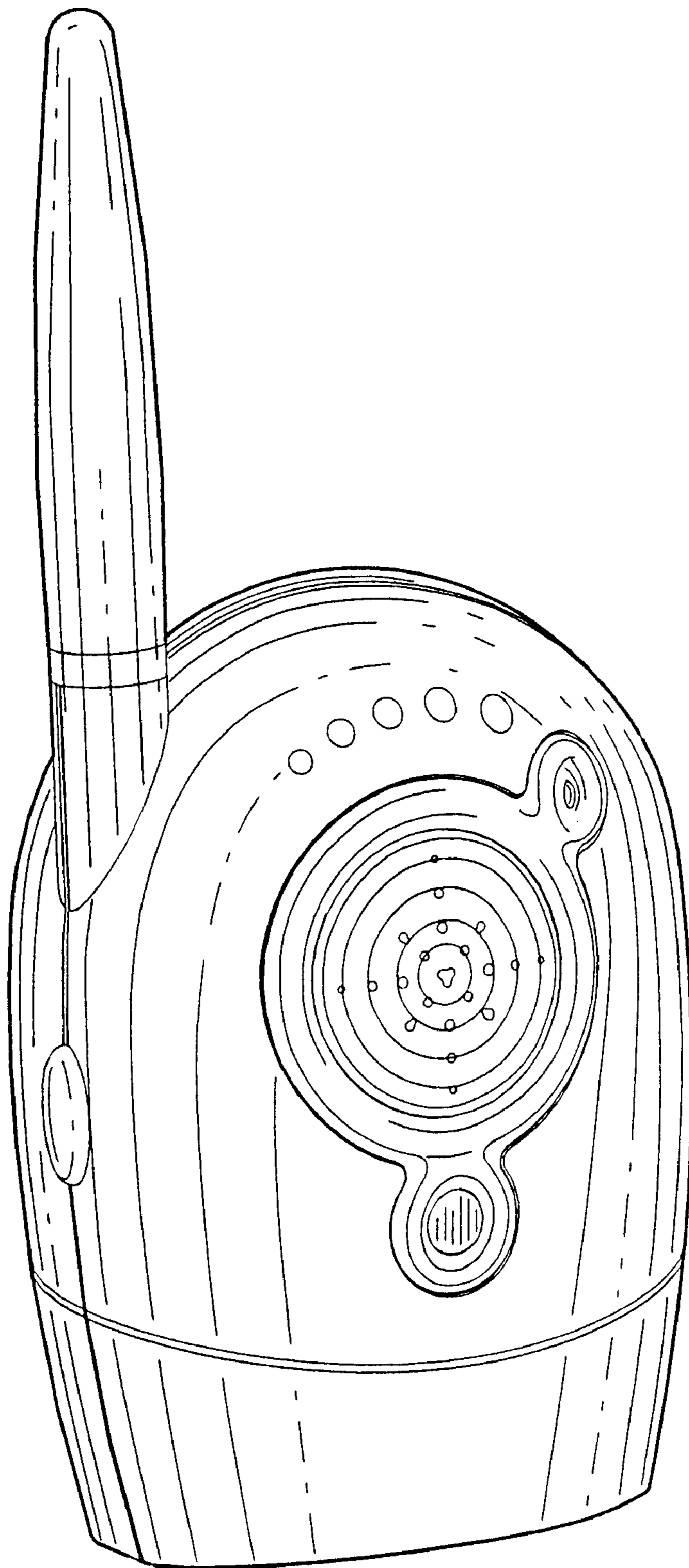


FIG. 1

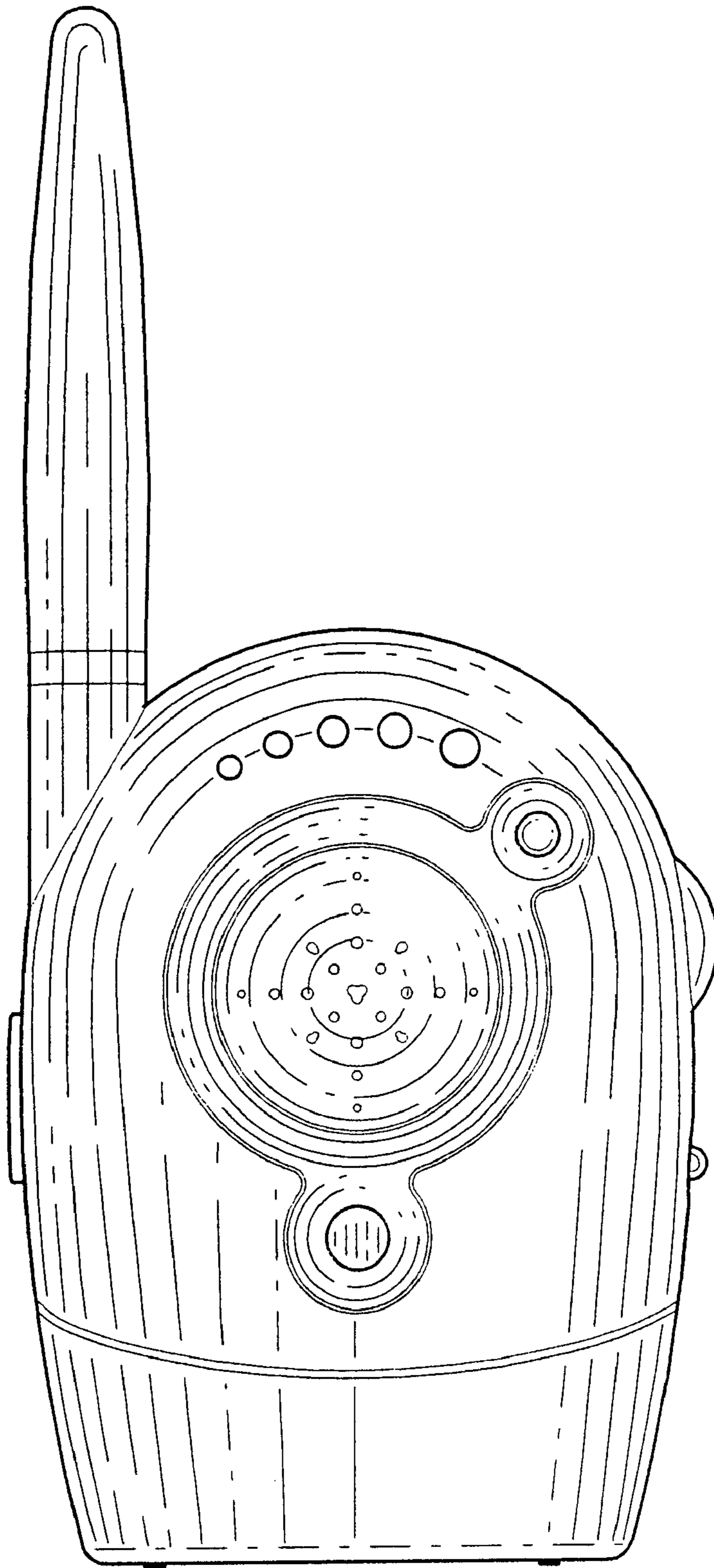


FIG.2

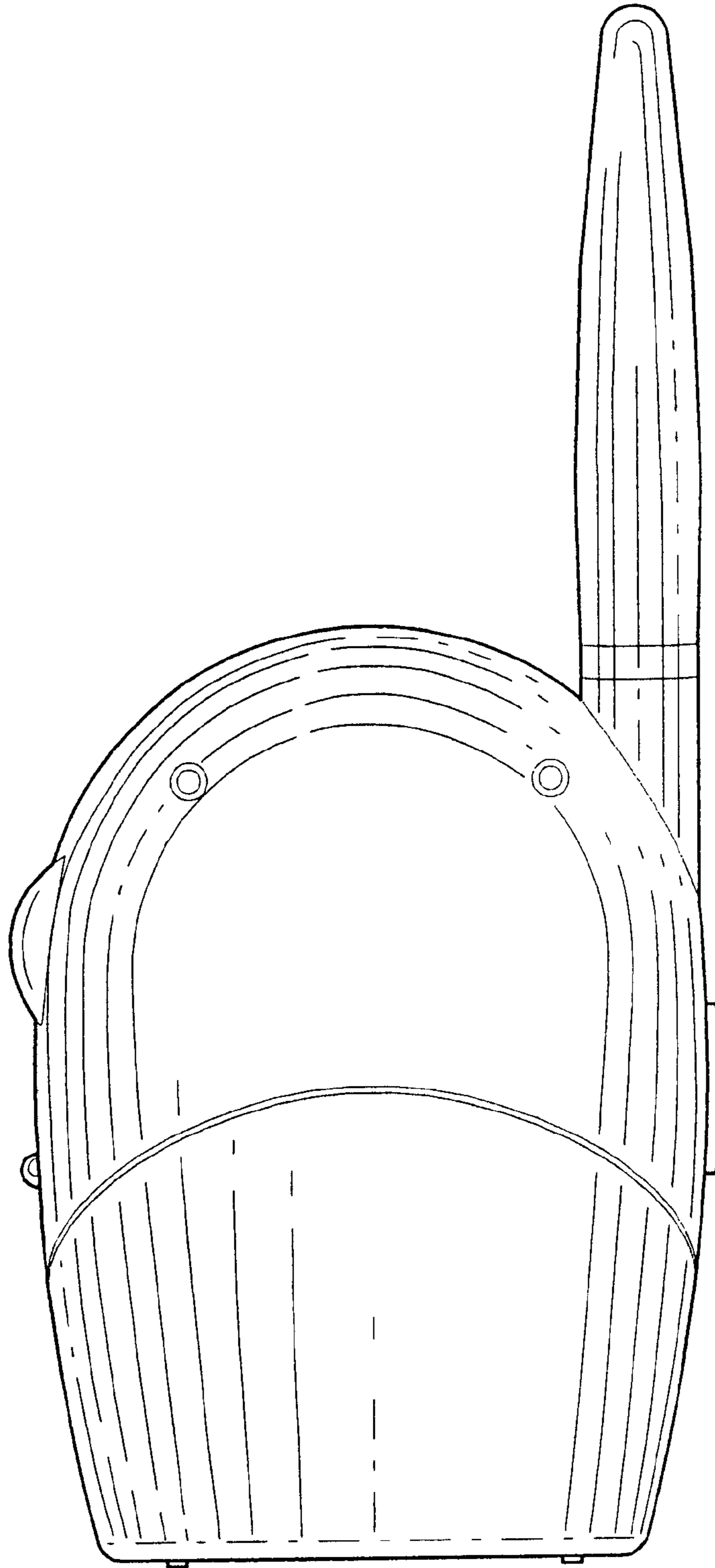


FIG. 3

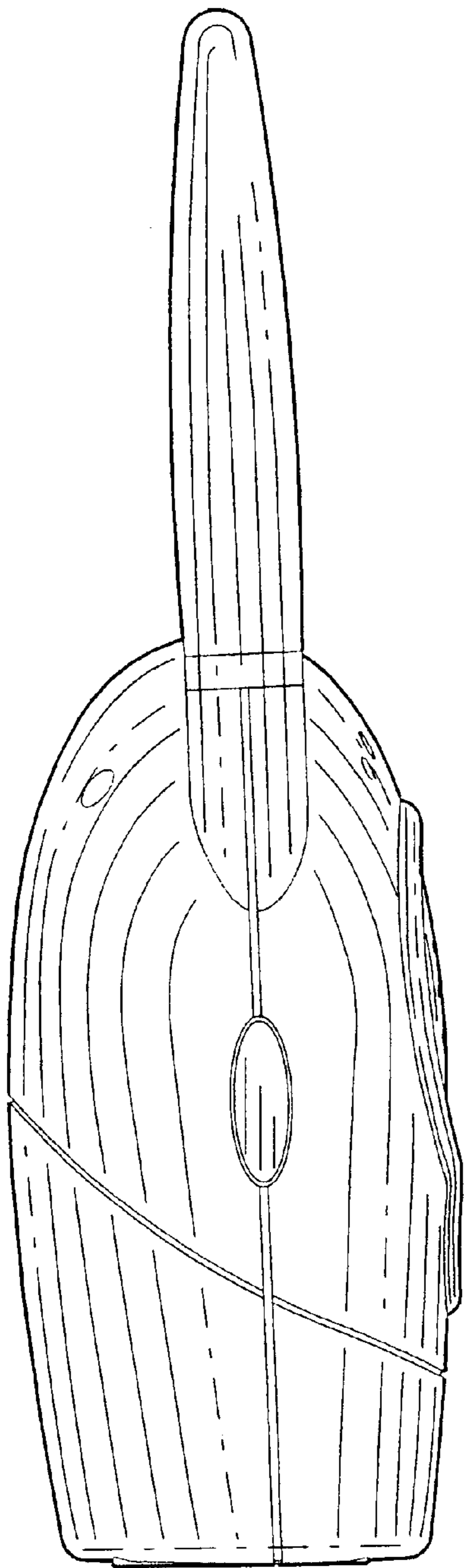


FIG. 4

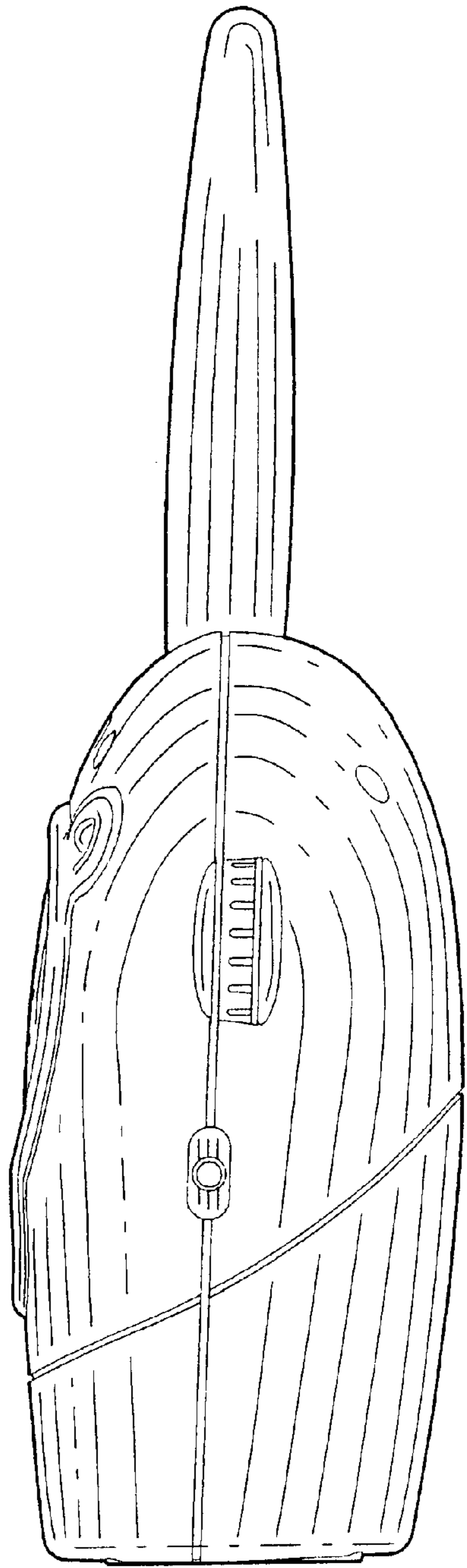


FIG. 5

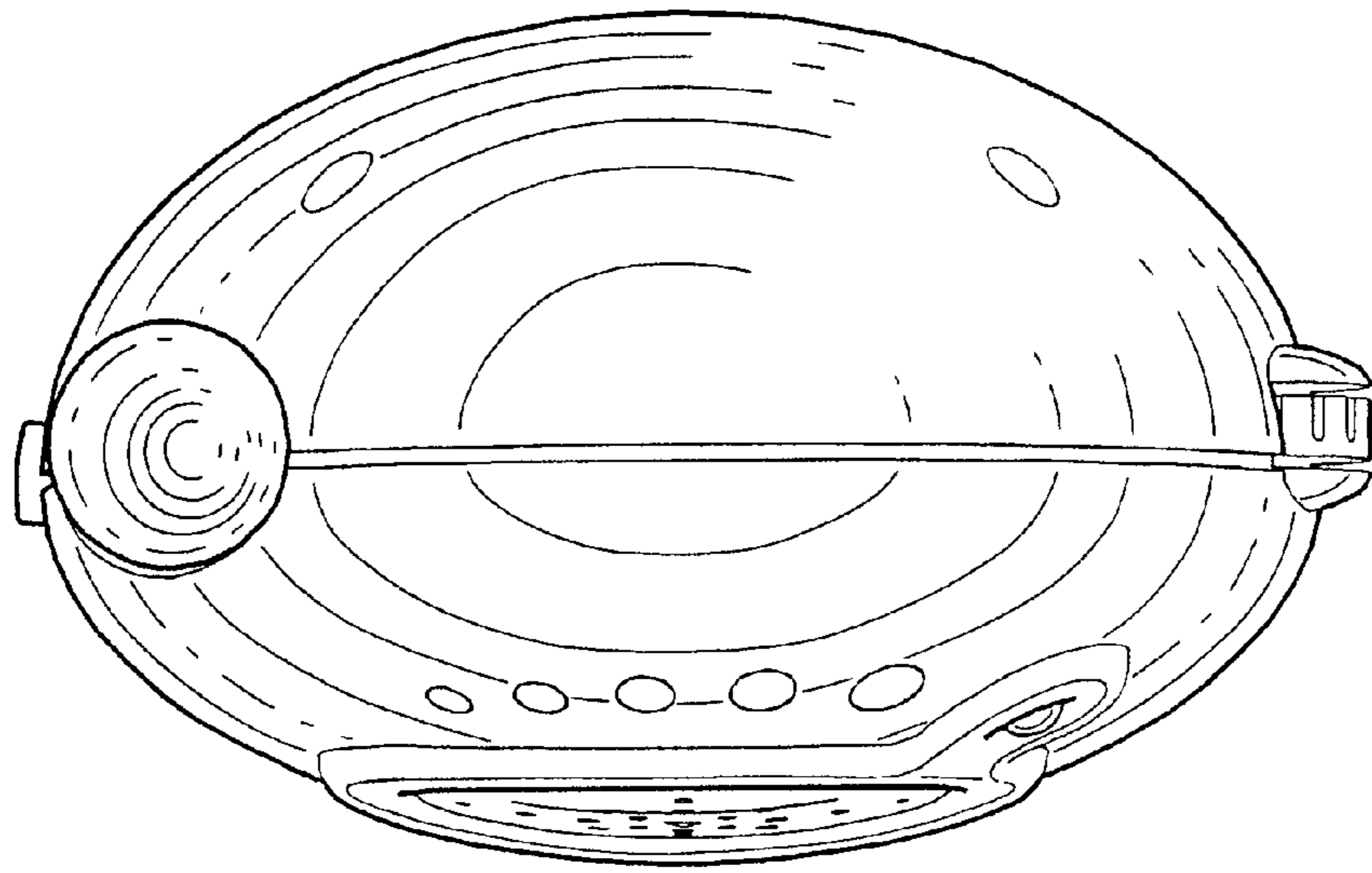


FIG. 6

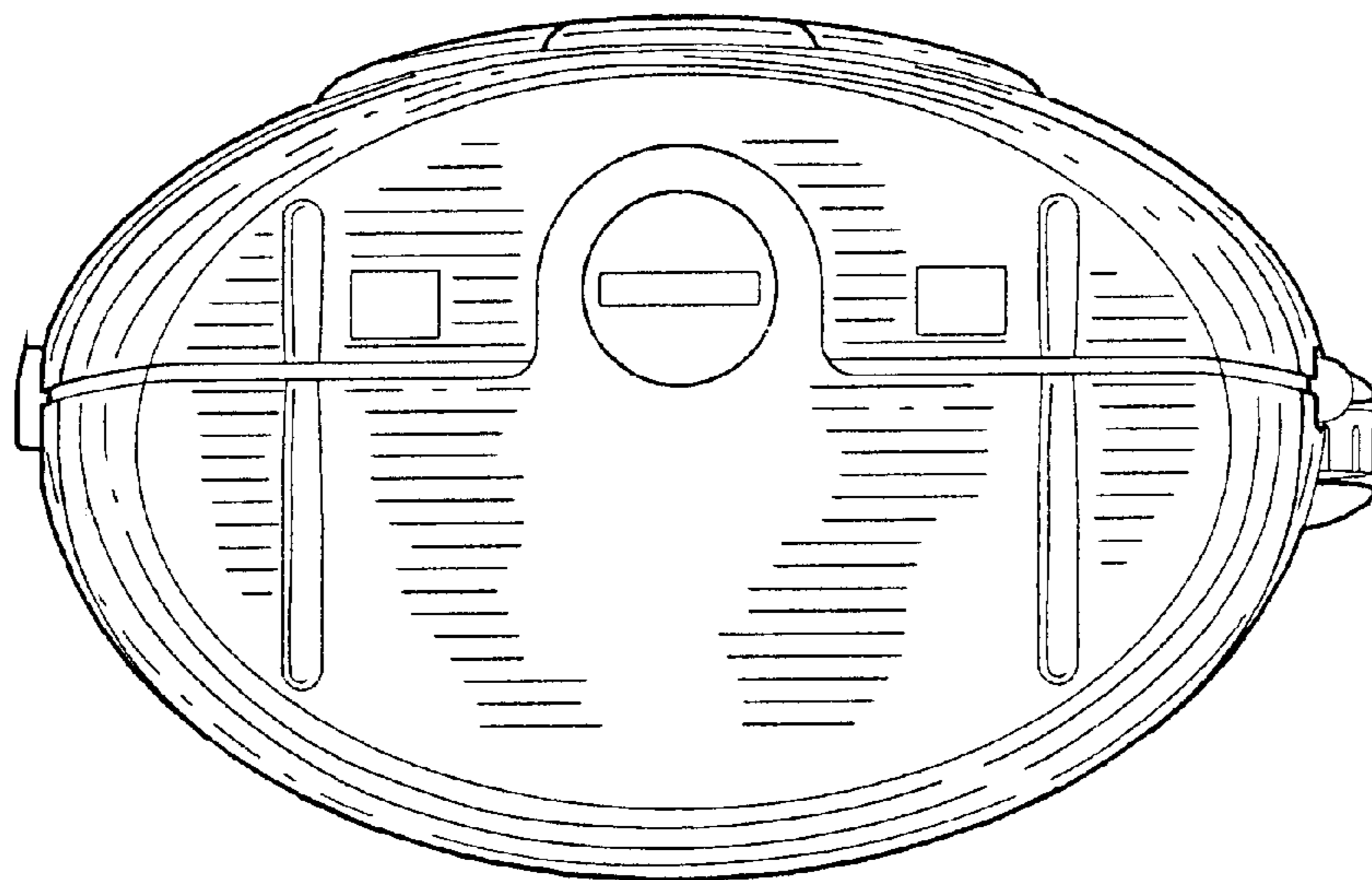


FIG. 7