



US00D480661S

(12) **United States Design Patent**
Kawawa et al.

(10) **Patent No.:** **US D480,661 S**

(45) **Date of Patent:** **** Oct. 14, 2003**

(54) **MOTOR SCOOTER**

D427,944 S * 7/2000 Sakuma et al. D12/110
D455,677 S * 4/2002 Kokubu et al. D12/110

(75) Inventors: **Satoshi Kawawa**, Wako (JP); **Eiji Toriyama**, Wako (JP); **Teofilo Plaza**, Rome (IT); **Lorenzo Palazzo**, Rome (IT)

* cited by examiner

(73) Assignee: **Honda Giken Kogyo Kabushiki Kaisha**, Tokyo (JP)

Primary Examiner—Alan P. Douglas
Assistant Examiner—Linda Brooks
(74) *Attorney, Agent, or Firm*—Birch, Stewart, Kolasch & Birch, LLP

(**) Term: **14 Years**

(57) **CLAIM**

(21) Appl. No.: **29/161,372**

The ornamental design for a motor scooter, as shown and described.

(22) Filed: **May 30, 2002**

DESCRIPTION

(30) **Foreign Application Priority Data**

Nov. 30, 2001 (JP) 2001-035324

FIG. 1 is a front right side perspective view of a motor scooter showing our new design;
FIG. 2 is a rear right side perspective view thereof;
FIG. 3 is a front elevational view thereof;
FIG. 4 is a rear elevational view thereof;
FIG. 5 is a top plan view thereof;
FIG. 6 is a left side elevational view thereof; and,
FIG. 7 is a right side elevational view thereof.

(51) **LOC (7) Cl.** **12-11**

(52) **U.S. Cl.** **D12/110**

(58) **Field of Search** D12/110; 180/219

(56) **References Cited**

U.S. PATENT DOCUMENTS

D399,174 S * 10/1998 Takeshita et al. D12/110

1 Claim, 4 Drawing Sheets





Fig. 1




Fig. 2

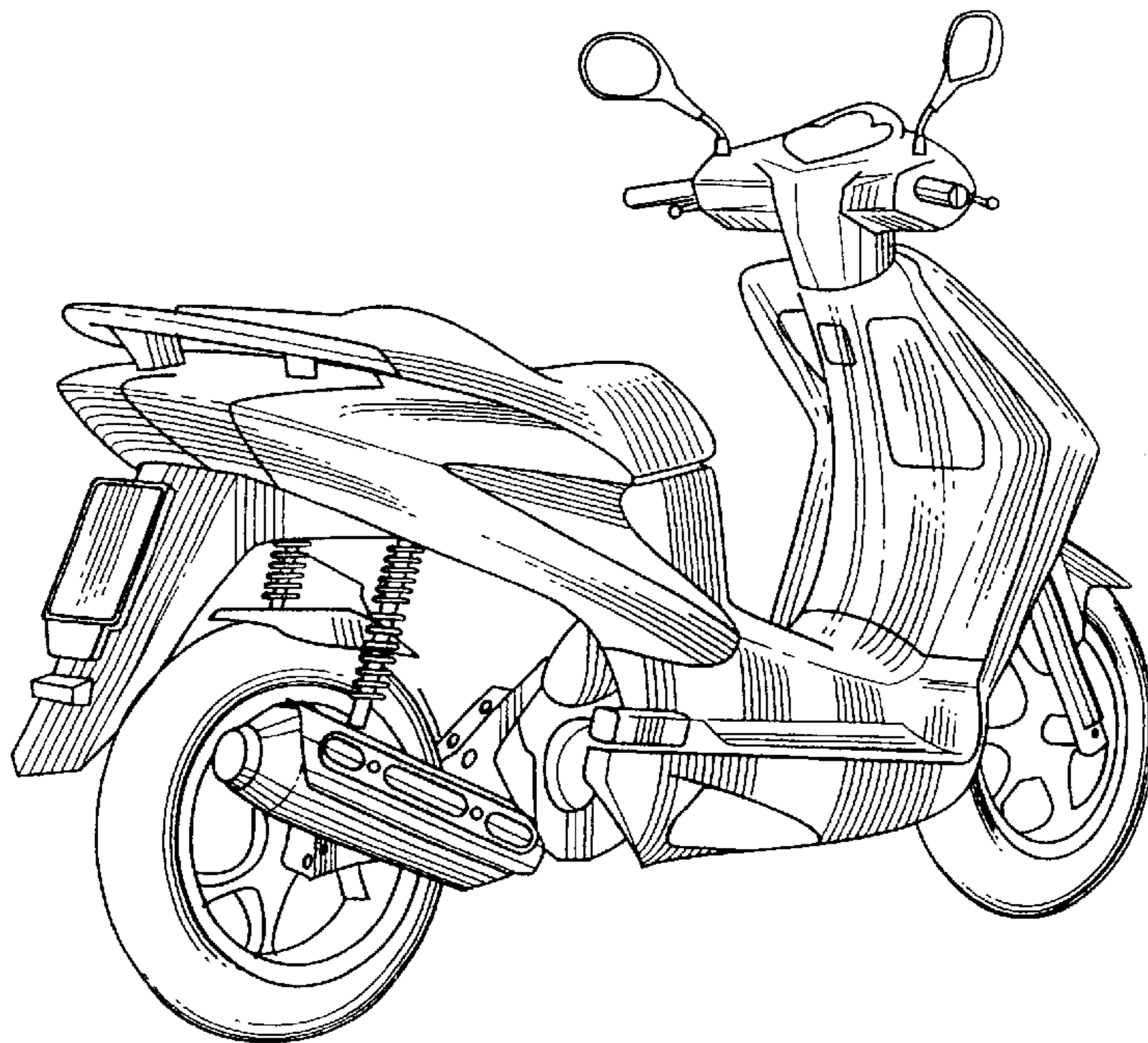


Fig. 3

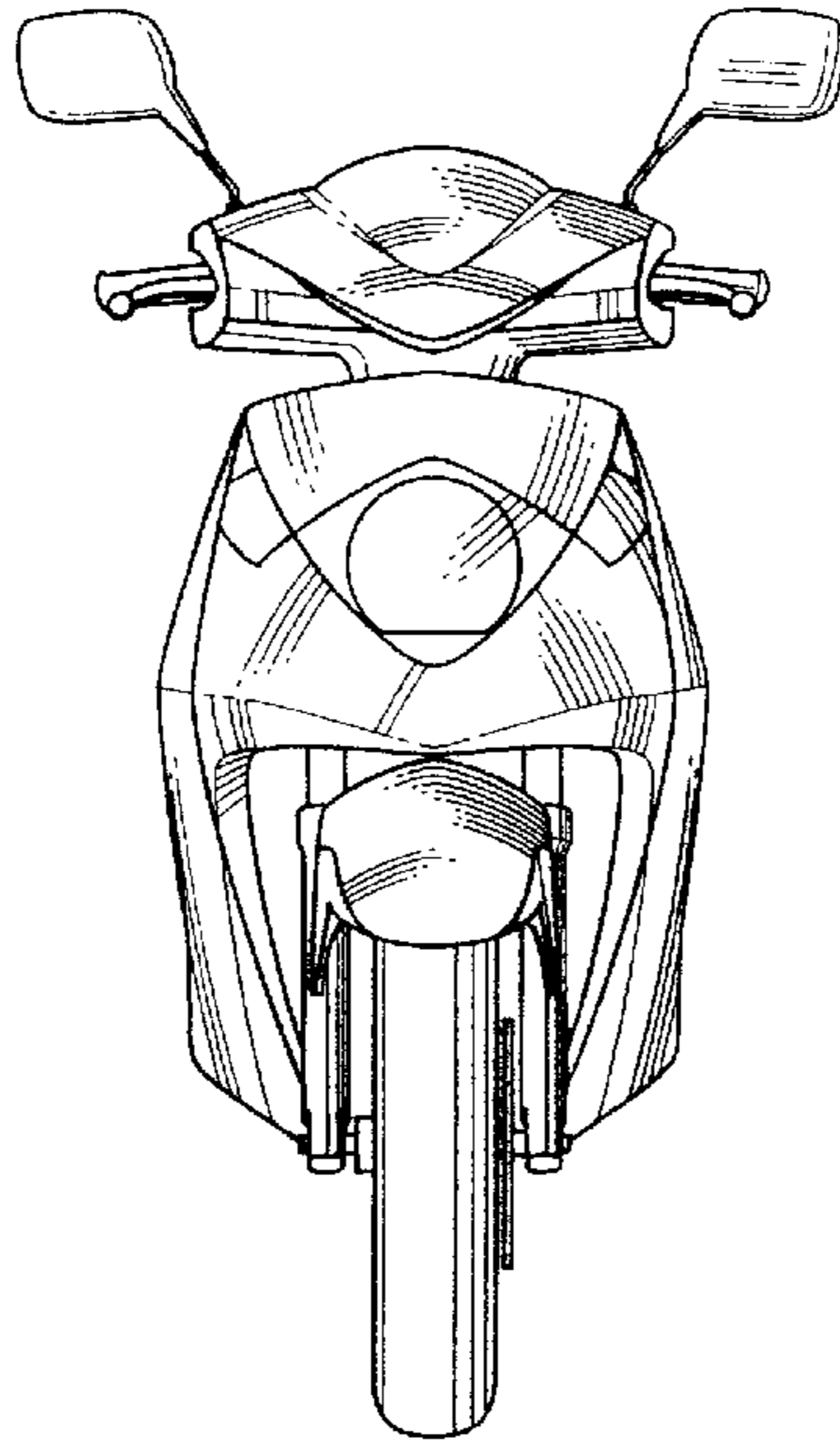


Fig. 4

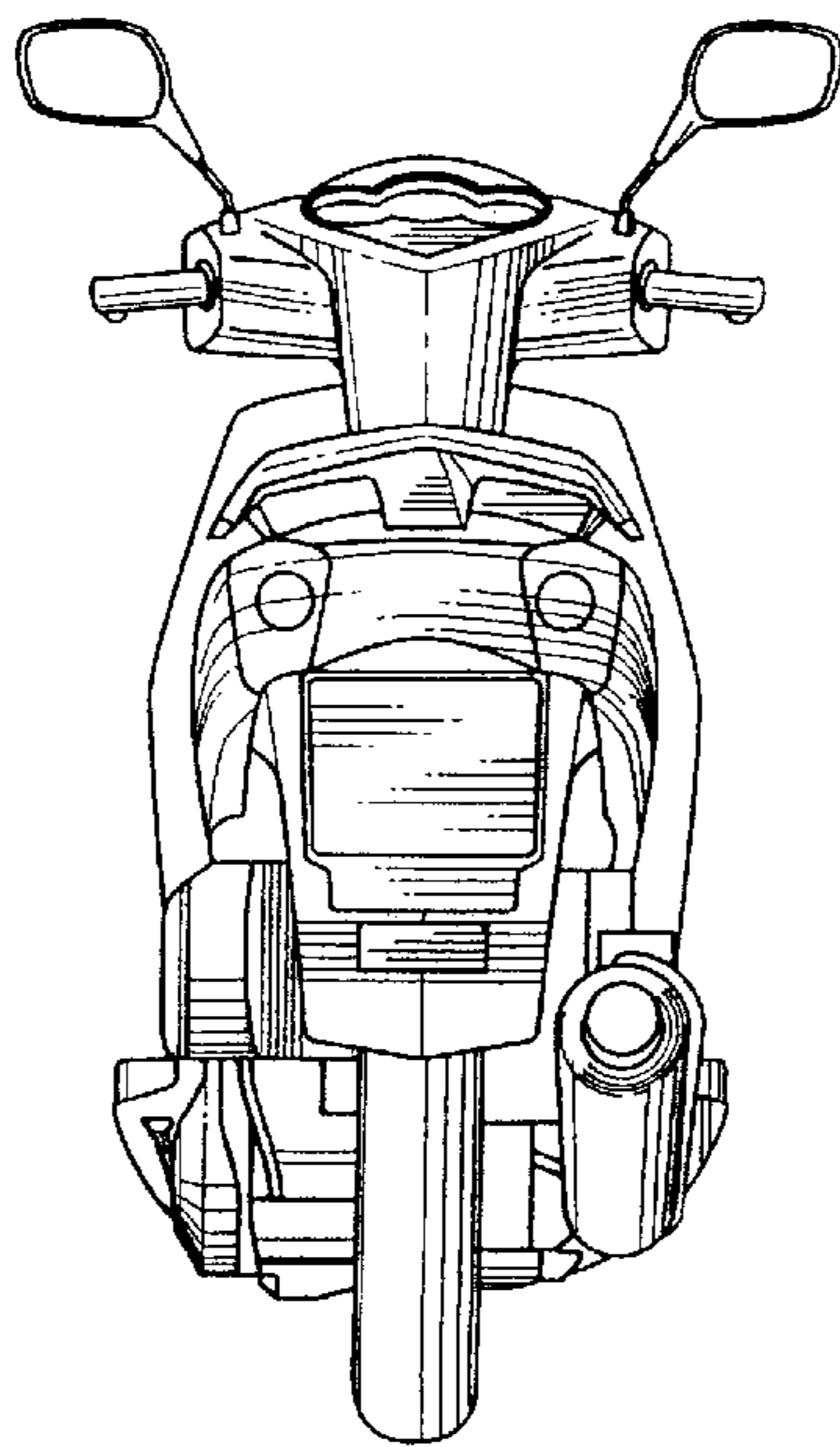


Fig. 5

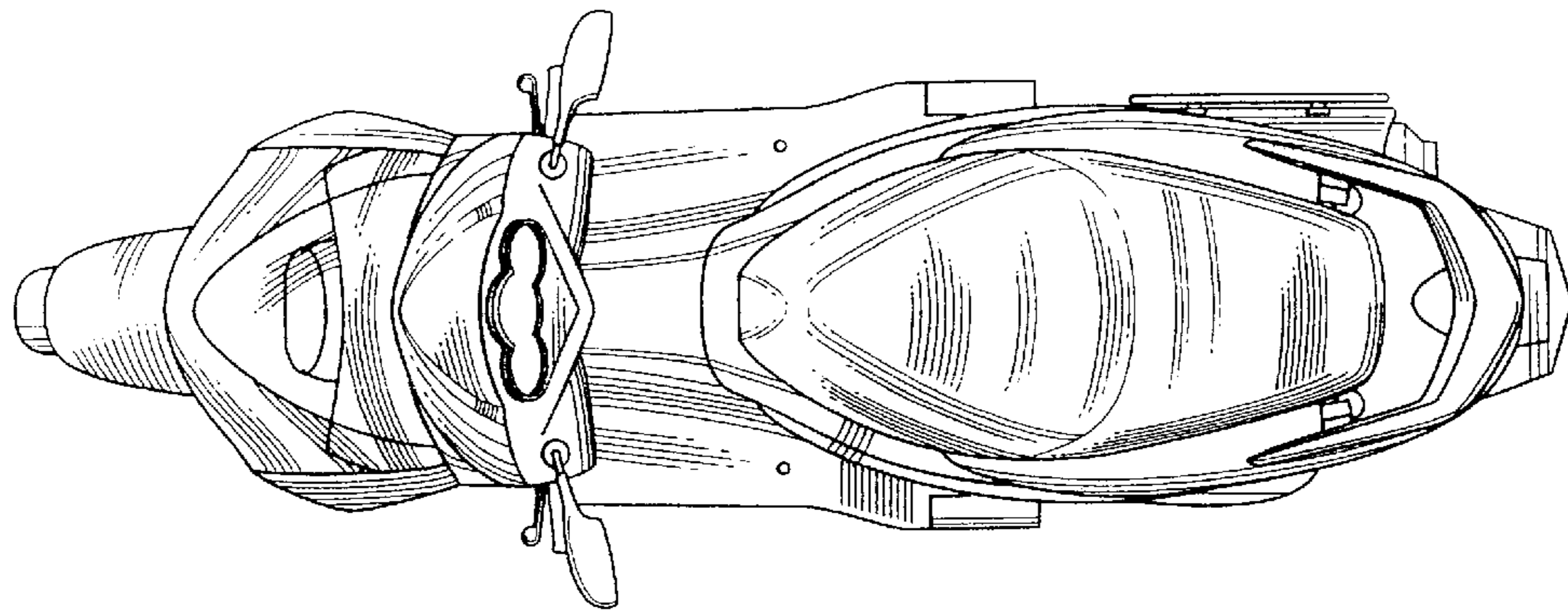


Fig. 6




Fig. 7

