



US00D480660S

(12) **United States Design Patent**
Faulkner

(10) **Patent No.:** **US D480,660 S**

(45) **Date of Patent:** **** Oct. 14, 2003**

(54) **POT COVER**

(75) **Inventor:** **Willard M. Faulkner**, Montgomery,
AL (US)

(73) **Assignee:** **The John Henry Company**, Lansing,
MI (US)

(**) **Term:** **14 Years**

(21) **Appl. No.:** **29/146,641**

(22) **Filed:** **Aug. 13, 2001**

(51) **LOC (7) Cl.** **11-02**

(52) **U.S. Cl.** **D11/164**

(58) **Field of Search** D11/148, 149,
D11/152, 153, 154, 155, 156; 47/65.5,
66.5, 67, 72; D7/540, 584, 586, 587; D9/346,
428-431; 206/423; 229/87.01, 108.1, 186,
189, 922, 930; 428/431

(56) **References Cited**

U.S. PATENT DOCUMENTS

231,086 A	*	8/1880	Pimpley	47/67
797,175 A		8/1905	Collenburg	
2,000,210 A		5/1935	Bayless	
2,185,510 A		1/1940	Lovejoy	
3,000,496 A		9/1961	Larson	
3,174,675 A		3/1965	Rosenburg, Jr.	
3,463,379 A		8/1969	Dlugopolski	
3,525,466 A		8/1970	Robinson	
3,661,319 A		5/1972	Koehler	
3,977,594 A		8/1976	Swan	
4,179,060 A		12/1979	Meyers	
4,227,640 A		10/1980	Roccaforte	
4,264,031 A		4/1981	Goebel	
4,418,862 A		12/1983	Vesborg	

4,903,431 A		2/1990	Stoll	
5,070,645 A		12/1991	Vaughn	
5,137,207 A		8/1992	McAdam	
D360,382 S	*	7/1995	Weder et al.	D11/143
D361,295 S		8/1995	Weder et al.	
D361,297 S	*	8/1995	Weder et al.	D11/143
D364,119 S		11/1995	Weder et al.	
D398,261 S	*	9/1998	Weder et al.	D11/164
D403,269 S		12/1998	Weder et al.	
D403,270 S	*	12/1998	Weder et al.	D11/164
D404,685 S	*	1/1999	Weder et al.	D11/164
5,887,781 A		3/1999	Marx et al.	
D419,914 S		2/2000	Weder et al.	
6,023,885 A		2/2000	Weder	

* cited by examiner

Primary Examiner—Doris V. Coles

Assistant Examiner—Mimosa De

(74) *Attorney, Agent, or Firm*—Price, Heneveld, Cooper,
DeWitt & Litton

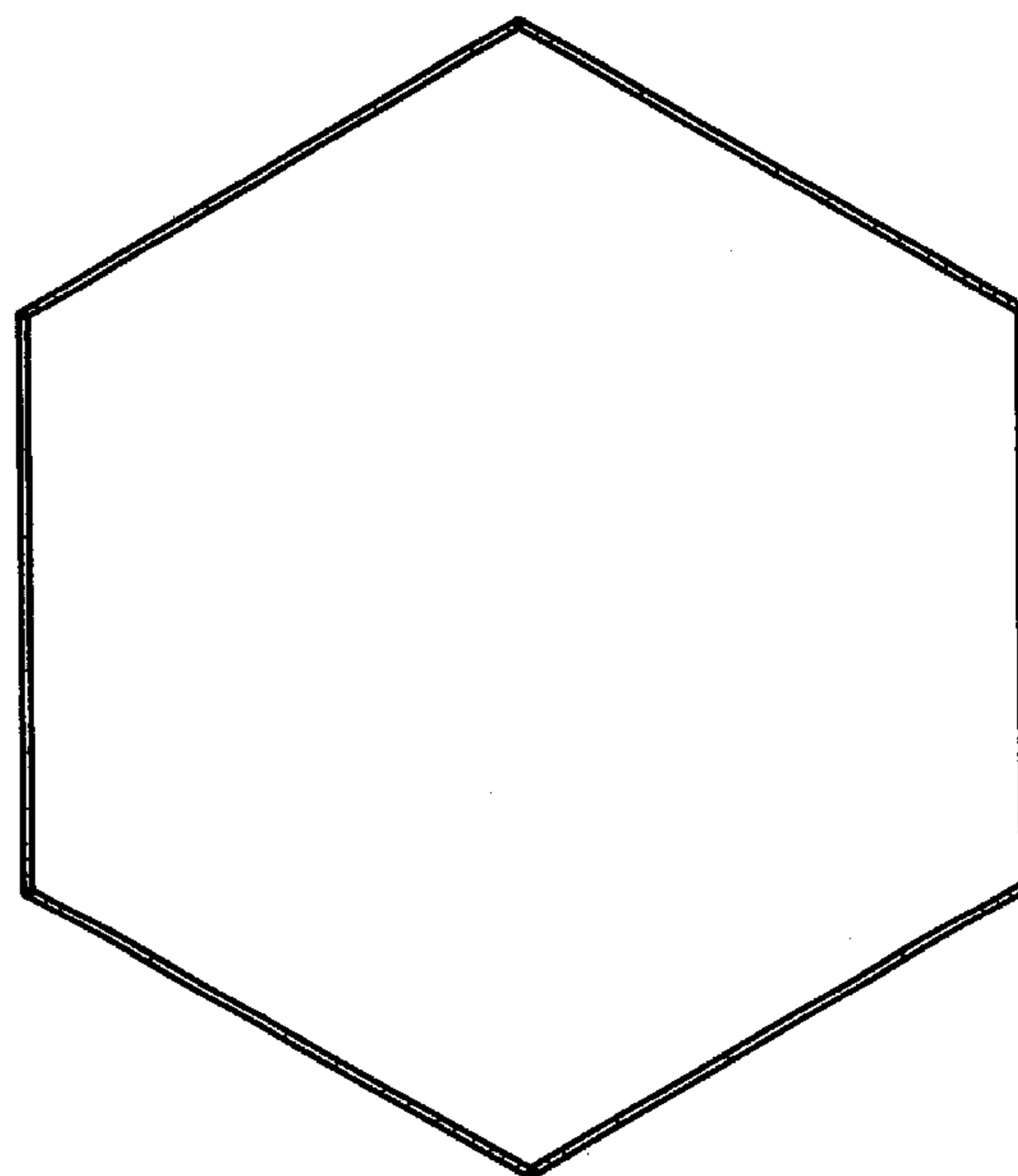
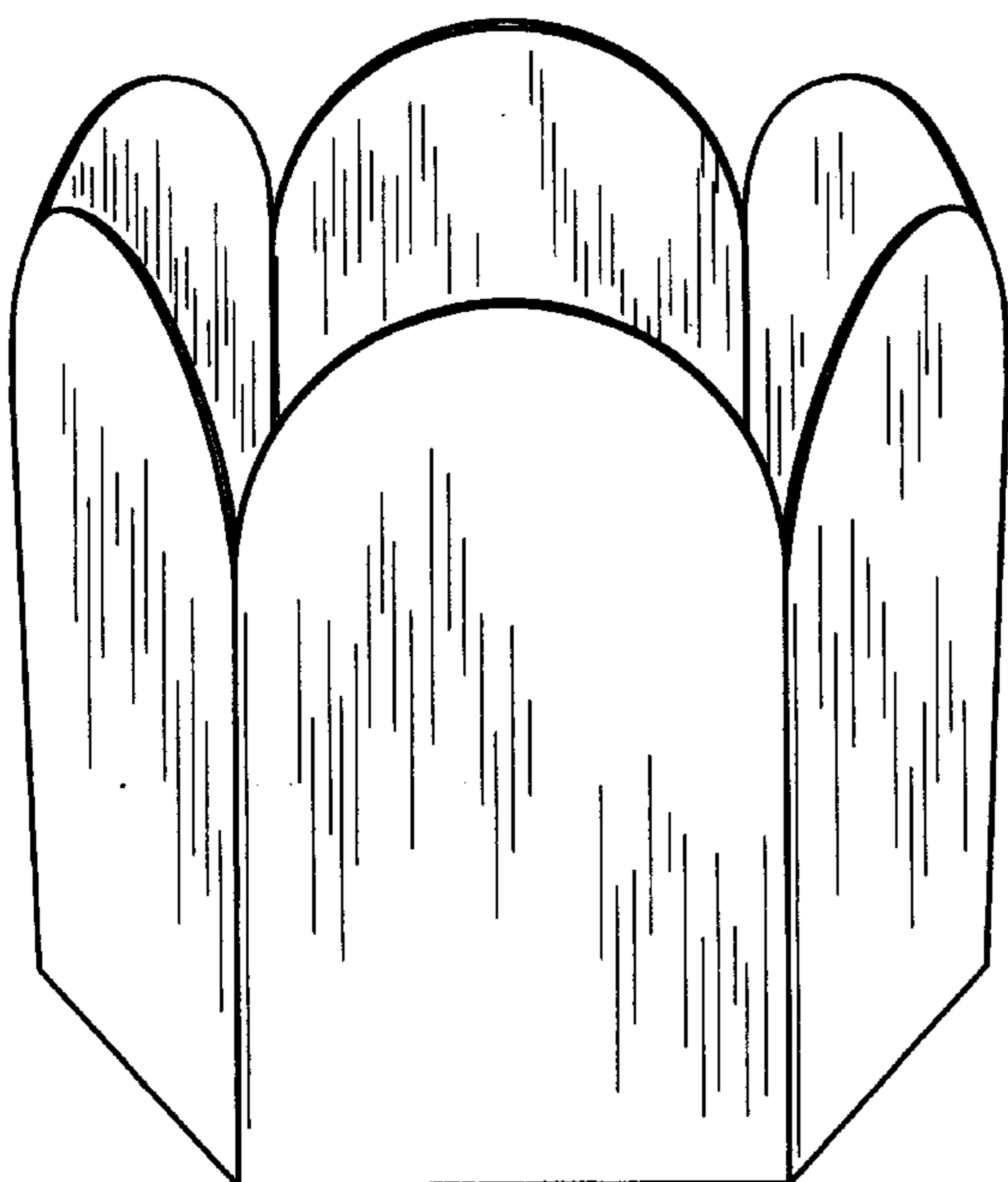
(57) **CLAIM**

The ornamental design for a pot cover, as shown and described.

DESCRIPTION

FIG. 1 is a perspective view of the pot cover design according to the present invention;
FIG. 2 is a front elevational view of the pot cover shown in FIG. 1;
FIG. 3 is a right-side elevational view of the pot cover shown in FIGS. 1 and 2, with the left-side elevational view being identical;
FIG. 4 is a top plan view of the pot cover; and,
FIG. 5 is a bottom plan view of the pot cover.

1 Claim, 2 Drawing Sheets



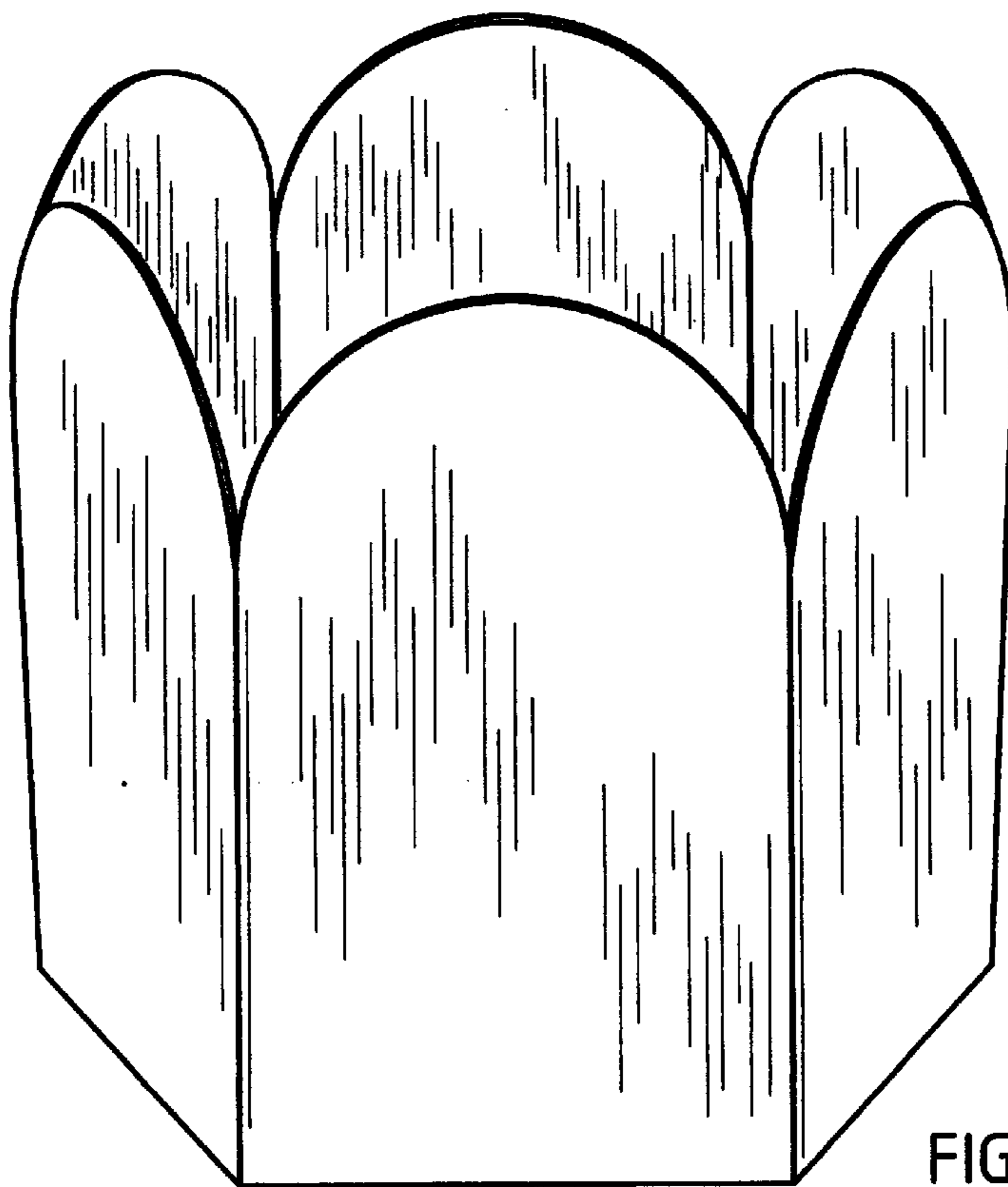


FIG. 1

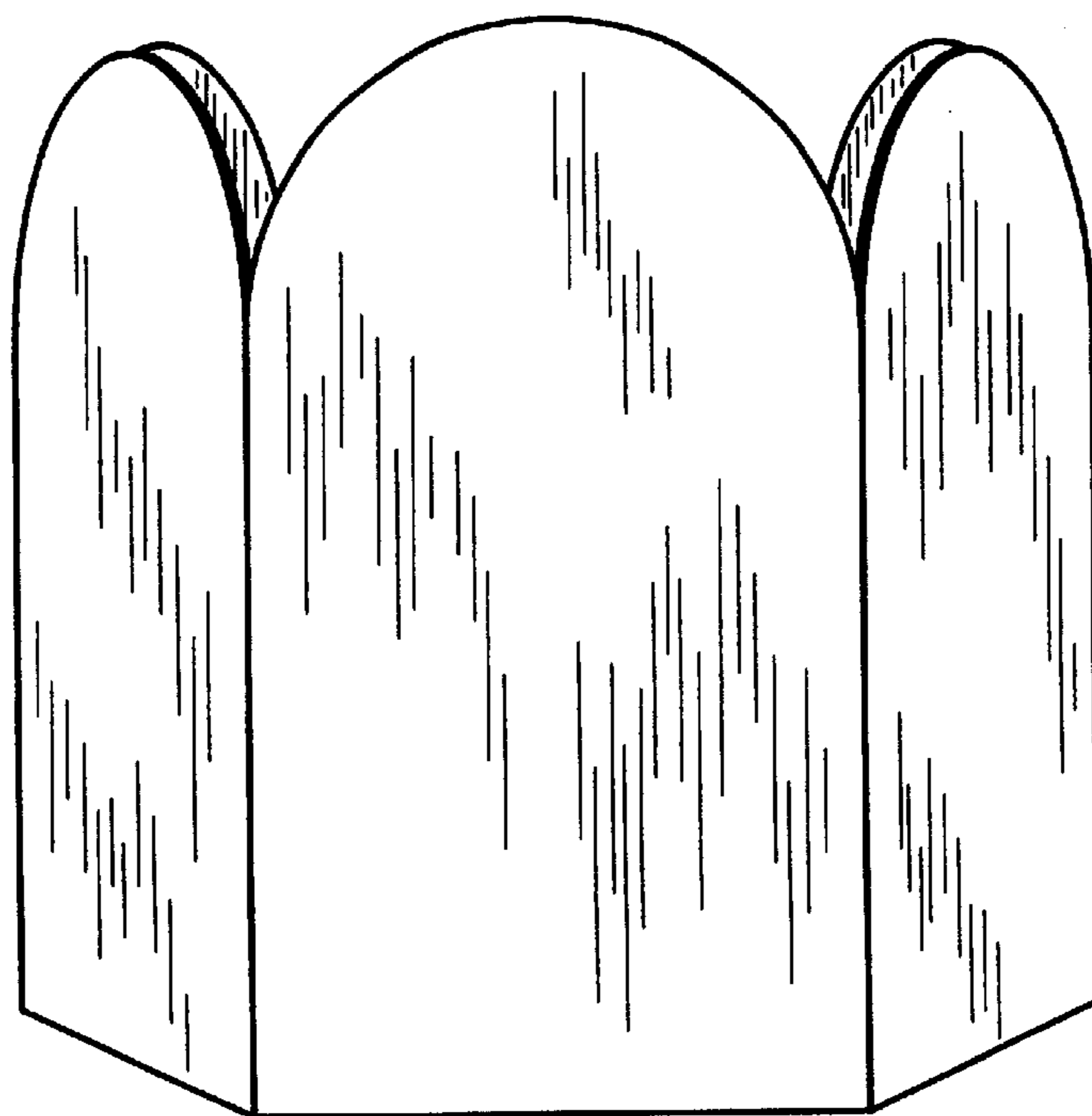


FIG. 2

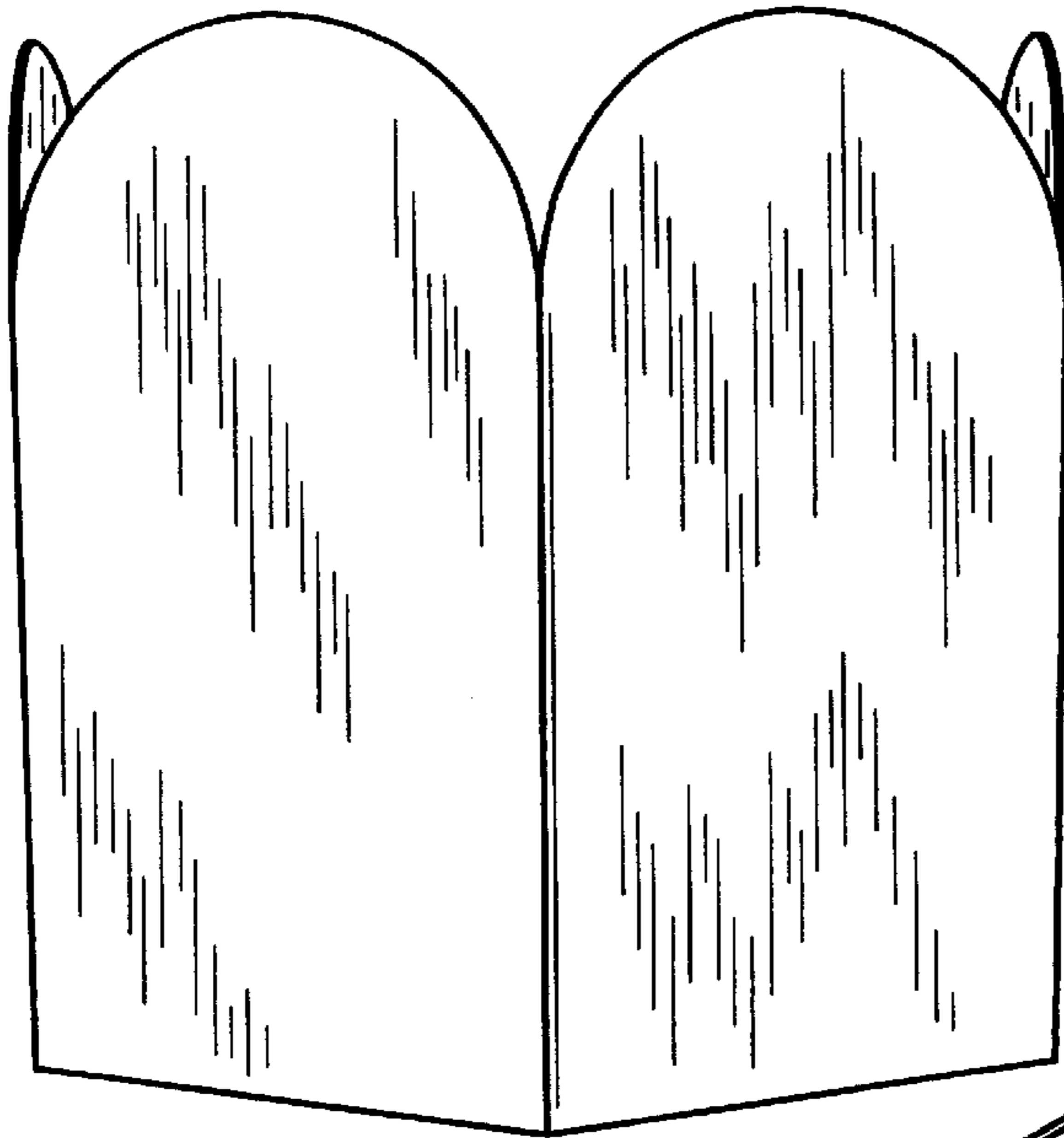


FIG. 3

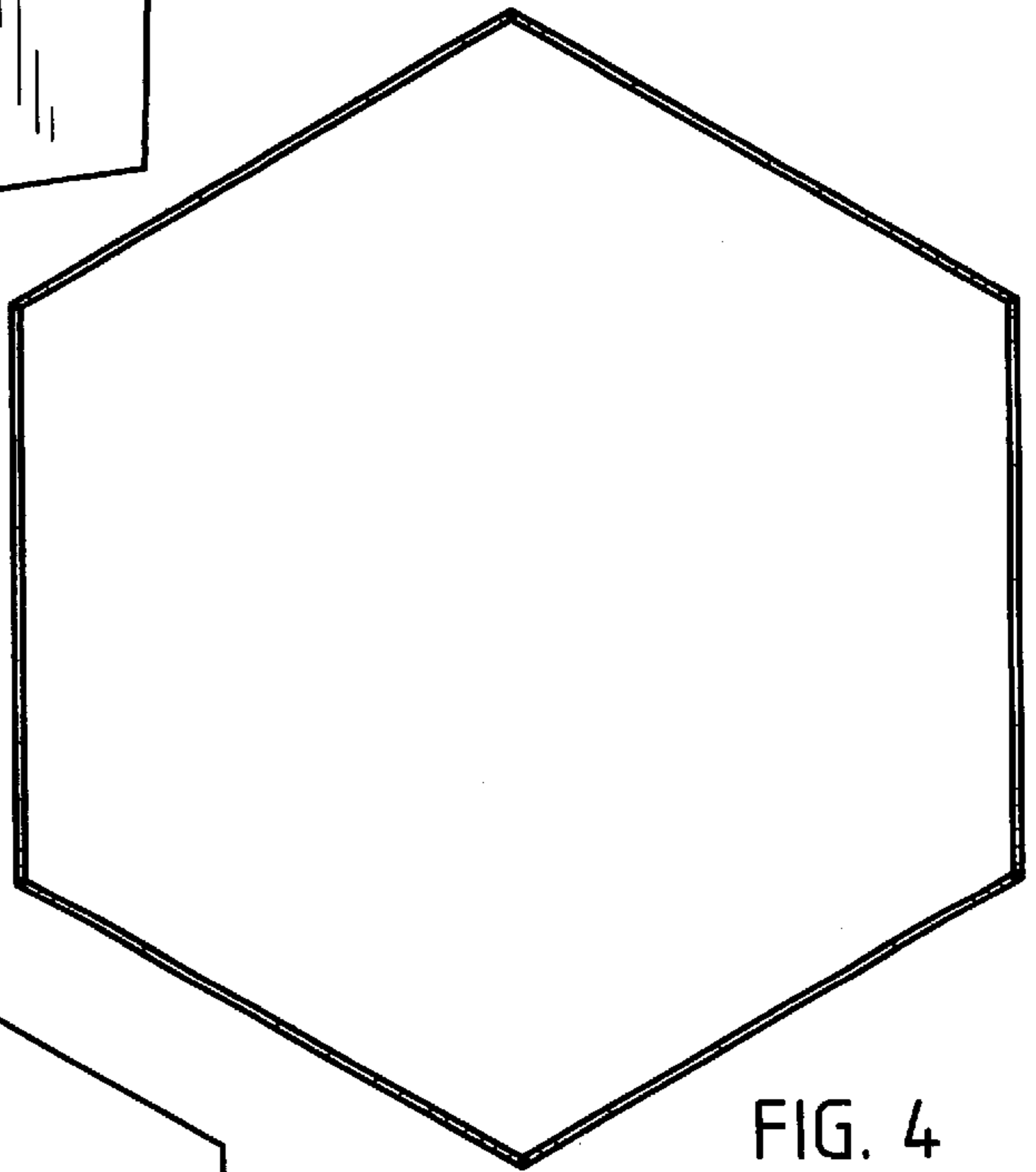


FIG. 4

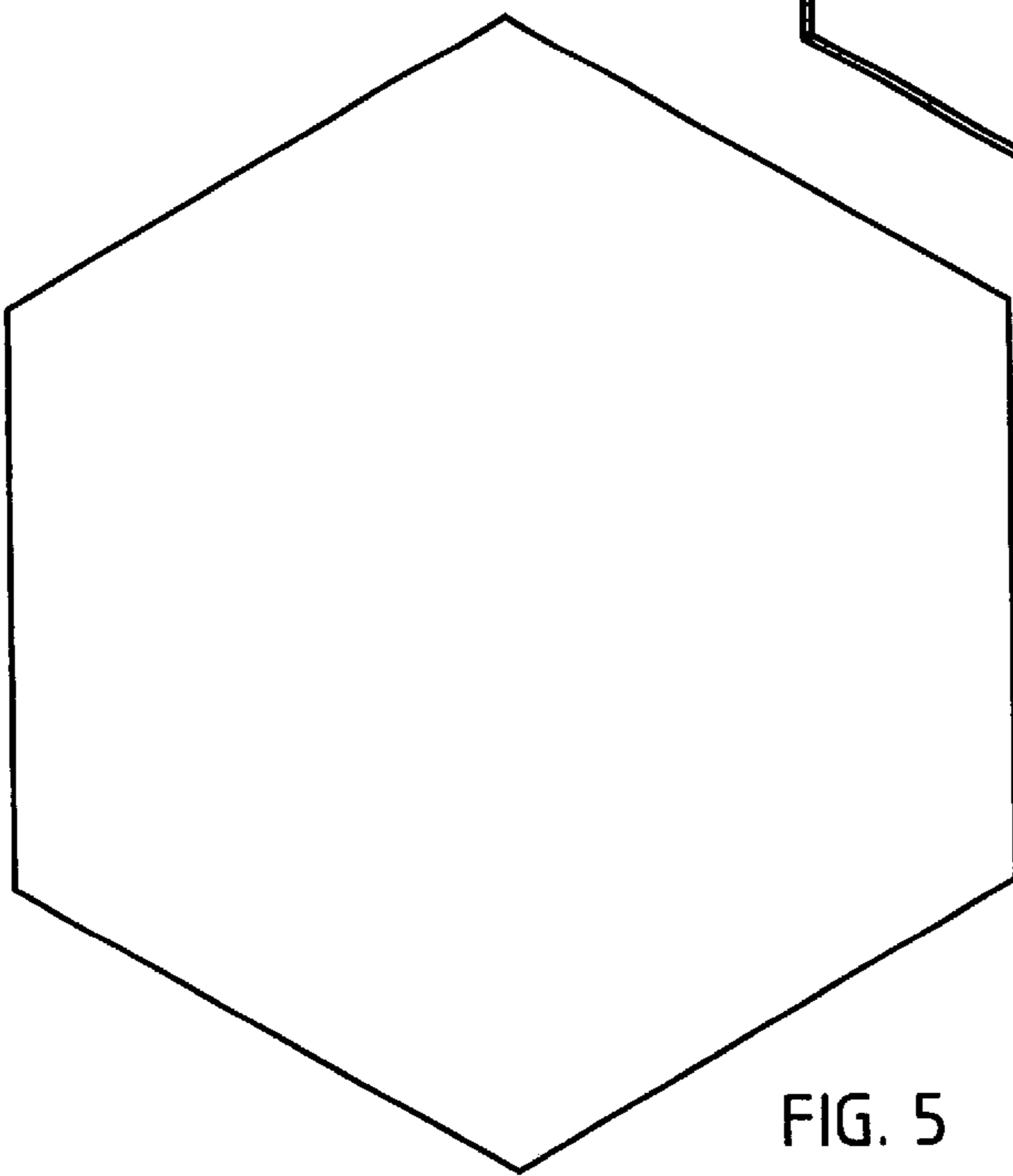


FIG. 5