



US00D480656S

(12) **United States Design Patent**  
**Peled**

(10) **Patent No.:** **US D480,656 S**

(45) **Date of Patent:** **\*\* Oct. 14, 2003**

(54) **WINDING AND ADJUSTMENT WATCH'S CROWN**

(76) Inventor: **Shraga Peled**, 52 Bezalel St., Noam Bldg, 6<sup>th</sup> Floor, Room 612, Ramat Gan (IL)

(\*\*) Term: **14 Years**

(21) Appl. No.: **29/156,969**

(22) Filed: **Mar. 11, 2002**

(30) **Foreign Application Priority Data**

Oct. 18, 2001 (IL) ..... 35733

(51) **LOC (7) Cl.** ..... **10-02**

(52) **U.S. Cl.** ..... **D10/131**

(58) **Field of Search** ..... D10/128, 131;  
368/306, 308, 319

(56) **References Cited**

**U.S. PATENT DOCUMENTS**

- D25,696 S \* 6/1896 Richardson ..... D10/131
- D156,061 S \* 11/1949 Waldman ..... D10/131
- D357,873 S \* 5/1995 Silberstein ..... D10/31

**OTHER PUBLICATIONS**

Timepieces—Jun./1989—p. 267—crowns at top-right.\*  
Swiss Watch & Jewlery Journal—Feb./2000—p. 64—watch crown at top-left.\*

\* cited by examiner

*Primary Examiner*—Nelson C. Holtje  
(74) *Attorney, Agent, or Firm*—Martin Fleit; Paul D. Bianco; Fleit Kain Gibbons Gutman & Bongini P.L.

(57) **CLAIM**

The ornamental design for a winding and adjustment watch's crown, as shown and described.

**DESCRIPTION**

FIG. 1 is a front perspective view of the winding and adjustment watch's crown showing its new design;

FIG. 2 is an end view of the winding and adjustment watch's crown shown in FIG. 1;

FIG. 3 is a side view of the winding and adjustment watch's crown shown in FIG. 1;

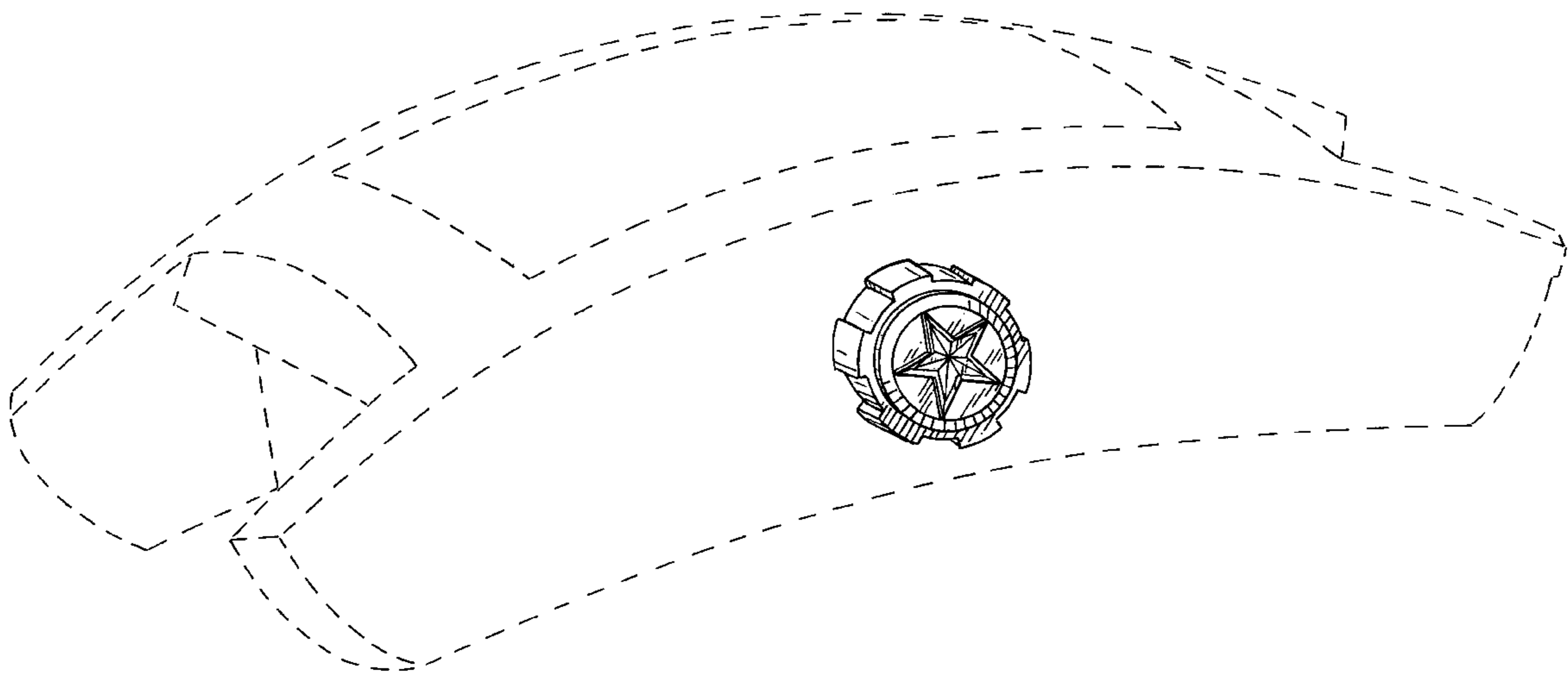
FIG. 4 is an enlarged side view of the winding and adjustment watch's crown shown in FIG. 1;

FIG. 5 is an end view of another embodiment of the winding and adjustment watch's crown shown in FIG. 1; and,

FIG. 6 is top view of the embodiment of the winding and adjustment watch's crown shown in FIG. 5.

Broken line illustration of environmental structure in the drawing is not part of the design sought to be patented.

**1 Claim, 5 Drawing Sheets**



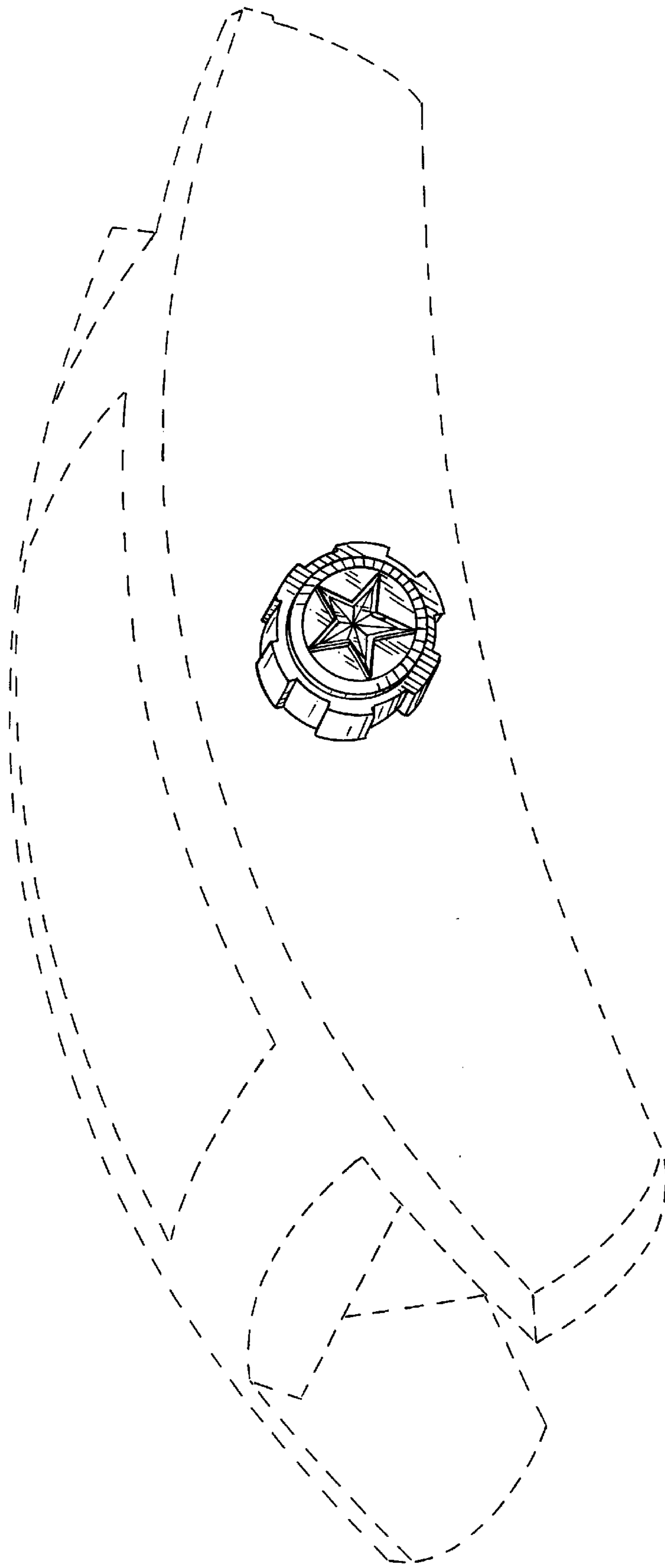


FIG. 1

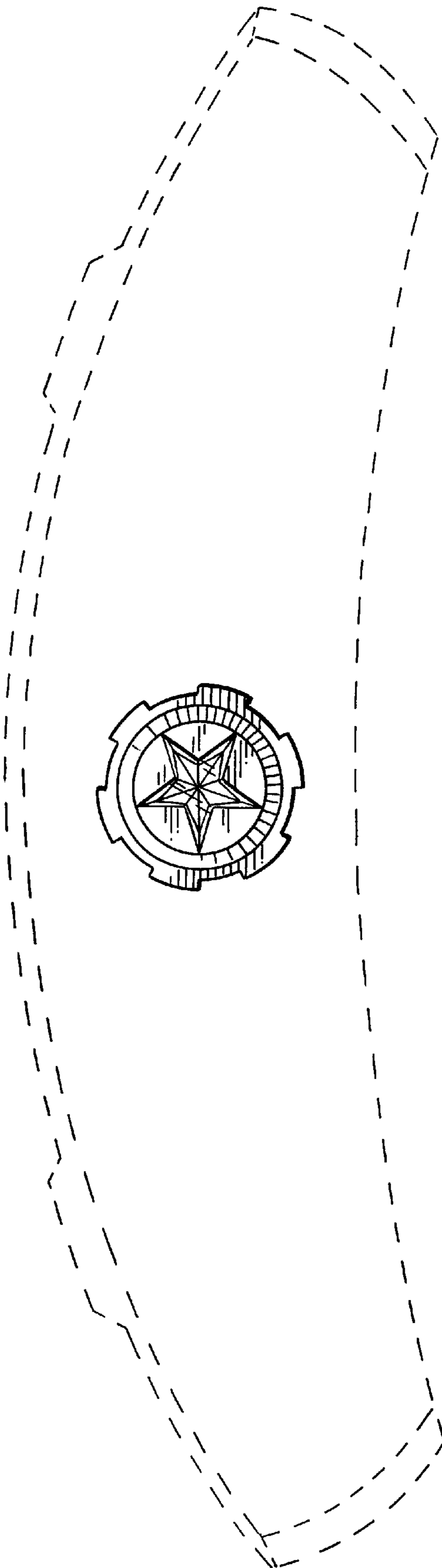


FIG. 2




FIG. 3

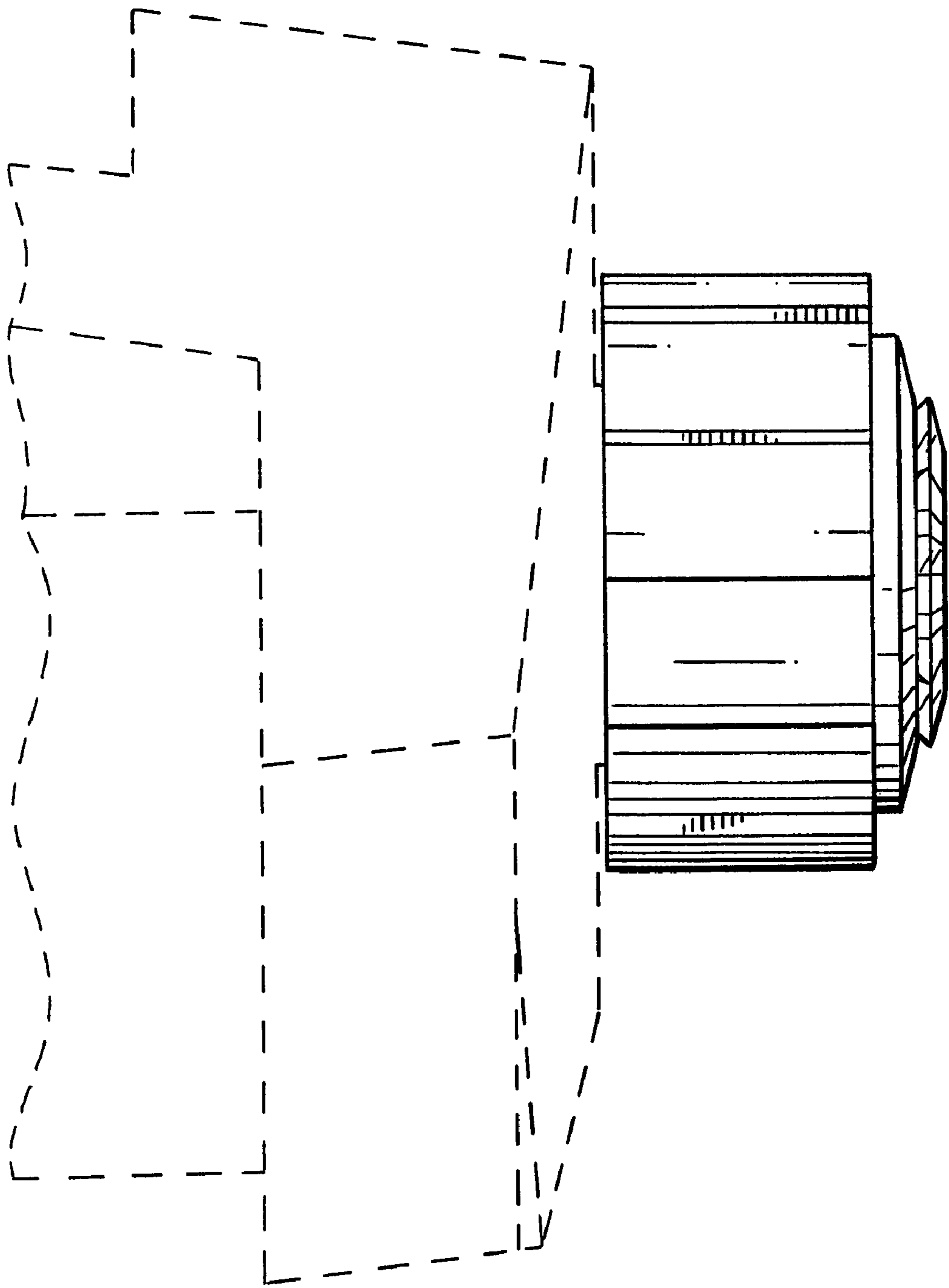


FIG. 4

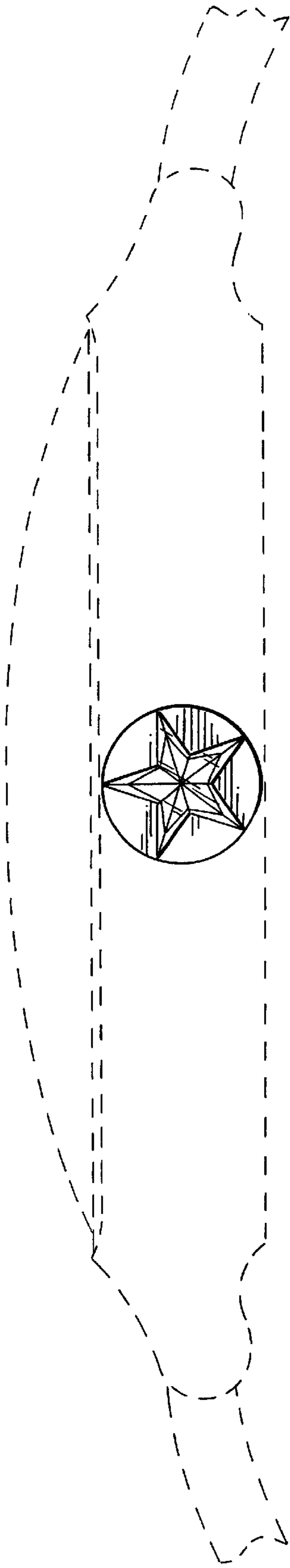


FIG. 5

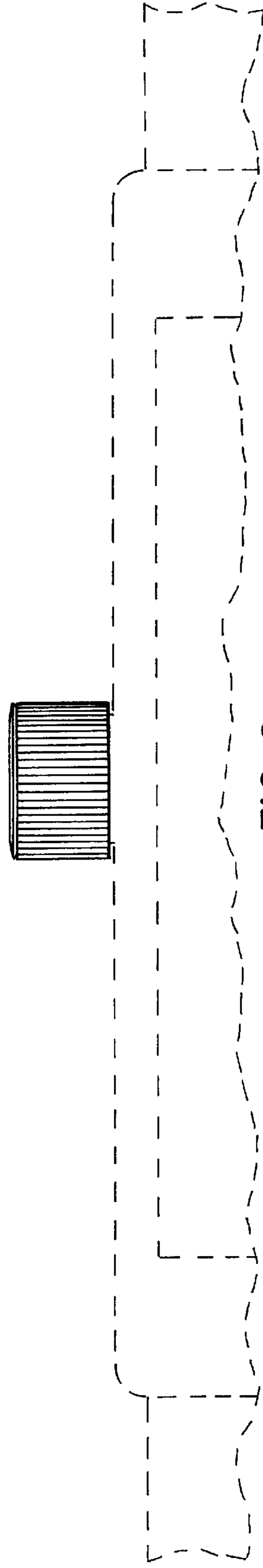


FIG. 6