



US00D480648S

(12) **United States Design Patent**
Hawkes

(10) **Patent No.:** **US D480,648 S**

(45) **Date of Patent:** **** Oct. 14, 2003**

(54) **CONTAINER**

(76) Inventor: **Jonathan Giles Cameron Hawkes**, 1 Church Street Pewsey, Wiltshire (GB), SN9 5DL

(**) Term: **14 Years**

(21) Appl. No.: **29/158,519**

(22) Filed: **Apr. 3, 2002**

(30) **Foreign Application Priority Data**

Oct. 24, 2001 (GB) 2105788

(51) **LOC (7) Cl.** **09-01**

(52) **U.S. Cl.** **D9/519; D9/552; D9/565**

(58) **Field of Search** D21/707-708, D21/712-714, 709, 780, 478, 479, 406, 407; D9/516, 519, 551-552, 549, 558, 565, 574, 307; 215/382-384, 398, 396, 400; D19/84; D28/4, 8, 76, 82, 91

(56) **References Cited**

U.S. PATENT DOCUMENTS

- 1,150,761 A * 8/1915 Hartman D21/546 X
- D112,545 S * 12/1938 Younghusband D9/504
- 3,679,212 A * 7/1972 Smith 273/144 B
- D226,335 S * 2/1973 Levy et al. D19/77
- D256,332 S * 8/1980 Messina D9/545
- D269,629 S * 7/1983 Wiggs et al. D21/478
- D280,294 S * 8/1985 Resnick D9/315
- 4,991,838 A * 2/1991 Groves 473/451
- D326,411 S * 5/1992 Wefler D9/552
- D341,869 S * 11/1993 Louez D21/713
- D354,441 S * 1/1995 Fontanella D9/504
- D424,256 S * 5/2000 Lindgren D30/160
- D432,604 S * 10/2000 Scheiner D21/714

- D435,613 S * 12/2000 Quitter D21/714
- D443,006 S * 5/2001 Nagase D21/713
- D459,545 S * 6/2002 Choe et al. D28/20

* cited by examiner

Primary Examiner—Ted Shooman

Assistant Examiner—Carol Rademaker

(74) *Attorney, Agent, or Firm*—Skinner and Associates


(57) **CLAIM**

The ornamental design for a container, as shown and described.

DESCRIPTION

FIG. 1 is a perspective view of the container from above; FIG. 2 is a view of the container from beneath; FIG. 3 is a front view of the container, taken in the direction of arrow A as shown in FIG. 1; FIG. 4 is a right side view of the container; FIG. 5 is a rear view of the container; FIG. 6 is a left side view of the container; FIG. 7 is a side view of the container with one component thereof rotated relative to the other component thereof through approximately 90°; FIG. 8 is a side view of the container with one component thereof rotated relative to the other component thereof through approximately 180°; FIG. 9 is a side view of the container with one component thereof rotated relative to the other component thereof through approximately 270°; and, FIG. 10 is a side view of the container with one component thereof rotated relative to the other component thereof through approximately 360°. The black and stippled surfaces on the container represent a contrast in color with no specific color, being claimed.

1 Claim, 1 Drawing Sheet






FIG 1




FIG 2




FIG 3




FIG 4




FIG 5




FIG 6

