



US00D480646S

(12) **United States Design Patent**
Borchard et al.

(10) **Patent No.:** **US D480,646 S**

(45) **Date of Patent:** **** Oct. 14, 2003**

(54) **INFLATABLE PACKING MATERIAL**

(75) Inventors: **Philipp Borchard**, San Francisco, CA
(US); **Phillippe M. Jacques**, Davis, CA
(US)

(73) Assignee: **Free-Flow Packaging International, Inc.**, Redwood City, CA (US)

(**) Term: **14 Years**

(21) Appl. No.: **29/167,668**

(22) Filed: **Sep. 17, 2002**
(Under 37 CFR 1.47)

(51) **LOC (7) Cl.** **09-07**

(52) **U.S. Cl.** **D9/456**

(58) **Field of Search** D9/456; 428/166,
428/178; 229/87.02; 206/522

(56) **References Cited**

U.S. PATENT DOCUMENTS

3,294,387 A	12/1966	Chavannes	
3,389,534 A	6/1968	Pendleton	
D220,314 S	* 3/1971	Dunton, Jr. D9/456
3,575,757 A	4/1971	Smith	
D226,759 S	* 4/1973	Boyd D9/456
3,817,803 A	6/1974	Horsky	
3,868,285 A	2/1975	Troy	
3,938,298 A	2/1976	Luhman et al.	
4,017,351 A	4/1977	Larson et al.	
4,096,306 A	6/1978	Larson	
4,169,002 A	9/1979	Larson	
4,278,250 A	7/1981	Baynes et al.	
4,551,379 A	11/1985	Kerr	
4,793,123 A	12/1988	Pharo	
4,874,093 A	10/1989	Pharo	
5,216,868 A	6/1993	Cooper et al.	
5,340,632 A	8/1994	Chappuis	

5,445,274 A	*	8/1995	Pharo	206/522
5,581,983 A		12/1996	Murakami		
5,824,392 A		10/1998	Gotoh et al.		
5,873,215 A		2/1999	Aquarius et al.		
5,901,393 A		5/1999	Pepe et al.		
5,937,614 A		8/1999	Watkins et al.		
RE36,501 E		1/2000	Hoover et al.		
6,015,047 A		1/2000	Greenland		
6,209,286 B1		4/2001	Perkins et al.		
6,410,119 B1		6/2002	De Luca et al.		
6,423,166 B1		7/2002	Simhaee		
6,565,946 B2	*	5/2003	Perkins et al.	428/166

* cited by examiner

Primary Examiner—Louis S. Zarfes

Assistant Examiner—Gregory Andoll

(74) *Attorney, Agent, or Firm*—Edward S. Wright


(57) **CLAIM**

The ornamental design for an inflatable packing material, as shown and described.

DESCRIPTION

FIG. 1 is an isometric view of one embodiment of an inflatable packing material showing my new design;
 FIG. 2 is a top plan view thereof, the bottom being a mirror image of the top;
 FIG. 3 is an isometric view of the second embodiment showing the inflatable packing material in an inflated condition and with a seal line;
 FIG. 4 is a top plan view thereof, the bottom being a mirror image of the top;
 FIG. 5 is a front elevational view thereof, the rear being a mirror image of the front; and,
 FIG. 6 is a right side elevational view thereof, the left side being a mirror image of the right side.
 The broken lines in the Figures represent score lines.

1 Claim, 4 Drawing Sheets



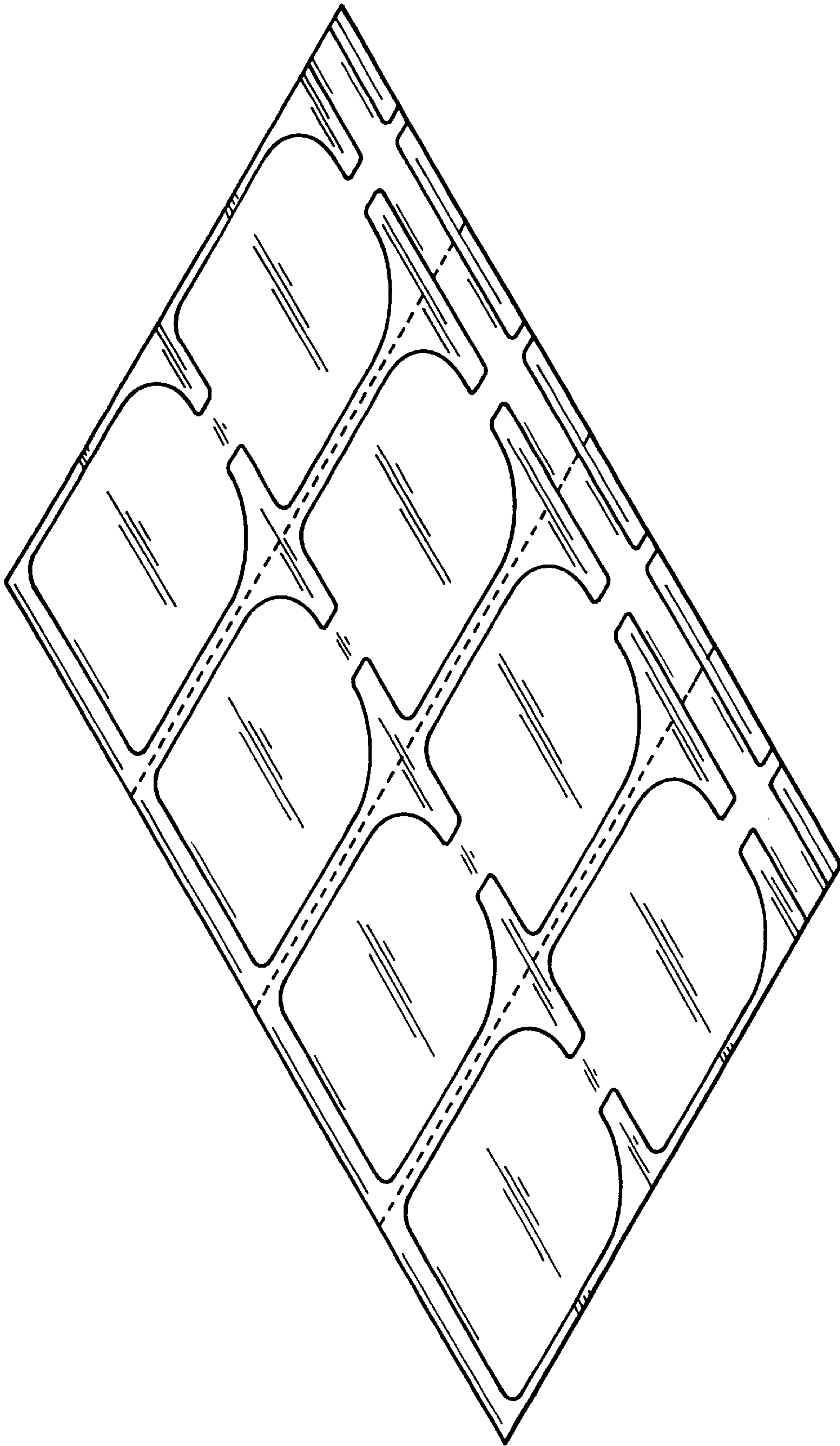
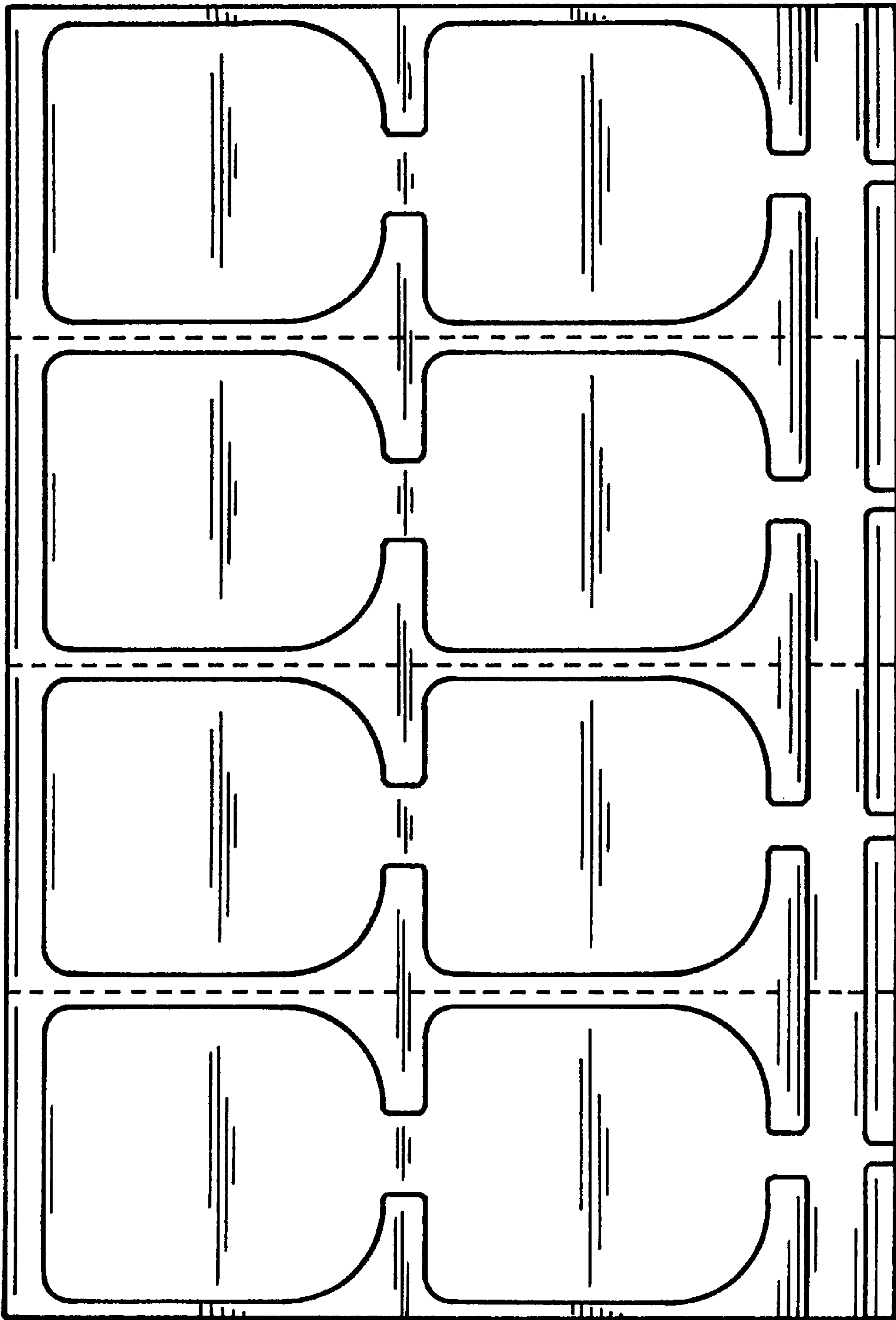


FIG-1



FIG_2

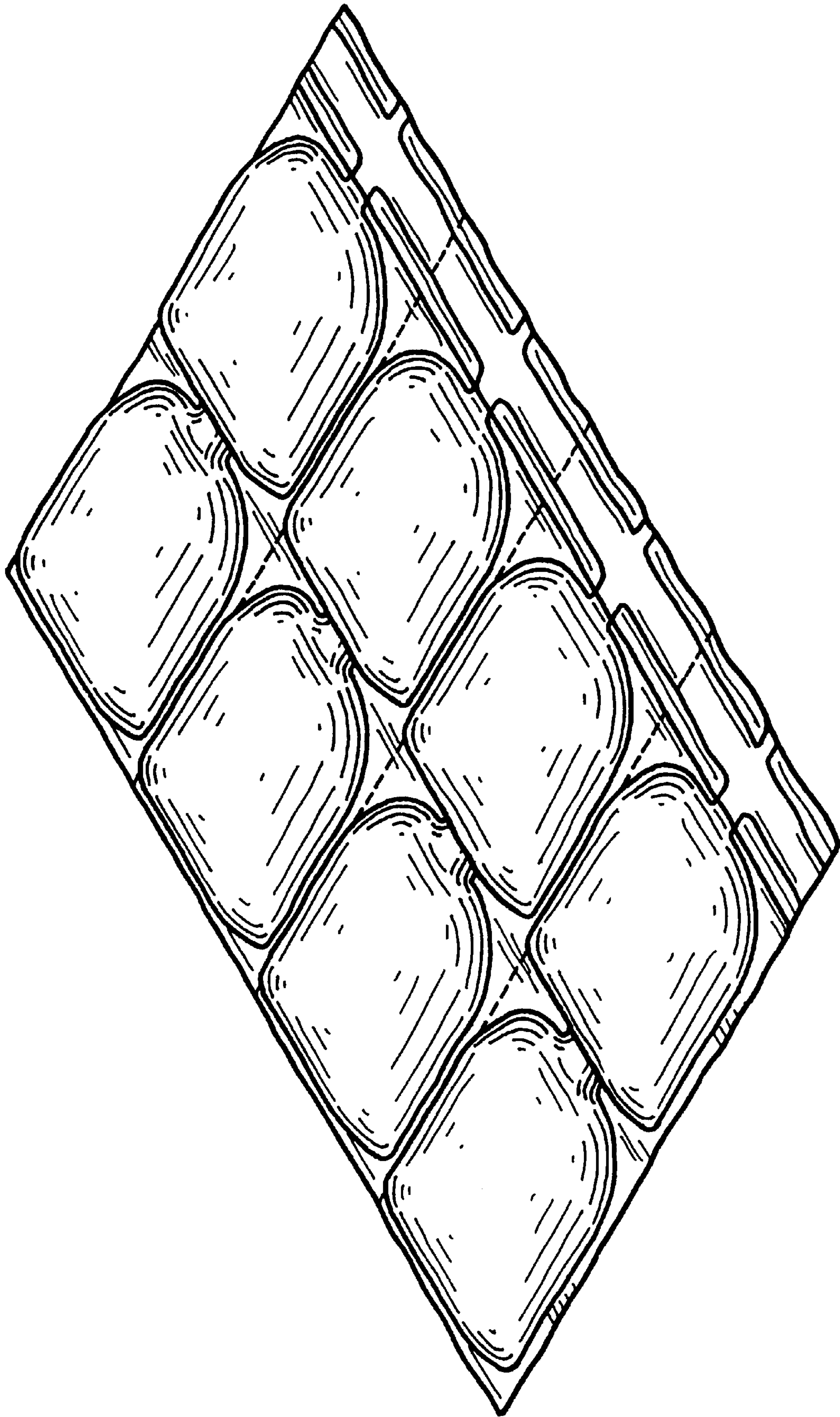
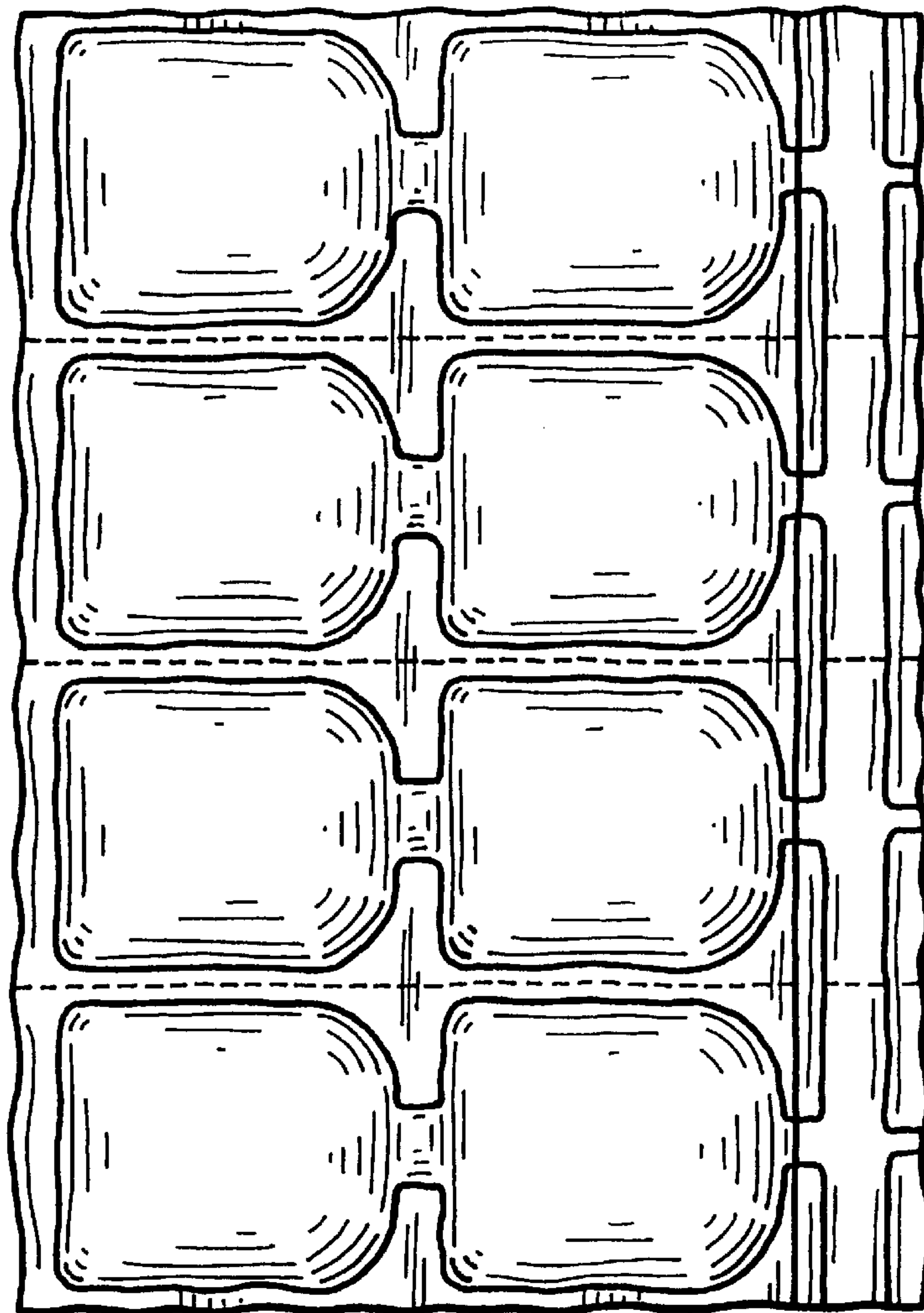
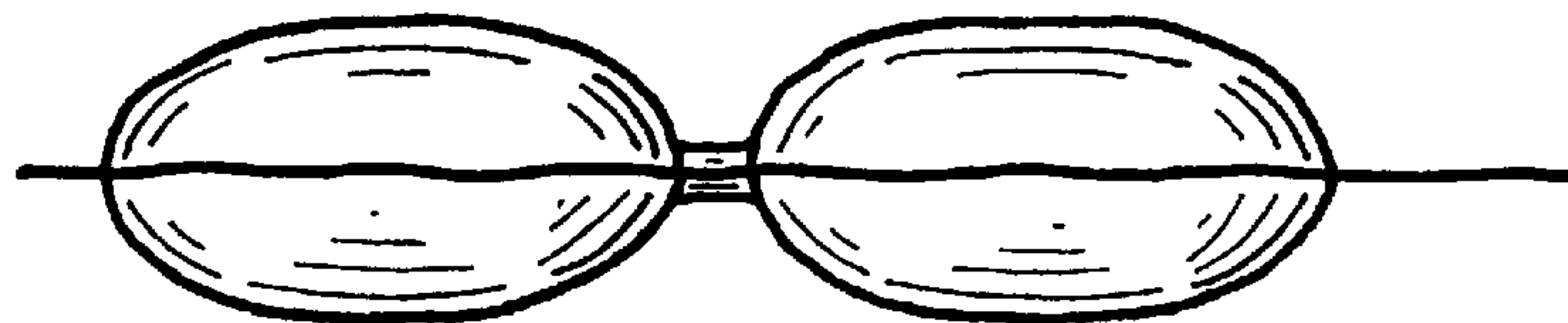


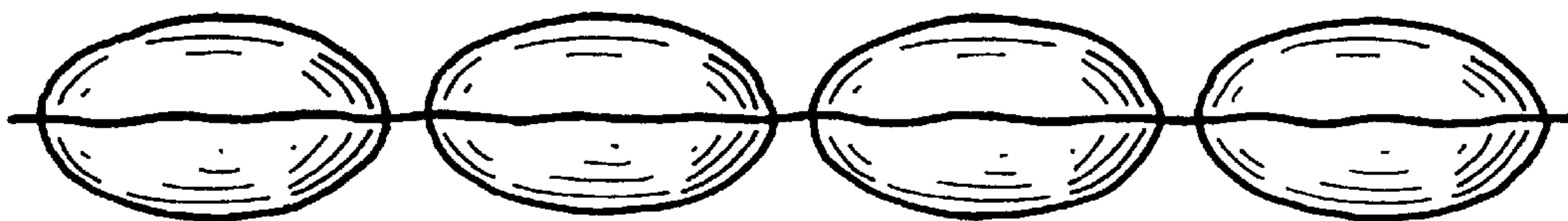
FIG. 3



FIG_4



FIG_5



FIG_6