



US00D480641S

(12) **United States Design Patent**
Hurlbut et al.

(10) **Patent No.: US D480,641 S**

(45) **Date of Patent: ** Oct. 14, 2003**

(54) **PUSH LID**

(75) Inventors: **Gary A. Hurlbut**, Seattle, WA (US);
Tami L. Fujii, Bellevue, WA (US);
Sara E. Hill, Seattle, WA (US); **B.**
Cameron Smith, Seattle, WA (US);
Scott C. Thielman, Seattle, WA (US)

(73) Assignee: **Pacific Market, Inc.**, Seattle, WA (US)

(**) Term: **14 Years**

(21) Appl. No.: **29/162,318**

(22) Filed: **Jun. 11, 2002**

(51) **LOC (7) Cl. 07-09**

(52) **U.S. Cl. D9/447; D9/438; D9/449;**
D9/453

(58) **Field of Search D9/438, 434, 435,**
D9/449, 450, 447, 454, 436; D7/511, 510;
220/711, 713, 714, 715, 254.1, 254.3, 254.9;
215/228

(56) **References Cited**

U.S. PATENT DOCUMENTS

D101,166 S	*	9/1936	Forsberg	D9/454
3,964,631 A		6/1976	Albert	220/90.4
3,967,748 A		7/1976	Albert	220/90.4
4,083,467 A		4/1978	Mullins et al.	220/90.4
4,099,642 A		7/1978	Nergard	220/90.4
4,133,446 A		1/1979	Albert	220/90.4
4,190,173 A		2/1980	Mason et al.	220/203
D255,530 S	*	6/1980	Daenen et al.	D9/436
4,262,802 A	*	4/1981	Laauwe	220/254.3
4,303,173 A		12/1981	Nergard	220/254
4,441,624 A	*	4/1984	Sokolowski	220/254.1
D275,655 S	*	9/1984	Bainton	D9/438
D291,537 S	*	8/1987	Crawford et al.	D9/447

5,249,703 A		10/1993	Karp	220/719
D356,499 S	*	3/1995	Cautereels et al.	D9/449
D362,156 S		9/1995	Goto et al.	D7/511
5,546,997 A	*	8/1996	Miramón	215/228
5,680,951 A		10/1997	Feltman, III et al.	220/253
D387,620 S		12/1997	Trombly	D7/510
D393,569 S	*	4/1998	Lai et al.	D9/449
D398,187 S		9/1998	Parker	D7/510
D399,392 S		10/1998	Husted	D7/511
D406,011 S		2/1999	Hatsumoto et al.	D7/510
D411,713 S		6/1999	Bridges	D7/536
6,010,029 A		1/2000	Wang	220/714
D420,254 S		2/2000	Park	D7/510
D437,185 S		2/2001	Freed	D7/510
D437,223 S	*	2/2001	Coy et al.	D9/447
D441,288 S		5/2001	Pillers et al.	D9/434
D450,583 S		11/2001	Freed	D9/447

* cited by examiner

Primary Examiner—Louis S. Zarfaz

Assistant Examiner—Gregory Andoll

(74) *Attorney, Agent, or Firm*—Seed IP Law Group PLLC

(57) **CLAIM**

The ornamental design for a push lid, as shown and described.

DESCRIPTION

FIG. 1 is a top right perspective view of a push lid showing our new design;

FIG. 2 is a top plan view of the design;

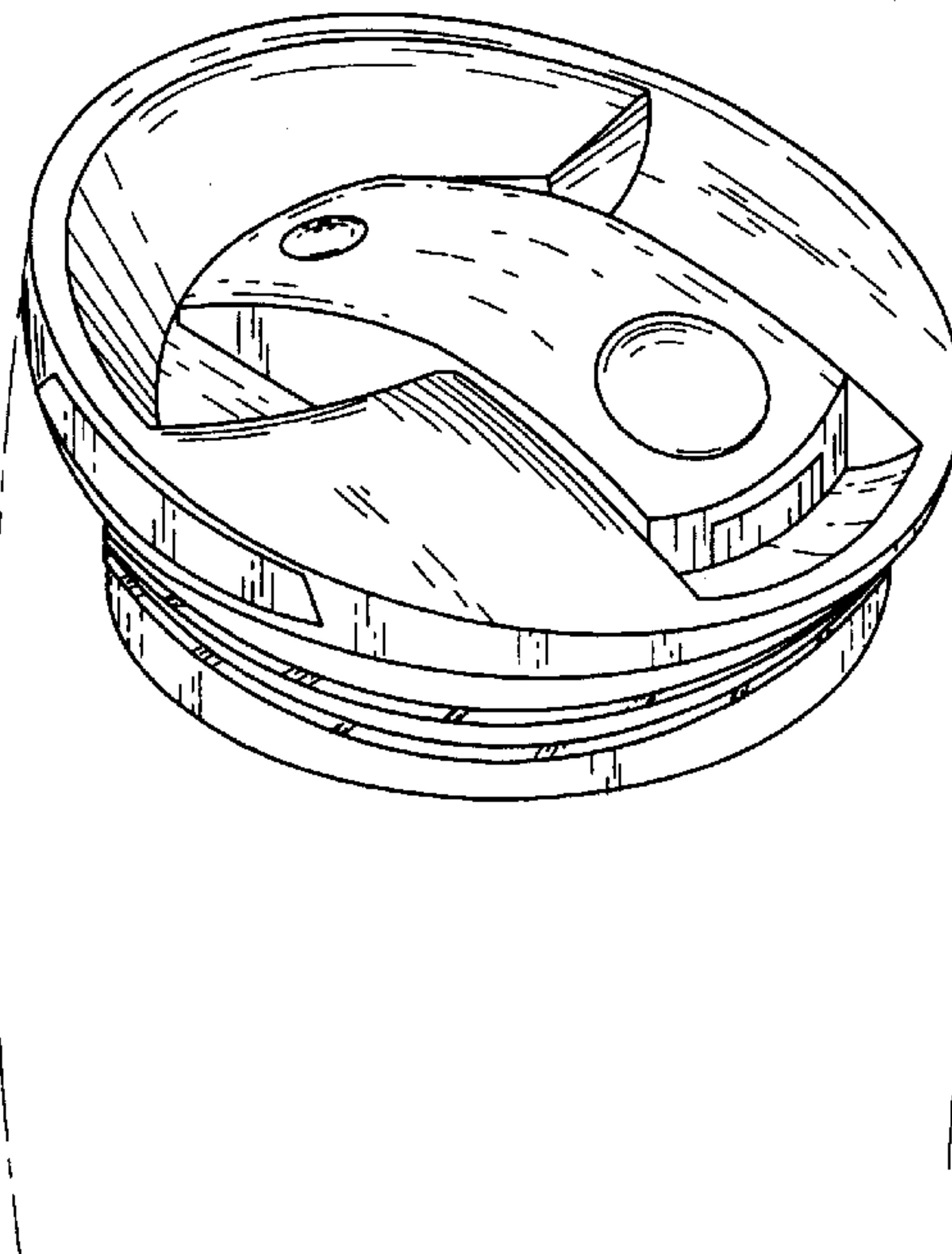
FIG. 3 is a right side elevational view of the design;

FIG. 4 is a rear elevational view of the design; and,

FIG. 5 is a front elevational view of the design.

The broken lines in FIG. 1 are for illustrative purposes only and form no part of the claimed design.

1 Claim, 2 Drawing Sheets



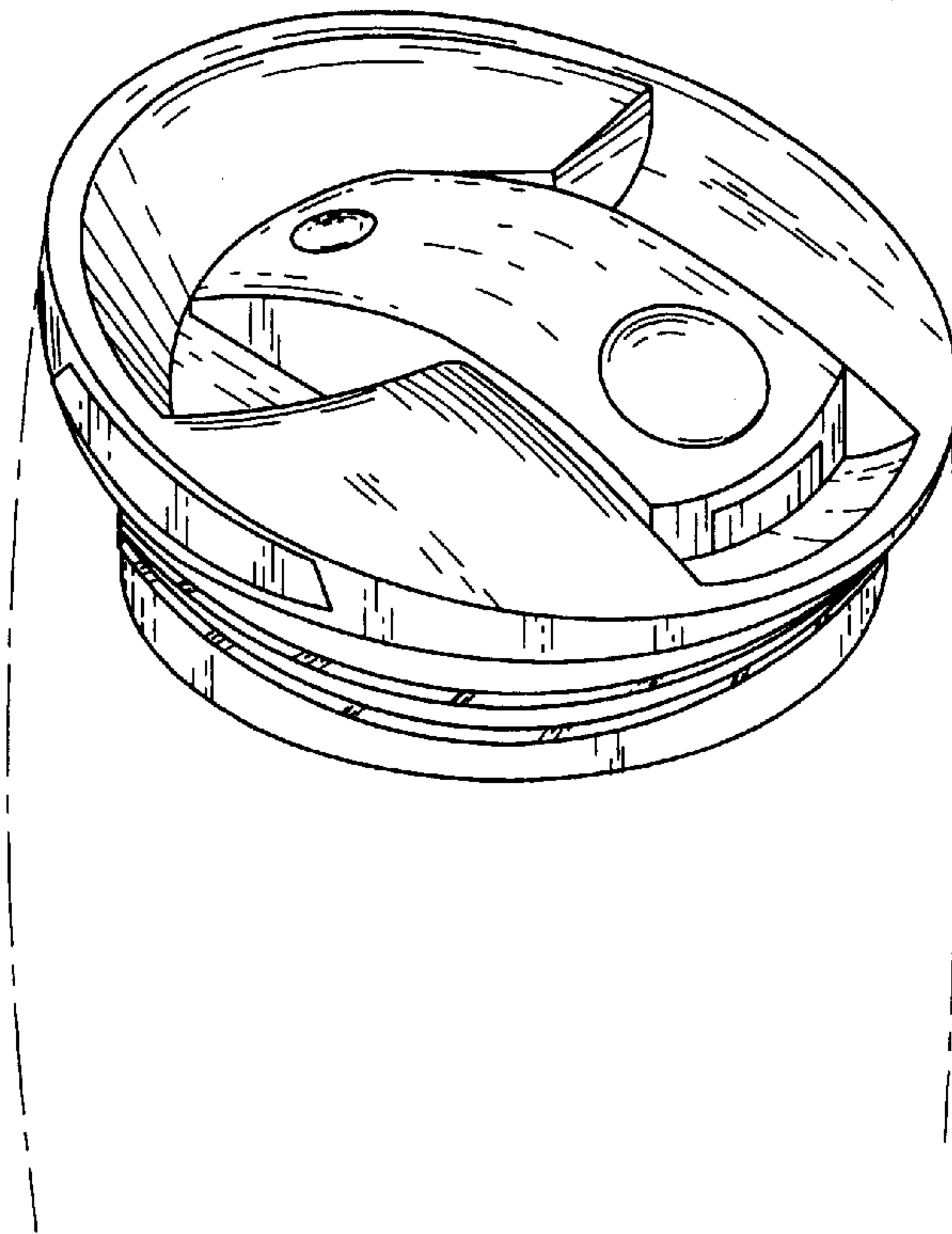


FIG. 1

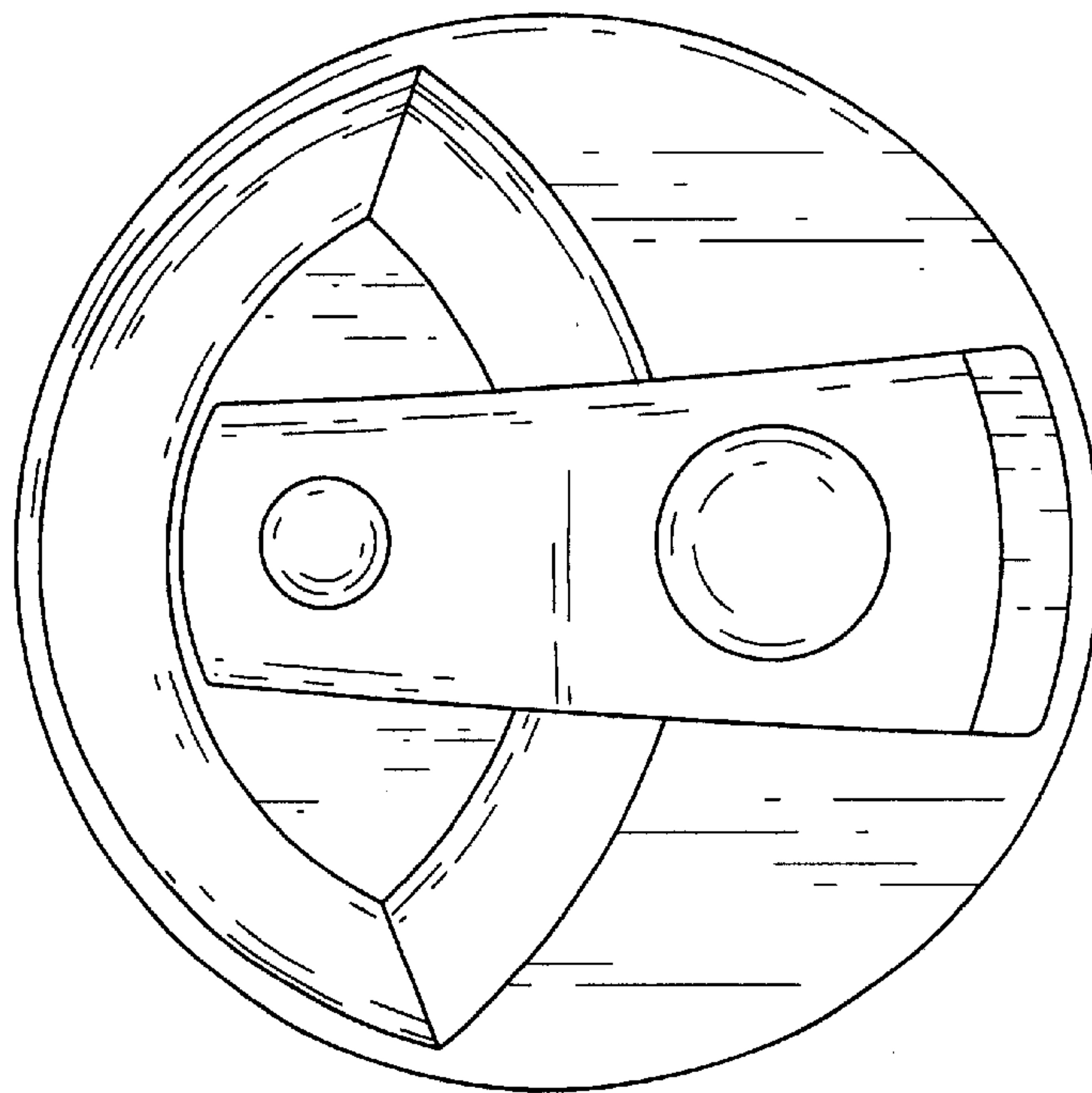


FIG. 2

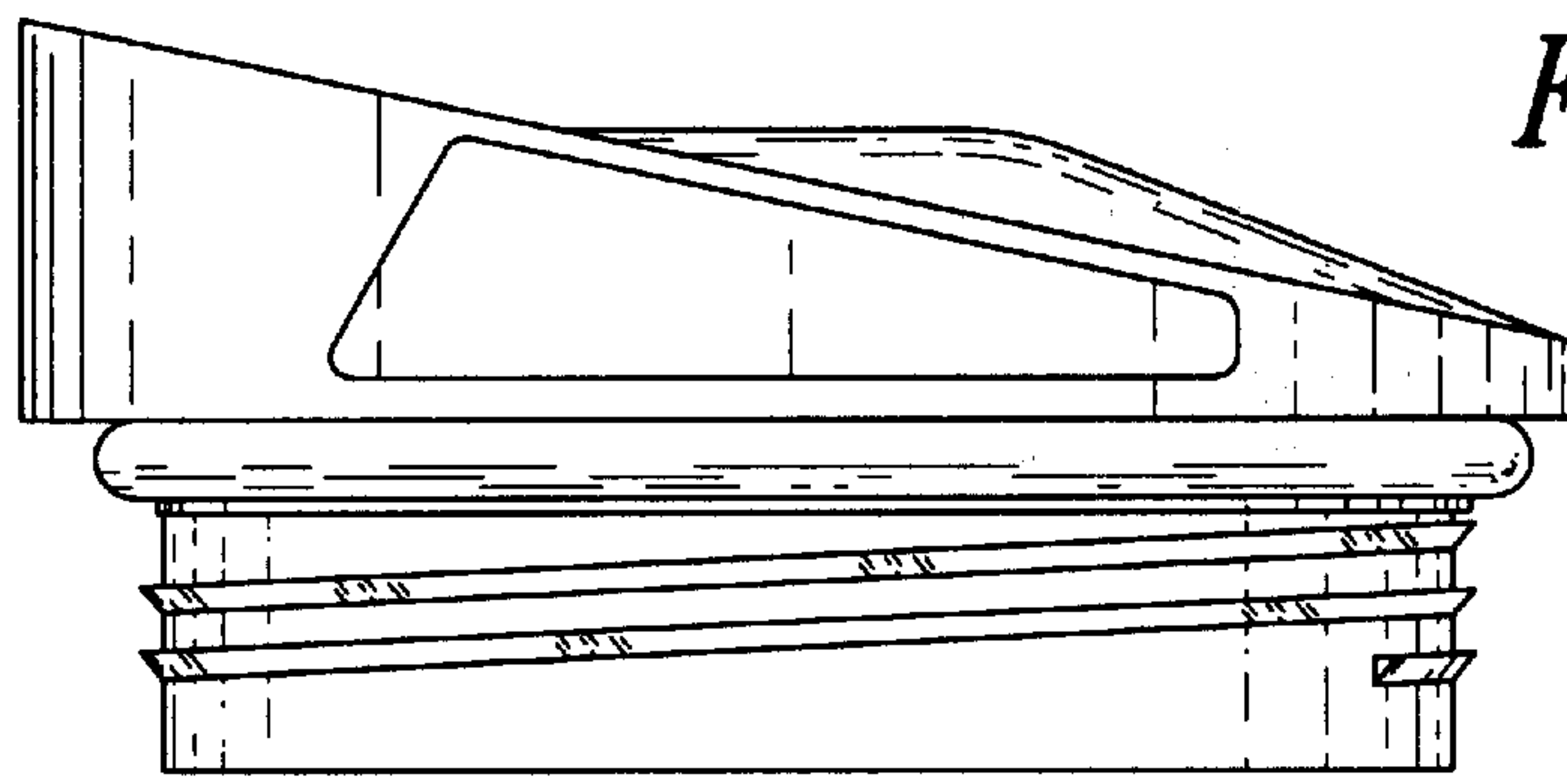


FIG. 3

FIG. 4

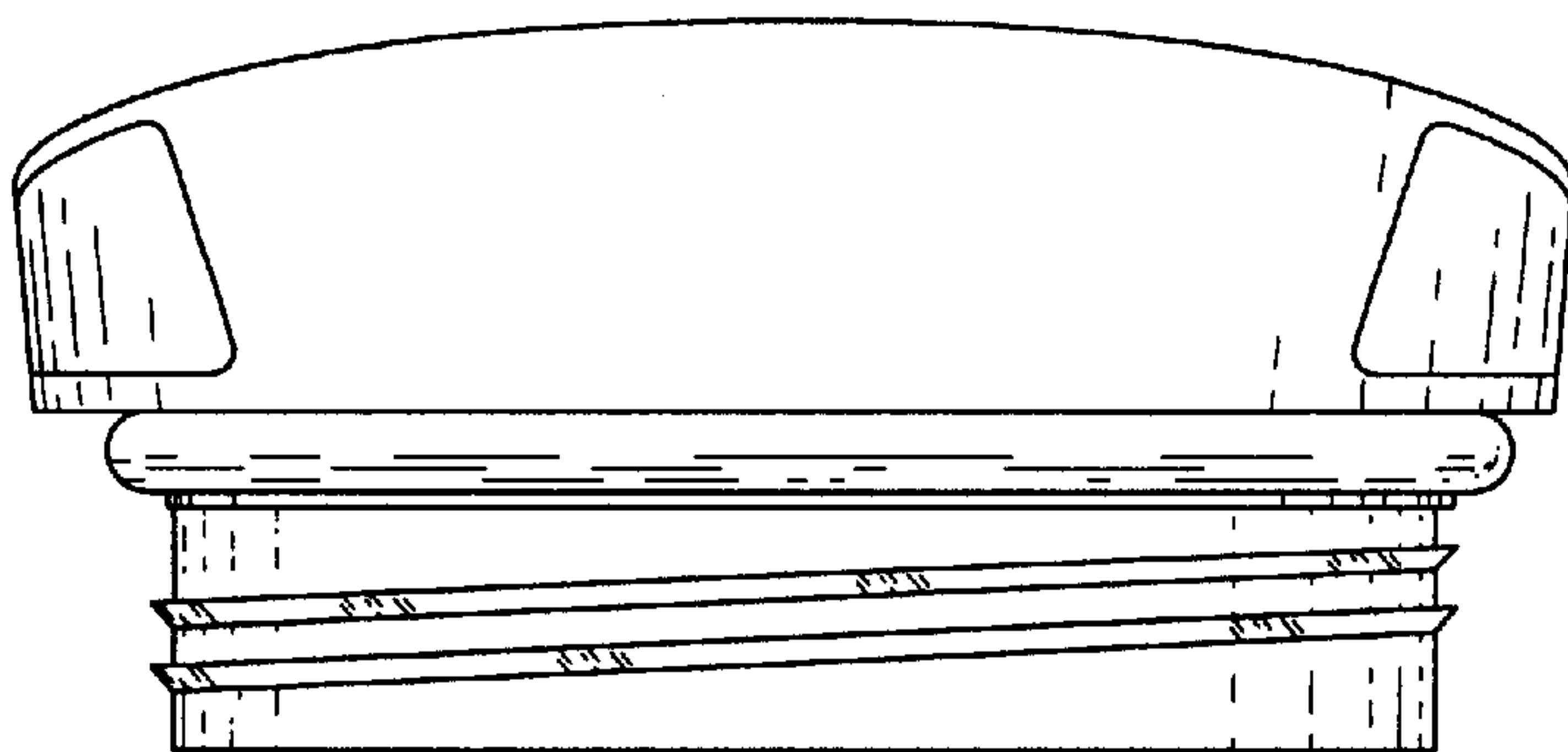
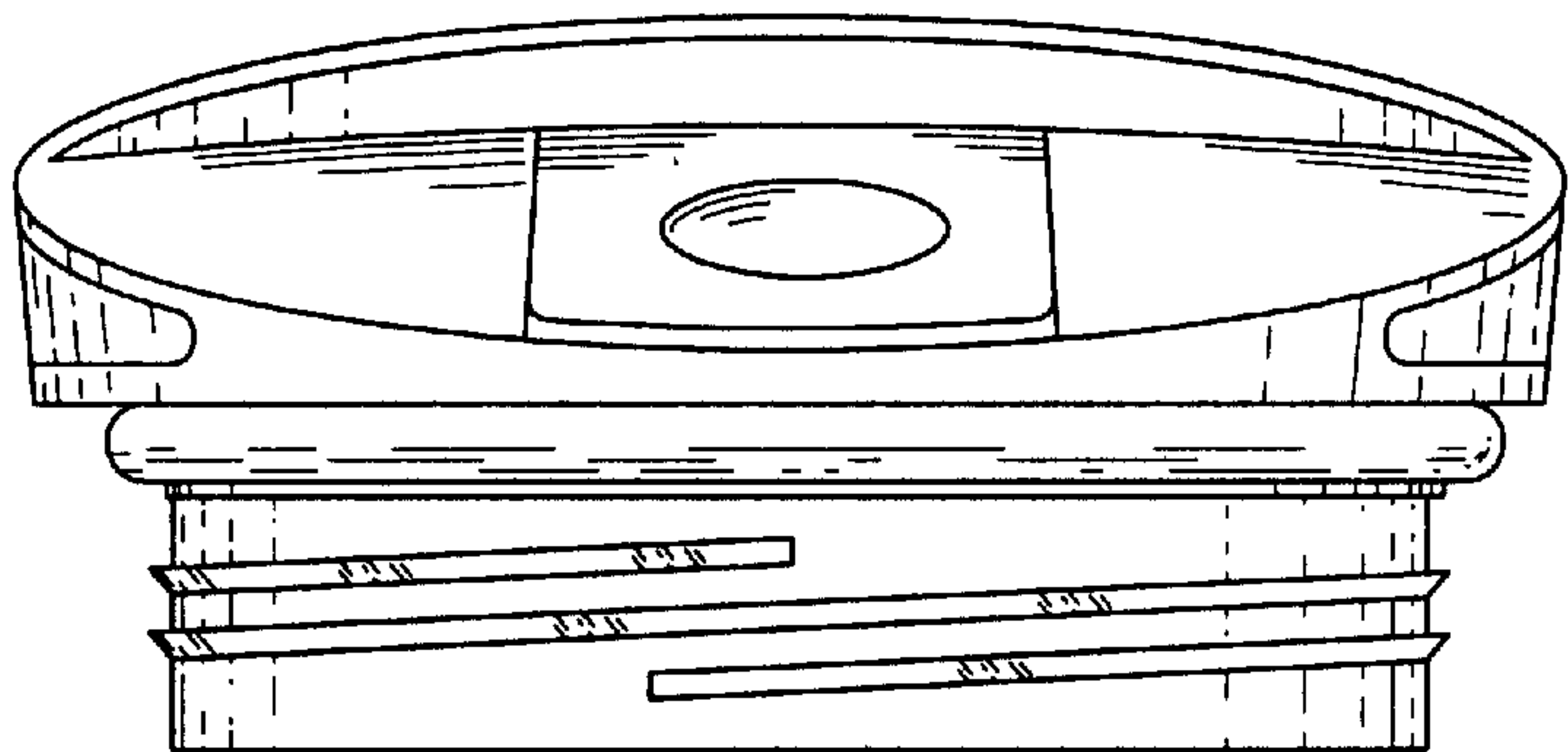


FIG. 5